

Transversity distribution in spin asymmetries in semi-inclusive DIS and in the Drell-Yan process

A. V. EFREMOV*)

Joint Institute for Nuclear Research, Dubna 141980, Russia

K. GOEKE AND P. SCHWEITZER

Institut für Theoretische Physik II, Ruhr-Universität Bochum, Germany

A review is given on single spin asymmetries in deep inelastic semi-inclusive scattering (SIDIS) and their possible theoretical understanding in the framework of QCD-induced factorization approach, wherefore predictions for transversity from the chiral quark soliton model are used. Arising difficulties to interpret most recent SIDIS data, and the possibility to access the transversity distribution in the Drell-Yan process are discussed.

PACS: 13.65.Ni, 13.60.Hb, 13.87.Fh, 13.88.+e

Key words: QCD, partons, polarization, chiral model

1 Introduction

It is well known that three most important (twist-2) elements of the parton density matrix in a nucleon are the non-polarized parton distributions functions (PDF) $f_1(x)$, the longitudinal spin distribution $g_1(x)$ and the transverse spin distribution (transversity) $h_1(x)$ [1]. The first two have been successfully measured experimentally in classical deep inelastic scattering (DIS) experiments but the measurement of the last one is especially difficult since it belongs to the class of the so-called chiral-odd structure functions and can not be seen there.

The non-polarized PDF's have been measured for decades and are well known in wide range of x and Q^2 . Their behaviour in Q^2 is well described by the QCD evolution equation and serves as one of the main sources of $\alpha_s(Q^2)$ determination.

The longitudinal spin PDF's drew common attention during last decade in connection with the famous "Spin Crisis", i.e. astonishingly small portion of the proton spin carried by quarks (see [2] and references therein). The most popular explanation of this phenomenon is large contribution of the gluon spin $\Delta G(x)$. The direct check of this hypothesis is one of the main problems of running dedicated experiments like COMPASS at CERN and RHIC at BNL. Even now, however, there is some indication to a considerable value of $\Delta G(x)$ coming from the Q^2 evolution of the polarized PDF's [3] and from the first direct experimental probe of $\Delta G(x)$ by HERMES collaboration [4] with the result $\Delta G(x)/G(x) = 0.41 \pm 0.18$ in the region $0.07 < x < 0.28$. The latter is in reasonable agreement with large N_c limit prediction [5] $\Delta G(x)/G(x) \approx 1/N_c$ for not very small x .

Another problem here is the sea quark spin asymmetry. It is usually assumed in fitting the experimental data that $\Delta\bar{u} = \Delta\bar{d} = \Delta\bar{s}$. This *ad hoc* assumption however

*) Partially supported by grants RFBR 03-02-16816 and DFG-RFBR 03-02-04022.

contradicts with large N_c limit prediction $\Delta\bar{u} \approx -\Delta\bar{d}$ [5]. This was previously discovered in the instanton model [6] and supported by calculations in the chiral quark soliton model (χ QSM) [7, 8]. An indication to a nonzero value for $\Delta\bar{u} - \Delta\bar{d}$ was also observed in [9].

Concerning the transversity distribution it was completely unknown experimentally till recent time. The only information comes from the Soffer inequality [10] $|h_1(x)| \leq \frac{1}{2}[f_1(x) + g_1(x)]$ which follows from density matrix positivity. To access these chiral-odd structure functions one needs either to scatter two polarized protons and to measure the transversal spin correlation A_{NN} in Drell-Yan process that is the problem for running RHIC and future PAX (GSI) experiments (see e.g. [11, 12]) or to know the transverse polarization of a quark scattered from transversely polarized target. There are several ways to do this:

1. To measure the polarization of a self-analyzing hadron to which the quark fragments in a semi inclusive DIS (SIDIS), e.g. Λ -hyperon. The drawback of this method however is a rather low rate of quark fragmentation into Λ -particle ($\approx 2\%$) and especially that it is mostly sensitive to s -quark polarization. Also the polarization transfer from parton to Λ -hyperon is unknown.
2. To measure a transverse handedness in multi-particle parton fragmentation [13], i.e. the correlation of the parent quark spin 4-vector s_μ and jet particle momenta k_i^ν , $\epsilon_{\mu\nu\sigma\rho} s^\mu k_1^\nu k_2^\sigma k^\rho$ ($k = k_1 + k_2 + k_3 + \dots$ is a jet 4-momentum).
3. To use a new spin dependent T-odd parton fragmentation function (PFF) [14, 15, 16] responsible for the left-right asymmetry in one particle fragmentation of transversely polarized quark relative to the quark momentum-spin plane. (The so-called "Collins asymmetry" [17].)

The last two methods are comparatively new and only in the last years some experimental indications to the transversal handedness [18] and to the T-odd PFF [19] have appeared.

Concerning the new PDF's and PFF's. Analogous of PDF's f_1 , g_1 and h_1 are the PFF's D_1 , G_1 and H_1 , which describe the fragmentation of a non-polarized quark into a non-polarized hadron and a longitudinally or transversely polarized quark into a longitudinally or transversely polarized hadron, respectively. These PFF's are integrated over the transverse momentum $\mathbf{p}_{h\perp}$ of a hadron with respect to a quark. With $\mathbf{p}_{h\perp}$ taken into account, new PFF's arise. Using the Lorentz- and P-invariance one can write in the leading twist approximation 8 independent spin structures. Most spectacularly it is seen in the helicity basis where one can build 8 twist-2 combinations, linear in spin matrices of the quark and hadron σ , \mathbf{S} with momenta \mathbf{k}' , \mathbf{p}_h .

These PFF can be used to extract the information on the proton transversity distribution from azimuthal asymmetries in SIDIS with hadron production (pions and kaons) on a polarized nucleon target

$$l + \vec{N} \rightarrow l' + h + X \tag{1}$$

recently observed by HERMES [20]–[23] and CLAS [24, 25] collaborations.

In this review we present the results of the works [26]–[31], [11] on spin asymmetries in SIDIS and the Drell-Yan process, which are based on predictions for the transversity distributions from the χ QSM [32], c.f. also the overview given in Ref. [33].

2 SIDIS kinematics and azimuthal asymmetries

In the framework of the parton model the squared matrix element modulus of the process (1) is represented by the diagram in Fig.1 and can be written as a sum

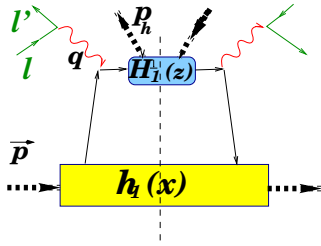


Fig. 1. The squared modulus of the matrix element of the process (1) in the parton model summed over states X . The $H_1^+(z)$ and $h_1(x)$ are examples of PFF and PDF, respectively.

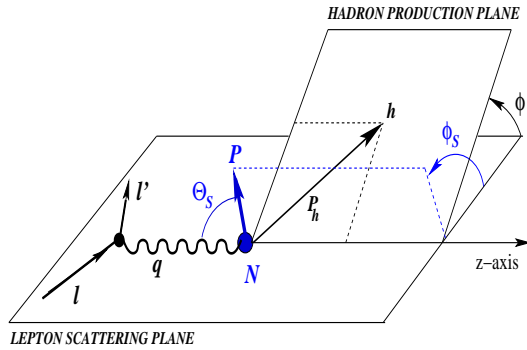


Fig. 2. Kinematics of the process (1).

of products of x -dependent quark distribution functions in a nucleon, $x = \frac{Q^2}{2p \cdot q}$, with $q = l - l'$, $Q^2 = -q^2$, and z -dependent quark fragmentation functions of scattered quark into hadron h , $z = \frac{p \cdot P_h}{p \cdot q}$. The kinematics of the process (1) is presented in Fig.2.

The cross section of the semi-inclusive production of hadrons by polarized leptons on the polarized target is a linear function of the longitudinal lepton beam polarization, P_l , and the target polarization, P , with longitudinal, P_L , and transversal, P_T , components relative to a virtual photon momentum \vec{q} in laboratory r.f.:

$$d\sigma = d\sigma_{00} + P_l d\sigma_{L0} + P_L(d\sigma_{0L} + P_l d\sigma_{LL}) + |P_T|(d\sigma_{0T} + P_l d\sigma_{LT}). \quad (2)$$

For the target polarization $P_{||}$, longitudinal relative to the lepton beam, the transverse component is equal to $|P_T| = P_{||} \sin \theta_\gamma$, where θ_γ is the angle of the virtual photon momentum \vec{q} relative to the lepton beam,

$$\sin \theta_\gamma \approx 2 \frac{M}{Q} x \sqrt{1-y}, \quad (3)$$

$y = \frac{p \cdot q}{p \cdot l}$ and M is the nucleon mass.

In the parton model each of the partial cross sections contributing to the Eq. (2) is characterized by the specific dependence on the azimuthal angle of an outgoing hadron, ϕ , and on the azimuthal angle of transversal component of the target polarization vector¹), ϕ_S , relative to the lepton scattering plane (see Fig.2) times the definite product of PDF and PFF summed over quark and antiquark flavour times its charge squared. Namely, contributions to (2) for each quark and antiquark flavour up to the order $\mathcal{O}(M/Q)$ have the forms²) [14, 15]:

$$\begin{aligned}
 d\sigma_{00} &\propto x f_1(x) D_1(z) + x h_1^\perp(x) H_1^\perp(z) \cos 2\phi - \frac{M}{Q} x^2 f^\perp(x) D_1(z) \cos \phi, \\
 d\sigma_{L0} &\propto \frac{M}{Q} x^2 e(x) H_1^\perp(z) \sin \phi + \frac{M}{Q} x^2 h_1^\perp(x) E(z) \sin \phi, \\
 d\sigma_{0L} &\propto x h_{1L}^\perp(x) H_1^\perp(z) \sin 2\phi + \frac{M}{Q} x^2 h_L(x) H_1^\perp(z) \sin \phi, \\
 d\sigma_{LL} &\propto x g_1(x) D_1(z) + \frac{M}{Q} x^2 g_L^\perp(x) D_1(z) \cos \phi, \\
 d\sigma_{0T} &\propto x h_1(x) H_1^\perp(z) \sin(\phi + \phi_S) + x h_{1T}^\perp(x) H_1^\perp(z) \sin(3\phi - \phi_S) \\
 &\quad + x f_{1T}^\perp(x) D_1(z) \sin(\phi - \phi_S), \\
 d\sigma_{LT} &\propto x g_{1T}(x) D_1(z) \cos(\phi - \phi_S),
 \end{aligned} \tag{4}$$

where

$f_1(x) \equiv q(x)$ is PDF of non-polarized quarks in a non-polarized target,

$g_1(x) \equiv \Delta q(x)$ is PDF of the longitudinally polarized quarks in the longitudinally polarized target,

$g_{1T}(x)$ is the same as $g_1(x)$ but in the transversally polarized target,

$h_1(x)$ is PDF of the transversally polarized quark with polarization parallel to that one of a transversally polarized target (so-called transversity),

$h_{1L,T}^\perp(x)$ is PDF of the transversally polarized quark with polarization perpendicular to the hadron polarization in the longitudinally or transversally polarized target,

$h_1^\perp(x)$ is PDF of the transversally polarized quark in the non-polarized target,

$f_{1T}^\perp(x)$ is PDF responsible for a left-right asymmetry in the distribution of the non-polarized quarks in the transversally polarized target (so-called Sivers PDF [35]),

$D_1(z)$ is PFF of the non-polarized quark in the non-polarized or spinless produced hadron,

$H_1^\perp(z)$ is PFF responsible for a left-right asymmetry in the fragmentation of a transversally polarized quark into a non-polarized or spinless produced hadron (so-called Collins PFF [17]).

¹) For longitudinal target polarization P_\parallel the angle $\phi_S = 0$ or $\pm\pi$

²) We use the notations of the work [14, 15, 16]. The letters $g_1(G_1)$, $h_1(H_1)$, $f_1(D_1)$ indicate twist-2 PDF (PFF) with longitudinally, transversally polarized or unpolarized partons, subscripts L , T indicate the polarization of hadron and superscripts \perp indicates a p_\perp -dependence. Note that very recently further structures have been introduced and discussed [34] that could contribute the longitudinally polarized cross sections.

The others (E , e , g_L^\perp , h_L , f^\perp) are the twist-3 functions entering with a factor M/Q . They have no definite probabilistic interpretation, but are connected (except for $e(x)$ and $E(z)$) to the above listed functions by the approximate integral relations of the Wandzura-Wilczek type. For example [14, 15]

$$\int d^2 k_\perp \left(\frac{k_\perp^2}{2M^2} \right) h_{1L}^\perp(x, k_\perp) \equiv h_{1L}^{\perp(1)}(x) = -(x/2)h_L(x) = -x^2 \int_x^1 d\xi h_1(\xi)/\xi^2. \quad (5)$$

Besides, in formula (4) each term should be multiplied by known kinematic factors depending on y , $\langle k_\perp \rangle$ and $\langle p_{h\perp} \rangle$ (assuming Gaussian distribution) which are omitted for simplicity.

The azimuthal asymmetries are defined as

$$A_{BA}^{W(\phi, \phi_S)}(x, z, h) = \frac{\int dy d\phi d\phi_S W(\phi, \phi_S) \left(\frac{1}{P_+} \frac{d^4 \sigma_D^+}{dx dy dz d\phi} - \frac{1}{P_-} \frac{d^4 \sigma_D^+}{dx dy dz d\phi} \right)}{\frac{1}{2} \int dy d\phi \left(\frac{d^4 \sigma_D^+}{dx dy dz d\phi} + \frac{d^4 \sigma_D^-}{dx dy dz d\phi} \right)}, \quad (6)$$

where $W(\phi, \phi_S)$ is an angular dependent weight from Eqs. (4) and P_\pm denotes the target polarization modulus. The subscripts B and A are 0, L or T for the unpolarized, longitudinally or transversally polarized beam or target (relative to the virtual photon direction).

It is clear that for the transversal target polarization one can separate all the components contained in (4) carrying out the Fourier-analysis with respect to the angles ϕ and ϕ_S plus change of the polarization sign (using anti-symmetrization and symmetrization). For example, for separation of the term with the pure transversity contribution $h_1(x)H_1^\perp(z)$ it is enough to calculate the average value $\langle \sin(\phi + \phi_S) \rangle$ and for separation of the Sivers function $f_{1T}^\perp(x)D_1(z)$ it is enough to find the average value $\langle \sin(\phi - \phi_S) \rangle$.

For the longitudinal target polarization the total separation is impossible since $\phi_S = \pm\pi$ or 0 (see Fig.2) and several different mechanisms can produce the $\sin \phi$ -asymmetry. However it is possible to single out the function $h_{1L}^\perp(x)$, which is connected with transversity via Eq. (5), by measuring $\langle \sin(2\phi) \rangle$.

3 Collins PFF

As it is seen from (4) the Collins PFF that describes a left-right asymmetry in the fragmentation of a transversely polarized quark is especially interesting since it enters any term connected with the transversity. The corresponding term of fragmentation has the structure

$$H_1^\perp \sigma(\mathbf{k}' \times \mathbf{p}_{h\perp})/k' \langle p_{h\perp} \rangle,$$

where H_1^\perp is a function of the longitudinal momentum fraction z and hadron transverse momentum $p_{h\perp}$. The $\langle p_{h\perp} \rangle$ is the averaged transverse momentum of the final

hadron³). Since the H_1^\perp term is chiral-odd, it makes possible to measure the proton transversity distribution h_1 in semi-inclusive DIS from a transversely polarized target by measuring the left-right asymmetry of forward produced pions. The ratio $\frac{H_1^\perp}{D_1}$ serves as analyzing power of the Collins effect.

The problem is that, first, this function was completely unknown till recent time both theoretically and experimentally. Second, the function H_1^\perp is the so-called T-odd fragmentation function: under the naive time reversal \mathbf{p}_h , \mathbf{k}' , \mathbf{S} and $\boldsymbol{\sigma}$ change sign, which demands a purely imaginary (or zero) H_1^\perp in the contradiction with naive hermiticity. This, however, does not mean the break of T-invariance but rather the presence of an interference of different channels in forming the final state with different phase shifts, like in the case of single spin asymmetry phenomena⁴)

[39]. A calculations of this function in simple perturbative chiral Manohar-Georgi model can be found in [40].

Meanwhile, the data collected by DELPHI (and other LEP experiments) give a possibility to measure H_1^\perp . The point is that despite the fact that the transverse polarization of quarks in $e^+e^- \rightarrow Z^0 \rightarrow q\bar{q}$ is very small ($O(m_q/M_Z)$), there is a non-trivial correlation $C_{TT}^{q\bar{q}}$ between transverse spins of a quark and an antiquark. In the Standard Model: $C_{TT}^{q\bar{q}} = (v_q^2 - a_q^2)/(v_q^2 + a_q^2)$, which are at Z^0 peak: $C_{TT}^{u,c} \approx -0.74$ and $C_{TT}^{d,s,b} \approx -0.35$. With the production cross section ratio $\sigma_u/\sigma_d = 0.78$ this gives for the average over flavours value $\langle C_{TT} \rangle \approx -0.5$.

The transverse spin correlation results in a peculiar azimuthal angle dependence of produced hadrons, if the T-odd fragmentation function H_1^\perp does exist [17, 41]. A simpler method has been proposed by the Amsterdam group [16]. They predict a specific azimuthal behaviour of a hadron in a jet about the axis in direction of

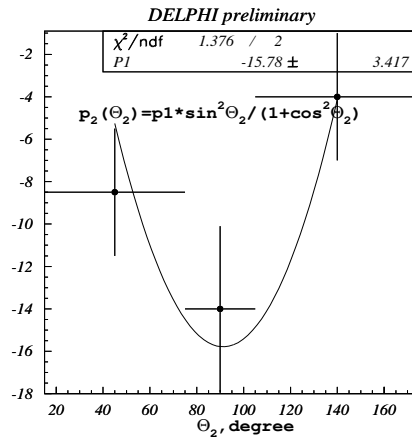


Fig. 3. The θ_2 -dependence of the value

$$P_2 = \frac{6}{\pi} \left| \frac{\langle H_1^\perp \rangle}{\langle D_1 \rangle} \right|^2 \overline{C}_{TT} \frac{\sin^2 \theta_2}{1 + \cos^2 \theta_2} \text{ (in ppm).}$$

³) Notice different normalization factor compared with [16], $\langle p_{h\perp} \rangle$ instead of M_h .

⁴) In this aspect they are very different from the T-odd PDF's like f_{1T}^\perp or h_1^\perp which can not exist since they are purely real. Interaction among initial hadrons which could bring an imaginary part breaks the factorization and the whole parton picture. Recently however it was stated [36] that effectively the necessary imaginary phase shift can appear due to propagation of the scattered parton in gluon field of the nucleon remnant. Since this phase shift depends on the subprocess the corresponding PDF is, generally speaking, not universal. In particular, it was shown that the Sivvers PDF in one loop approximation, where its factorization seems proven [37, 38], should have opposite sign in Drell-Yan and SIDIS processes. Also these functions are suppressed in χ QSM (see footnote 6).

another hadron in the opposite jet ⁵⁾

$$\frac{d\sigma}{d\cos\theta_2 d\phi_1} \propto (1 + \cos^2\theta_2) \cdot \left(1 + \frac{6}{\pi} \left[\frac{H_1^{\perp q}}{D_1^q} \right]^2 C_{TT}^{q\bar{q}} \frac{\sin^2\theta_2}{1 + \cos^2\theta_2} \cos(2\phi_1) \right), \quad (7)$$

where θ_2 is the polar angle of the electron beam relative to the second hadron momenta \mathbf{p}_2 , and ϕ_1 is the azimuthal angle of the first hadron counted off the $(\mathbf{p}_2, \mathbf{e}^-)$ -plane. This asymmetry was probed [19] using the DELPHI data collection 91–95. For the leading charged particles (mostly pions) in each jet of two-jet events, summed over z and averaged over quark flavours (assuming $H_1^{\perp} = \sum_H H_1^{\perp q/H}$ is flavour independent), the most reliable preliminary value of the analyzing power (obtained from the region $45^\circ < \theta_2 < 135^\circ$ with small acceptance corrections) is found to be $\left| \frac{\langle H_1^{\perp} \rangle}{\langle D_1 \rangle} \right| = (6.3 \pm 2.0)\%$. However, the larger "optimistic" value

$$\left| \frac{\langle H_1^{\perp} \rangle}{\langle D_1 \rangle} \right| = (12.5 \pm 1.4)\% \quad (8)$$

(obtained from the whole acceptable region $15^\circ < \theta_2 < 165^\circ$, see Fig. 3) is not excluded, with smaller statistical but presumably large systematic errors. This value, as it will be seen below, better fits the description of the azimuthal asymmetries in SIDIS with longitudinally polarized target.

4 Chiral quark-soliton model prediction for $h_1^a(x)$

In order to make quantitative estimates for asymmetries we will use for the transversity distribution function predictions from the chiral quark-soliton model (χ QSM) [32]. This model was derived from the instanton model of the QCD vacuum [42] and describes numerous nucleonic properties without adjustable parameters to within (10 – 30)% accuracy [43]. The field theoretic nature of the model allows to consistently compute quark and antiquark distribution functions [7] which agree with parameterizations [44] to within the same accuracy. This gives us a certain confidence that the model also describes $h_1^a(x)$ with a similar accuracy.

In the χ QSM we observe the hierarchy $h_1^u(x) \gg |h_1^d(x)| \gg |h_1^{\bar{u}}(x)|$, and an interesting "maximal sea quark flavour asymmetry" $h_1^d(x) \approx -h_1^{\bar{u}}(x) > 0$. In Fig. 4a we show the χ QSM prediction for $h_1^a(x)$ from Ref. [32] LO-evolved from the low scale of the model of about $\mu_0^2 = (0.6 \text{ GeV})^2$ to the scale $Q^2 = 16 \text{ GeV}^2$. In order to gain some more intuition on the predictions we compare in Fig. 4b the dominating distribution function $h_1^u(x)$ from the χ QSM to $f_1^u(x)$ and $g_1^u(x)$ from the parameterizations of Ref. [44]. It is remarkable that the Soffer inequality [10] $|h_1^u(x)| \leq (f_1^u + g_1^u)(x)/2$ is nearly saturated – in particular in the large- x region. (The Soffer bound in Fig. 4b is constructed from $f_1^u(x)$ and $g_1^u(x)$ taken at $Q^2 = 16 \text{ GeV}^2$ from [44] in comparison with $h_1^u(x)$.) For the unpolarized distribution function $f_1^a(x)$ we use the LO parameterization from Ref. [44].

⁵⁾ The factorized Gaussian form of $p_{h\perp}$ dependence was assumed both for $H_1^{q\perp}$ and D_1^q and integrated over $|p_{h\perp}|$.

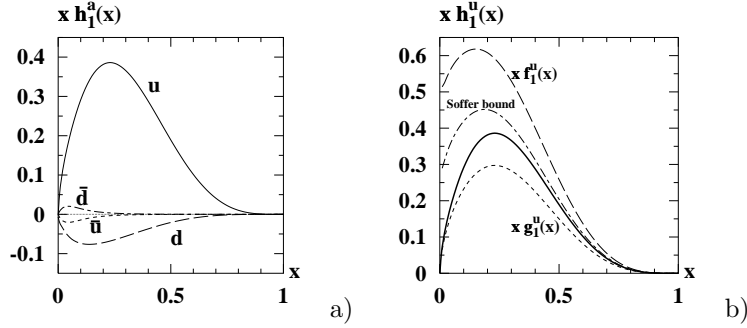


Fig. 4. **a)** The transversity distribution function $h_1^a(x)$ vs. x from the χ QSM [32]. **b)** Comparison of $h_1^u(x)$ from the χ QSM (solid) to $f_1^u(x)$ (dashed) and $g_1^u(x)$ (dotted) and the Soffer bound $(f_1^u + g_1^u)(x)/2$ (dashed-dotted line) taken or constructed from the parameterizations of [44].

5 Comparison with longitudinally polarized data

In the HERMES experiments [20, 21, 22] the x - and z -dependence of asymmetries (6) for pions and kaons with $W = \sin \phi$ or $\sin 2\phi$ from longitudinally (relative to the non-polarized lepton beam) polarized proton and deuterium target were measured. As it is seen from (4) only the second term of $d\sigma_{0L}$ and the first (Collins) and the third (Sivers) ones⁶⁾ of $d\sigma_{0T}$ with factor (3) do contribute to the numerator of (6) for $W = \sin \phi$ with negative sign ($\phi_S = \pi$) and only the third one of the $d\sigma_{0L}$ contributes for $W = \sin 2\phi$. This gives for

$$A_{0L, P_{orD}}^{\sin \phi}(x, z, h) = P_L(x) \frac{\sum_a e_a^2 x h_L^{a/P_{orD}}(x) H_1^{\perp a}(z)}{\sum_a e_a^2 f_1^{a/P_{orD}}(x) D_1^a(z)} \quad (9)$$

$$- P_T(x) \frac{\sum_a e_a^2 h_1^{a/P_{orD}}(x) H_1^{\perp a}(z)}{\sum_a e_a^2 f_1^{a/P_{orD}}(x) D_1^a(z)}$$

$$A_{0L, P_{orD}}^{\sin 2\phi}(x, z, h) = R_1(x) \frac{\sum_a e_a^2 h_{1L}^{\perp(1), a/P_{orD}}(x) H_1^{\perp a}(z)}{\sum_a e_a^2 f_1^{a/P_{orD}}(x) D_1^a(z)}, \quad (10)$$

⁶⁾ Actually, our approach would imply the vanishing of the Sivers effect. This is in agreement with the χ QSM. However, this cannot be taken literally as a prediction for the following reason. The χ QSM was derived from the instanton vacuum model as the leading order in terms of the instanton packing fraction $\frac{\rho}{R} \sim \frac{1}{3}$ (ρ and R are respectively the average size and separation of instantons in Euclidean space time). In this order the T-odd PDF's like f_{1T}^\perp and h_1^\perp vanish [45]. In higher orders the T-odd PDF's can be well non-zero and all one can conclude at this stage is that the T-odd PDF's are suppressed with respect to the T-even. However, considering that $H_1^\perp(z)$ is much smaller than $D_1(z)$, cf. Eq. (8), it is questionable whether this suppression could be sufficient such that in physical cross sections the Collins effect $\propto h_1^\perp(x) H_1^\perp(z)$ is dominant over the Sivers effect $\propto f_{1T}^\perp(x) D_1(z)$. (For an estimation of this suppression see [29, 46].)

where $P_L(x)$ and $P_T(x)$ are known factors of order $\mathcal{O}(M/Q)$ and P_1 of order $\mathcal{O}(1)$ depending on average transverse momenta of partons inside hadron and hadrons inside parton. The functions $h_L^a(x)$ and $h_{1L}^{\perp(1),a}(x)$ are expressed through transversity $h_1^a(x)$ by the relation (5).

For $H_1^{\perp a}$ and D_1^a a strong suppression of the unfavoured with respect to the favoured fragmentation has been assumed. From charge conjugation and isospin symmetry one has then

$$H_1^{\perp \text{fav}} \equiv H_1^{\perp u/\pi^+} = H_1^{\perp d/\pi^-} = 2H_1^{\perp u/\pi^0} \dots \gg H_1^{\perp d/\pi^+} = H_1^{\perp u/\pi^-} \dots \equiv H_1^{\perp \text{unf}}. \quad (11)$$

So, using the DELPHI result⁷⁾ Eq.(8), χ QSM for $h_1^a(x)$, the relation (5) for the h_L and the parameterization from Ref. [44] for $f_1^a(x)$, both LO-evolved to the average scale $Q_{\text{av}}^2 = 4 \text{ GeV}^2$ characteristic for HERMES we obtain for the proton target Fig. 5.

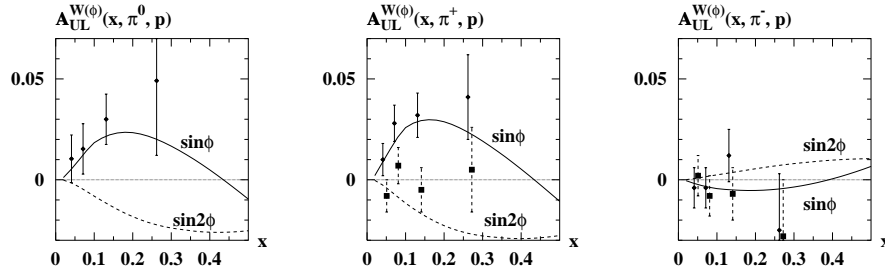


Fig. 5. Azimuthal asymmetries $A_{0L}^{W(\phi)}(x, \pi)$ weighted by $W(\phi) = \sin \phi$ (solid line) and $\sin 2\phi$ (dashed line) for the production of π^0 , π^+ and π^- as function of x . The experimental data are from the Refs. [20, 21]. Rhombus (squares) denote the data for $A_{0L}^{\sin \phi}$ ($A_{0L}^{\sin 2\phi}$).

Fig. 6 shows also our predictions for $A_{0L,P}^{\sin \phi}(x, \pi)$ and $A_{0L,P}^{\sin 2\phi}(x, \pi)$ in comparison with CLAS data [24] for a 5.7 GeV beam.

We conclude that the azimuthal asymmetries obtained with the χ QSM prediction for $h_1^a(x)$ [32] combined with the “optimistic” DELPHI result (8) for the analyzing power are consistent with experiment *with no fit parameter*.

It is interesting to note that the negative sign of the transversal contribution in (9) leads to a change of sign of the $A_{0L}^{\sin \phi}$ asymmetries for $x > 0.4$. This is due to a harder behaviour $h_1(x)$ with respect to $h_L(x)$ followed from Eq. 5. It should be noted that the prediction of $A_{0L}^{\sin \phi}(x, \pi) = 0$ at $x \simeq (0.4 - 0.5)$ is sensitive to the approximation of favoured flavour fragmentation (11). In principle one could conclude from data, how well this approximation works. However, the upper x -cut is $x < 0.4$ in the HERMES experiment [20, 21].

⁷⁾ We assume a weak scale dependence of the analyzing power (8).

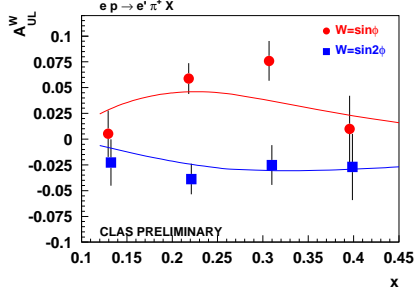


Fig. 6. Our predictions (solid curves) for azimuthal asymmetries $A_{0L,D}^{\sin 2\phi}$ and $A_{0L,D}^{\sin \phi}$ vs. x in comparison with CLAS data [24].

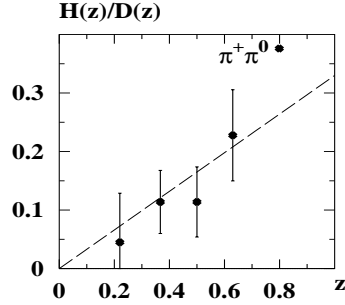


Fig. 7. H_1^\perp/D_1 vs. z , as extracted from HERMES data [20, 21] for π^+ and π^0 production combined.

Now let us reverse the logic, and using z -dependence of the HERMES results for the π^0 and π^+ azimuthal asymmetries try to estimate $H_1^\perp(z)/D_1(z)$. For that we use the χ QSM prediction for $h_1^q(x)$ that will introduce a model dependence of order (10 - 20)%. The combined result is shown in Fig. 7. The data can be described by a linear fit

$$H_1^\perp(z) = (0.33 \pm 0.06)zD_1(z) \quad (12)$$

with average $\langle H_1^\perp \rangle / \langle D_1 \rangle = (13.8 \pm 2.8)\%$ which is in good agreement with DELPHI result Eq.(8). The errors are the statistical errors of the HERMES data. It is interesting to note that numerically the behaviour (12) is close to those calculated from chirally invariant Manohar-Georgi model [40], $H_1^\perp(z) \approx 0.63z^2D_1(z)$.

Believing that such an acceptable description of the proton data is not occasional we made the predictions [28] for A_{0L} asymmetries for pions and kaons at longitudinally polarized deuteron target which were being measured at that time by the HERMES collaboration.

The main question was, however, how large is the analyzing power for kaons? We know that the unpolarized kaon fragmentation function $D_1^K(z)$ is roughly five times smaller than the unpolarized pion one. Is also $H_1^{\perp K}(z)$ five times smaller than $H_1^\perp \pi(z)$? The reason is that in the chiral

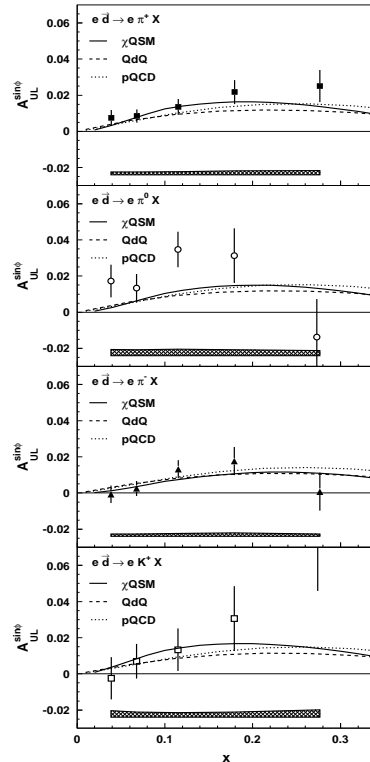


Fig. 8. Our predictions (solid curves) for $A_{0L,D}^{\sin \phi}(x, h)$ vs. x from a longitudinally polarized deuteron target in comparison with the HERMES data [22].

limit $D_1^\pi = D_1^K$ and $H_1^\perp \pi = H_1^\perp K$. The naive expectation is that the 'way off chiral limit to real world' proceeds analogously as for spin-dependent quantities, H_1^\perp , as for spin-independent one, D_1 . If we assume this, i.e. if

$$\frac{\langle H_1^\perp K \rangle}{\langle D_1^K \rangle} \simeq \frac{\langle H_1^\perp \pi \rangle}{\langle D_1^\pi \rangle} \quad (13)$$

holds, we obtain – with the central value of $\langle H_1^\perp \rangle / \langle D_1 \rangle$ in Eq.(8) – azimuthal asymmetries for K^+ and K^0 as large as for pions. The results of our predictions [28] (solid curves) in comparison with the published HERMES data [22] are presented at Fig. 5. Again no fit parameters were used in distinction with other models at Fig. 5. The asymmetries for \bar{K}^0 and K^- are close to zero in our approach.

6 Extraction of $e(x)$ from A_{L0}

Very recently the $\sin \phi$ asymmetry of π^+ produced by scattering of polarized electrons off unpolarized protons was published by CLAS collaboration [25] and preliminary data were reported by HERMES collaboration [23]. This asymmetry is interesting since it allows to access the unknown twist-3 structure functions $e^a(x)$ (see $d\sigma_{L0}$ in (4)) that are connected with the nucleon σ -term [47]:

$$\int_0^1 dx \sum_a e^a(x) = \frac{2\sigma}{m_u + m_d} \approx 10. \quad (14)$$

The asymmetry is given by⁸

$$A_{L0}^{\sin \phi}(x) \propto \frac{M}{Q} \frac{\sum_a e_a^2 e^a(x) \langle H_1^{\perp a/\pi} \rangle}{\sum_a e_a^2 f_1^a(x) \langle D_1^{a/\pi} \rangle}. \quad (15)$$

Disregarding unfavoured fragmentation and using the Collins analysing power extracted from HERMES in (12) that yields for z -cuts of CLAS $\langle H_1^\perp \pi \rangle / \langle D_1^\pi \rangle = 0.20 \pm 0.04$, we can extract [31] $e^u(x) + \frac{1}{4}e^d(x)$. The result is presented in Fig. 9. For comparison the twist-3 lower bound⁹, $e^a(x) \geq 2|g_T^a(x)| - h_L^a(x)$ Ref. [10], and the unpolarized distribution function $f_1^u(x)$ are plotted. The predictions of χ QSM

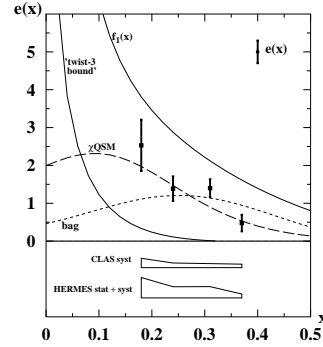


Fig. 9. The flavour combination $e(x) = (e^u + \frac{1}{4}e^d)(x)$, with error bars due to statistical error of CLAS data, vs. x at $\langle Q^2 \rangle = 1.5 \text{ GeV}^2$. For comparison the twist-3 bound, $f_1^u(x)$, bag and χ QSM models predictions are shown.

⁸ The term $\propto \sum_a e_a^2 h_1^{\perp a}(x) \langle E^{a/\pi} \rangle$ in numerator was disregarded since $h_1^{\perp a}$ are suppressed in χ QSM (see footnote 6.)

⁹ Let us stress that strictly speaking this inequality could be justified only if the ‘twist-2 Soffer inequality’ $2|h_1^a(x)| \leq (f_1^a + g_T^a)(x)$ of Ref. [10] were saturated [50]. In the following we will refer to this relation as ‘twist-3 lower bound’ keeping in mind that it does not need to hold in general. In Ref. [51] a bound based on the positivity of the hadronic tensor and the Callan-Gross relation (and formulated in terms of structure functions) was discussed.

[48] and bag model [49] are shown also. It seems that $e^a(x)$ is not small, but not sizeable enough to explain the large number in Eq.(14). However, QCD equations of motion imply a δ -function at $x = 0$ in $e^a(x)$, see [50] and references therein, and it is the $\delta(x)$ contribution which entirely saturates the sum rule, giving rise to the large number in (14). Remarkably, also in the χ QSM $e^a(x)$ contains a $\delta(x)$ [48].

7 SIDIS with transverse target polarization

In the HERMES and COMPASS experiments the cross sections $\sigma_N^{\uparrow\downarrow}$ for the process $lN^{\uparrow\downarrow} \rightarrow l'hX$ is measured, where $N^{\uparrow\downarrow}$ denotes the target state transversely polarized with respect to the beam (see Fig. 2).

The component of the target polarization vector which is *transverse relative to the hard photon* is characterized by the angle Θ_S , see Fig. 2, given by

$$\sin \Theta_S = \cos \theta_\gamma \sqrt{1 + \tan^2 \theta_\gamma \sin^2 \phi_{S'}} \approx \cos \theta_\gamma \approx 1, \quad (16)$$

where ϕ'_S is the azimuthal angle of the target polarization direction about the lepton beam direction relative to the scattering plane. As it is seen from (4) only the first (Collins) term of $d\sigma_{0T}$ with factor (16) does contribute to the numerator of (6) for $W = \sin(\phi + \phi_S)$. This gives for the Collins asymmetry

$$A_{0T}^{\sin(\phi+\phi_s)}(x, z, h) = B_T(x) \frac{\sum_a e_a^2 x h_1^a(x) H_1^{\perp a}(z)}{\sum_b e_b^2 x f_1^b(x) D_1^b(z)}, \quad (17)$$

with the known factor $B_T(x)$ of $\mathcal{O}(1)$ depending on average transverse momenta.

Based on our understanding of the longitudinally polarized target asymmetry, predictions for the Collins effect for transversally polarized target asymmetry $A_{0T}^{\sin(\phi+\phi_s)}$ were made¹⁰) [30] (see Fig. 10). Of course, since the theoretical description of the power suppressed (“twist-3”) longitudinal asymmetry is involved and we made simplifications, which are difficult to control, one cannot expect that we accurately predict the overall magnitude of the effect. However, one could have a certain confidence that at least *the sign and the shape* of $A_{0T}^{\sin(\phi+\phi_s)}(x)$ is described satisfyingly since it is dictated by the model prediction for $h_1^a(x)$ [32] and the approximation of favoured flavour fragmentation only. As can be seen in Fig. 10 our results [30] do not even describe the sign for π^0 of the preliminary HERMES data [52]! Why not?

Apparently some assumption(s) made must be incorrect. The first suspicion is favoured fragmentation approximation (11). First of all, pay attention to the negative and large $A_{0T}^{\sin(\phi+\phi_s)}(\pi^0)$. With the unfavoured fragmentation taken into account one has from charge conjugation and isospin invariance (11)

$$H_1^{\perp a/\pi^0} = \frac{1}{2}(H_1^{\perp a/\pi^+} + H_1^{\perp a/\pi^-}) = \frac{1}{2}(H_1^{\perp \text{fav}} + H_1^{\perp \text{unf}}). \quad (18)$$

¹⁰) Asymmetries of similar magnitude as for HERMES are also predicted [30] for the running COMPASS experiment with transversally and longitudinally polarized targets.

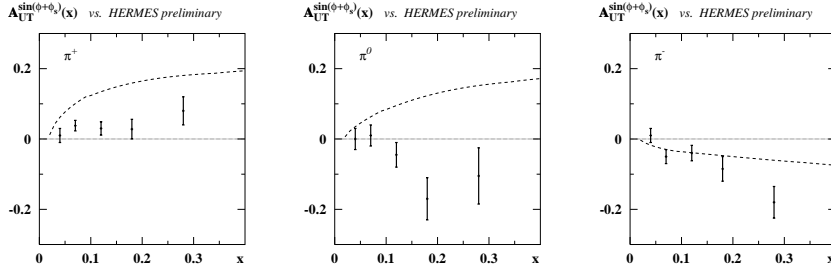


Fig. 10. The Collins effect transverse target SSA $A_{0T}^{\sin(\phi+\phi_s)}$ in the production of π^+ , π^0 and π^- from a proton target. *Preliminary* data are from [52], theoretical curves from [30].

Then

$$\underbrace{A_{0T}^{\sin(\phi+\phi_s)}(\pi^0)}_{<0 \text{ in experiment}} \propto \underbrace{\sum_a e_a^2 h_1^a(x)}_{>0 \text{ in models}} \langle H_1^{\perp \text{fav}} + H_1^{\perp \text{unf}} \rangle \implies \langle H_1^{\perp \text{fav}} + H_1^{\perp \text{unf}} \rangle < 0. \quad (19)$$

In order to explain the asymmetry for charged pions the option $H_1^{\perp \text{fav}} < 0$ can be ruled out, unless $(4h_1^u + h_1^d) < (h_1^d + 4h_1^{\bar{u}})$ which would contradict any model. Then, with the option $H_1^{\perp \text{fav}} > 0$, we can draw two interesting conclusions from the observation in Eq. (19). Firstly, $H_1^{\perp \text{unf}}$ should have opposite sign with respect to $H_1^{\perp \text{fav}}$. This could have a natural explanation in string models, in particular for the HERMES kinematics [52] with low particle multiplicity jets. Secondly, the absolute value of $H_1^{\perp \text{unf}}$ has to be larger than the absolute value of $H_1^{\perp \text{fav}}$ which, if confirmed, will be more difficult to understand.

Concerning the large value of $A_{0T}^{\sin(\phi+\phi_s)}(\pi^0)$ notice that it is approximately of the same order as $A_{0T}^{\sin(\phi+\phi_s)}(\pi^-)$. Meanwhile from the factorization of x and z dependence of polarized and unpolarized SIDIS cross sections and from the relation (18) one can write for any spin asymmetry

$$\begin{aligned} A(\pi^0) &= \frac{\sigma(\pi^+)}{\sigma(\pi^+) + \sigma(\pi^-)} A(\pi^+) + \frac{\sigma(\pi^-)}{\sigma(\pi^+) + \sigma(\pi^-)} A(\pi^-) \\ &= A(\pi^-) + a[A(\pi^+) - A(\pi^-)], \end{aligned} \quad (20)$$

where $\sigma(\pi)$ is unpolarized SIDIS cross section. If $A(\pi^0) \approx A(\pi^-)$ one concludes $a = \frac{\sigma(\pi^+)}{\sigma(\pi^+) + \sigma(\pi^-)} \approx 0$ that is nonsense! This leads to conclusion that the factorization of x and z dependence for the transversally polarized SIDIS cross sections is under suspicion and should be carefully checked. Regrettably the statistical errors are rather large, especially for $A_{0T}(\pi^0)$. Probably due to this reason the final publication [53] does not contain $A_{0T}(\pi^0)$. But even without π^0 the question stays why $A_{0T}(\pi^+)$ is so small and $|A_{0T}(\pi^-)|$ is so large since unfavoured $\langle H_1^{\perp \text{unf}} \rangle$ gives opposite sign contributions to π^+ and π^- asymmetries the latter about order of magnitude larger.

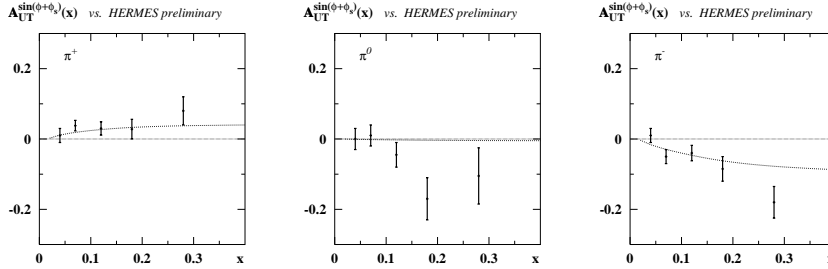


Fig. 11. The Collins effect transverse target SSA $A_{0T}^{\sin(\phi+\phi_s)}$ in the production of π^+ , π^0 and π^- from a proton target. Preliminary data are from [52], theoretical curves consider unfavoured fragmentation effects assuming $\langle H_1^{\perp\text{unf}} \rangle = -1.2 \langle H_1^{\perp\text{fav}} \rangle < 0$, and $h_1^a(x)$ is taken from [32]. The description improves for charged pions, but it fails for the neutral pion.

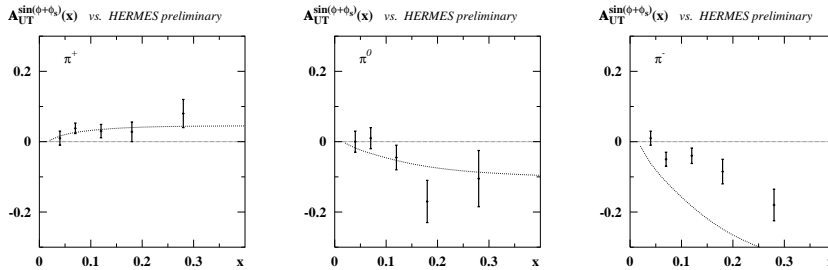


Fig. 12. The same as Fig. 11 but assuming $\langle H_1^{\perp\text{unf}} \rangle = -5 \langle H_1^{\perp\text{fav}} \rangle < 0$. Now the description is reasonable for π^+ and π^0 , however, the π^- asymmetry cannot be described in this way.

Let us illustrate the problem from another point of view by considering tentatively the effect of unfavoured fragmentation. Let us assume $\langle H_1^{\perp\text{fav}} \rangle = 0.0215$ which would correspond to Eq. (8) with unfavoured fragmentation neglected¹¹⁾, and $\langle H_1^{\perp\text{unf}} \rangle \approx -1.2 \langle H_1^{\perp\text{fav}} \rangle$ which is compatible with the observation in Eq. (19). With $\langle D_1^{\text{fav}} \rangle$ and $\langle D_1^{\text{unf}} \rangle$ from Ref. [56] we obtain the results plotted in Fig. 11. Clearly, the description of charged pions improves and looks reasonable. However, it is not possible to describe the π^0 data in this way. Although the sign of the π^0 asymmetry is now correct, the magnitude of the effect is strongly underestimated. If one assumed $\langle H_1^{\perp\text{unf}} \rangle \approx -5 \langle H_1^{\perp\text{fav}} \rangle$ (How to explain in any string model?!), then π^+ and π^0 asymmetries would be reasonably described. However, then the π^- asymmetry would be overestimated by factor of two, see Fig. 12. And, of course, we totally loose the description of $A_{0L}^{\sin \phi}$ for π^0 and π^- .

Although our estimates are rough, we nevertheless learn an important lesson. It seems not possible to describe the preliminary HERMES data by considering

¹¹⁾ Of course, if unfavoured fragmentation is relevant at HERMES, then it was also relevant at DELPHI. However, all we are interested in here, is to fix numbers and get a rough insight.

unfavoured fragmentation, at least not on the basis of $h_1^a(x)$ from the χ QSM [32]. Instead, one should consider in addition a different transversity distribution, where h_1^d would dominate over h_1^u . This would be an unexpected scenario from the point of view of actually any model of h_1^a , and unusual from the point of view of the experience with the other twist-2 nucleon distribution functions f_1^a and g_1^a .

The present situation seems paradoxical. We have a reasonable understanding of A_{0L} asymmetries, but know that it possibly is based on an incomplete theoretical description of the process – with the Sivers effect and other contributions omitted. We probably have a more reliable description of the Collins A_{0T} asymmetry, but cannot understand the *preliminary* data.

However, one should keep in mind the preliminary stage of the data [52], which does not allow yet to draw more definite conclusions. Further data from HERMES as well as COMPASS, CLAS, HALL-A and HALL-B experiments will contribute considerably to resolve the present puzzles and pave the way towards a qualitative understanding of the numerous new distribution and fragmentation functions.

8 Transversity from polarized $p\bar{p}$ Drell-Yan process

The Drell-Yan process remains up to now the theoretically cleanest and safest way to access $h_1^a(x)$. The first attempt to study $h_1^a(x)$ by means of the Drell-Yan process is planned at RHIC. Dedicated estimates, however, indicate that at RHIC the access of $h_1^a(x)$ by means of the Drell-Yan process is very difficult. The main reason is that the observable double spin asymmetry A_{TT} is proportional to a product of transversity quark and antiquark PDF. The latter are small, even if they were as large as to saturate the Soffer upper limit [10].

This problem can be circumvented by using an antiproton beam. Then A_{TT} is proportional to a product of transversity quark PDF from the proton and transversity antiquark PDF from the antiproton (which are equal due to charge conjugation). Thus in this case one can expect sizeable counting rates. The challenging program how to polarize an antiproton beam has been recently suggested in the PAX experiment at GSI [54]. The technically realizable polarization of the antiproton beam of (5 – 10)% [55] and the large counting rates make the program rather promising. Here we shortly describe our quantitative estimates for the Drell-Yan double spin asymmetry A_{TT} in the kinematics of the PAX experiment at LO QCD. (For more details and references see [11].)

The process $p\bar{p} \rightarrow \mu^+\mu^-X$ can be characterized by the invariants: Mandelstam $s = (p_1 + p_2)^2$ and dilepton invariant mass $Q^2 = (k_1 + k_2)^2$, where $p_{1/2}$ and $k_{1/2}$ are the momenta of respectively the incoming proton-antiproton pair and the outgoing lepton pair, and the rapidity $y = \frac{1}{2} \ln \frac{p_1(k_1+k_2)}{p_2(k_1+k_2)}$. The double spin asymmetry in Drell-Yan process is given by

$$\frac{N^{\uparrow\uparrow} - N^{\uparrow\downarrow}}{N^{\uparrow\uparrow} + N^{\uparrow\downarrow}} = D_P \frac{\sin^2 \theta}{1 + \cos^2 \theta} \cos 2\phi A_{TT}(y, Q^2), \quad (21)$$

where θ is the emission angle of one lepton in the dilepton rest frame and ϕ its azimuthal angle around the collision axis counted from the polarization plane of the

hadron whose spin is not flipped in Eq. (21). The factor D_P takes into account polarization effects. At LO QCD A_{TT} is given by

$$A_{TT}(y, Q^2) = \frac{\sum_a e_a^2 h_1^a(x_1, Q^2) h_1^a(x_2, Q^2)}{\sum_b e_b^2 f_1^b(x_1, Q^2) f_1^b(x_2, Q^2)}, \quad (22)$$

where the parton momenta $x_{1/2}$ in Eq. (22) are $x_{1/2} = \sqrt{\frac{Q^2}{s}} e^{\pm y}$. In Eq. (22) use was made of the charge conjugation invariance. For the transversity distribution we shall use predictions from the chiral quark soliton model [32].

In the PAX experiment an antiproton beam with energies in the range (15 – 25) GeV could be available, which yields $s = (30 - 50) \text{ GeV}^2$ for a fixed proton target. The region $1.5 \text{ GeV} < Q < 3 \text{ GeV}$, i.e. below the J/Ψ threshold but well above $\Phi(1020)$ -decays (and with sufficiently large Q^2) would allow to explore the region $x > 0.2$. However, in principle one can also address the resonance region itself and benefit from large counting rates [12] since the unknown $q\bar{q}J/\Psi$ and $J/\Psi\mu^+\mu^-$ -couplings cancel in the ratio in Eq. (21) as argued in Ref.[12]. Keeping this in mind we shall present below estimates for $s = 45 \text{ GeV}^2$, and $Q^2 = 5 \text{ GeV}^2$, 9 GeV^2 and 16 GeV^2 (see Fig.13) .

The exploitable rapidity range shrinks with increasing dilepton mass Q^2 . Since $s = x_1 x_2 Q^2$, for $s = 45 \text{ GeV}^2$ and $Q^2 = 5 \text{ GeV}^2$ (16 GeV^2) one probes parton momenta $x > 0.3$ ($x > 0.5$). The asymmetry A_{TT} grows with increasing Q^2 where larger parton momenta x are involved, since $h_1^u(x)$ is larger with respect to $f_1^u(x)$ in the large x -region (see Fig.4).

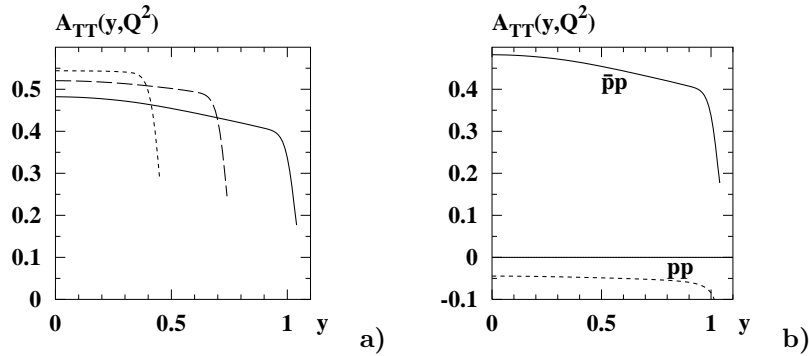


Fig. 13. **a)** The asymmetry $A_{TT}(y, M^2)$, cf. Eq. (22), as function of the rapidity y for $Q^2 = 5 \text{ GeV}^2$ (solid) and 9 GeV^2 (dashed) and 16 GeV^2 (dotted line) for $s = 45 \text{ GeV}^2$. **b)** Comparison of $A_{TT}(y, M^2)$ from proton-antiproton (solid) and proton-proton (dotted line) collisions at PAX for $Q^2 = 5 \text{ GeV}^2$ and $s = 45 \text{ GeV}^2$.

The advantage of using antiprotons is evident from Fig.13b. The corresponding asymmetry from proton-proton collisions is an order of magnitude smaller (this observation holds also in the kinematics of RHIC [32]). At first glance this advantage

seems to be compensated by the polarization factor in Eq. (21). For the antiproton beam polarization of (5 – 10)% and the proton target polarization of 90%, i.e. at PAX $D_P \approx 0.05$. However, thanks to the use of antiprotons the counting rates are more sizeable. A precise measurement of A_{TT} in the region $Q > 4$ GeV is very difficult, however, in the dilepton mass region below the J/Ψ threshold [54] and in the resonance region [12] A_{TT} could be measured with sufficient accuracy in the PAX experiment.

A precise measurement would allow to discriminate between different models for $h_1^a(x)$, e.g., the popular guess $h_1^a(x) \approx g_1^a(x)$ where one would expect [12] the A_{TT} of about 30% to be contrasted with the chiral quark soliton model estimate of about 50%.

At next-to-leading order in QCD one can expect corrections to this result which reduce somehow the asymmetry [57].

9 Conclusion

Processes with polarized particles have always been among the most difficult and complicated themes both for experimentalists and theorists.

First, working with polarized targets, experimentalists have to "battle with" thermal chaos which tends to break the polarized order. For this one needs liquid helium temperatures. More difficulties, like depolarizing resonances, are encountered in accelerating polarized particles and in controlling a polarized beam. Second, spin effects are very perfidious: as a rule, they are strongest in kinematical regions where the process itself is the least probable.

As for the theory, one can hardly recall a case when its first prediction was correct! As a rule, it was wrong and forced theorists to think more fundamentally to repair the theory. This resulted in a deeper understanding of particle interaction mechanics. Nevertheless many puzzles such as "Why are hyperons produced so strongly polarized?" or "What is the structure of the nucleon spin?" stay yet unsolved during decades. Will single spin asymmetries become one more such problem? The future will show.

References

- [1] J.Ralston and D.E.Soper, Nucl.Phys **B152** (1979) 109.
J.L.Cortes, B.Pire, and J.P.Ralston, Z. Phys.**C55** (1992) 409.
R.L.Jaffe and X.Ji, Phys. Rev. Lett. **67** (1991) 552; Nucl. Phys **B375** (1992) 527.
- [2] M.Anselmino, A.Efremov and E.Leader, Phys. Rep. **261** (1995) 1 [hep-ph/9501369].
- [3] E.Leader, A.V.Sidorov and D.B.Stamenov, Phys. Lett. **B462** (1999) 189.
- [4] A.Airapetian et al. [HERMES Collaboration], Phys. Rev. Lett. **84** (2000) 2584.
- [5] A.V.Efremov, K.Goeke and P.V.Pobylitsa, Phys. Lett. **B488** (2000) 182.
- [6] A.E.Dorokhov and N.I.Kochelev, Phys. Lett. B304 (1993) 167.
A.E.Dorokhov, N.I.Kochelev and Yu.A.Zubov, Int. J. Mod. Phys. A8 (1993) 603.

- [7] D. I. Diakonov, V. Yu. Petrov, P. V. Pobylitsa, M. V. Polyakov and C. Weiss, Nucl. Phys. B **480** (1996) 341 [arXiv:hep-ph/9606314]; Phys. Rev. D **56** (1997) 4069 [arXiv:hep-ph/9703420].
M. Wakamatsu and T. Kubota, Phys. Rev. D **60** (1999) 034020 [arXiv:hep-ph/9809443].
P. V. Pobylitsa, M. V. Polyakov, K. Goeke, T. Watabe and C. Weiss, Phys. Rev. D **59** (1999) 034024 [arXiv:hep-ph/9804436].
K. Goeke, P. V. Pobylitsa, M. V. Polyakov, P. Schweitzer and D. Urbano, Acta Phys. Polon. B **32**, 1201 (2001) [arXiv:hep-ph/0001272].
- [8] B.Dressler, K.Goeke, M.V.Polyakov and C.Weiss, Eur. Phys. J. **C14** (2000) 147.
- [9] T.Morii and T.Yamanashi, Phys. Rev. D **61** (2000) 057501.
- [10] J. Soffer, Phys. Rev. Lett. **74**, 1292 (1995).
- [11] A. V. Efremov, K. Goeke and P. Schweitzer, Eur. Phys. J. C **35** (2004) 207 [arXiv:hep-ph/0403124].
- [12] M. Anselmino, V. Barone, A. Drago and N. N. Nikolaev, Phys. Lett. B **594** (2004) 97 [arXiv:hep-ph/0403114].
- [13] A.Efremov, L.Mankiewicz and N.Törnqvist, Phys. Lett. **B284** (1992) 394.
- [14] P. J. Mulders and R. D. Tangerman, Nucl. Phys. B **461** (1996) 197 [Erratum-ibid. B **484** (1997) 538] [arXiv:hep-ph/9510301].
D.Boer and R.Tangerman, Phys. Lett. **B381** (1996) 305.
- [15] D. Boer and P. J. Mulders, Phys. Rev. D **57** (1998) 5780 [arXiv:hep-ph/9711485].
- [16] D.Boer, R.Jakob and P.J.Mulders, Phys. Lett. **B424** (1998) 143.
- [17] J.Collins, Nucl. Phys. **B396** (1993) 161.
X.Artru and J.C.Collins, Z. Phys. **C69** (1996) 277.
- [18] A.V.Efremov, Y.I.Ivanshin, L.G.Tkatchev and R.Y.Zulkarneev, Phys. Atom. Nucl. **63** (2000) 445 [nucl-th/9901005].
A.V.Efremov *et al.*, Czech. J. Phys. **49** (1999) 75, Suppl. S2 [hep-ph/9901216].
- [19] A.V.Efremov, O.G.Smirnova and L.G.Tkatchev, Nucl. Phys. (Proc. Suppl.) **74** (1999) 49 and **79** (1999) 554 [hep-ph/9812522].
- [20] A. Airapetian *et al.* [HERMES Collaboration], Phys. Rev. Lett. **84** (2000) 4047.
- [21] A. Airapetian *et al.* [HERMES Collaboration], Phys. Rev. D **64** (2001) 097101.
- [22] A. Airapetian *et al.* [HERMES Collaboration], Phys. Lett. B **562** (2003) 182.
- [23] E. Avetisyan, A. Rostomyan and A. Ivanilov [HERMES], [arXiv:hep-ex/0408002].
- [24] H. Avakian and L. Elouadrhiri [for CLAS Collaboration], *Proc. of X Workshop on High Energy Spin Physics (NATO ARW DUBNA-SPIN-03), Dubna, Sept. 16-20, 2003, JINR E1,2-2004-80, pp. 239-248.*
H. Avakian, *NATO Advanced Research Workshop, Nor Amberd, Armenia, 30 Jun - 3 Jul 2002; 8th International Workshop on Deep Inelastic Scattering and QCD (DIS 2000), Liverpool, England, 25-30 Apr 2000*
- [25] H. Avakian *et al.* [CLAS Collab.], Phys. Rev. D **69** (2004) 112004 [arXiv:hep-ex/0301005].
- [26] A. V. Efremov, K. Goeke, M. V. Polyakov, D. Urbano, Phys. Lett. B **478** (2000) 94.

- [27] A. V. Efremov, K. Goeke and P. Schweitzer, Phys. Lett. B **522** (2001) 37 [Erratum-ibid. B **544** (2002) 389], [arXiv:hep-ph/0108213].
- [28] A. V. Efremov, K. Goeke and P. Schweitzer, Eur. Phys. J. C **24** (2002) 407; Nucl. Phys. A **711** (2002) 84; Acta Phys. Polon. B **33** (2002) 3755.
- [29] A. V. Efremov, K. Goeke and P. Schweitzer, Phys. Lett. B **568** (2003) 63.
- [30] A. V. Efremov, K. Goeke and P. Schweitzer, Eur.Phys.J. C**32** (2004) 337.
- [31] A. V. Efremov, K. Goeke and P. Schweitzer, Phys. Rev. D **67** (2003) 114014.
- [32] P. V. Pobylitsa and M. V. Polyakov, Phys. Lett. B **389** (1996) 350.
P. Schweitzer, D. Urbano, M. V. Polyakov, C. Weiss, P. V. Pobylitsa and K. Goeke, Phys. Rev. D **64** (2001) 034013; AIP Conf. Proc. **549** (2002) 659.
- [33] A. V. Efremov, Annalen der Physik **13** (2004) 651 [arXiv:hep-ph/0410389].
- [34] A. Afanasev and C. E. Carlson, arXiv:hep-ph/0308163.
F. Yuan, Phys. Lett. B **589** (2004) 28.
A. Metz and M. Schlegel, arXiv:hep-ph/0403182, arXiv:hep-ph/0411118.
A. Bacchetta, P. J. Mulders and F. Pijlman, Phys. Lett. B **595**, 309 (2004).
- [35] D. W. Sivers, Phys. Rev. D **41** (1990) 83; Phys. Rev. D **43** (1991) 261.
- [36] D. Boer, P. J. Mulders and O. V. Teryaev, Phys. Rev. D **57**, 3057 (1998).
S. J. Brodsky, D. S. Hwang and I. Schmidt, Phys. Lett. B **530**, 99 (2002).
J. C. Collins, Phys. Lett. B **536**, 43 (2002).
A. V. Belitsky, X. Ji and F. Yuan, Nucl. Phys. B **656**, 165 (2003).
- [37] X. D. Ji, J. P. Ma and F. Yuan, arXiv:hep-ph/0404183, arXiv:hep-ph/0405085.
- [38] J. C. Collins and A. Metz, arXiv:hep-ph/0408249.
- [39] S.Gasiorowich, *Elementary particle physics*, Wiley, New-York, 1966, p. 515.
- [40] A. Bacchetta, R. Kundu, A. Metz and P. J. Mulders, Acta Phys. Polon. B **33** (2002) 3761; Phys. Rev. D **65** (2002) 094021.
- [41] J.Collins *et al.*, Nucl. Phys. **B420** (1994) 565.
- [42] For reviews see: D. I. Diakonov, Prog. Part. Nucl. Phys. **51** (2003) 173 [arXiv:hep-ph/0212026].
D. I. Diakonov and V. Yu. Petrov, [arXiv:hep-ph/0009006].
- [43] C. V. Christov *et al.*, Prog. Part. Nucl. Phys. **37** (1996) 91.
- [44] M. Glück, E. Reya and A. Vogt, Z. Phys. C **67** (1995) 433; Eur. Phys. J. C **5** (1998) 461.
M. Glück, E. Reya, M. Stratmann and W. Vogelsang, Phys. Rev. D **53** (1996) 4775; Phys. Rev. D **63** (2001) 094005.
- [45] P. V. Pobylitsa, arXiv:hep-ph/0212027.
- [46] P. Schweitzer and A. Bacchetta, Nucl. Phys. A **732** (2004) 106 [arXiv:hep-ph/0310318].
- [47] For a recent overview see, e.g., P. Schweitzer, Phys. Rev. D **69** (2004) 034003 [arXiv:hep-ph/0307336] and references therein.
- [48] P. Schweitzer, Phys. Rev. D **67** (2003) 114010 [arXiv:hep-ph/0303011].
- [49] A. I. Signal, Nucl. Phys. B **497**, 415 (1997) [arXiv:hep-ph/9610480].

author: A. V. Efremov...

- [50] A. V. Efremov and P. Schweitzer, *JHEP* **0308** (2003) 006 [arXiv:hep-ph/0212044].
- [51] W. Lu and J. J. Yang, *Z. Phys. C* **73**, 689 (1997).
- [52] U. Elschenbroich, G. Schnell and R. Seidl [HERMES], [arXiv:hep-ex/0405017].
R. Seidl [HERMES], *Proc. of DIS'2004, 13–18 April, Štrbské Pleso, Slovakia*.
N. C. Makins [HERMES], “*Transversity Workshop*”, 6–7 Oct. 2003, Athens, Greece.
- [53] A. Airapetian *et al.* [HERMES Collaboration], arXiv:hep-ex/0408013.
- [54] PAX Collaboration, “Antiproton-Proton Scattering Experiments with Polarization”,
(Letter of Intent, Darmstadt, 2004) <http://www.fz-juelich.de/ikp/pax>.
- [55] F. Rathmann *et al.*, to appear in *Phys. Rev. Lett.* [arXiv:physics/0410067].
- [56] S. Kretzer, E. Leader and E. Christova, *Eur. Phys. J. C* **22** (2001) 269.
- [57] W. Vogelsang and A. Weber, *Phys. Rev. D* **48** (1993) 2073.
A. P. Contogouris, B. Kamal and Z. Merebashvili, *Phys. Lett. B* **337** (1994) 169.