

A semi-analytic calculation on the atmospheric tau neutrino flux due to $\nu_\mu \rightarrow \nu_\tau$ oscillations

Fei-Fan Lee* and Guey-Lin Lin†

Institute of Physics, National Chiao-Tung University, Hsinchu 300, Taiwan

(Dated: December 2, 2024)

Abstract

We present a semi-analytic calculation on the atmospheric tau neutrino flux resulting from the oscillations of atmospheric muon neutrinos. We obtain the atmospheric ν_τ flux for zenith angles $0^\circ \leq \xi \leq 90^\circ$. We take into account oscillations of muon neutrinos coming from the two-body π , K decays and the three-body μ^\pm decays. The implications of our result are discussed.

PACS numbers: 95.85.Ry, 14.60.Fg, 14.60.Pq

* E-mail: u1717117.py87g@nctu.edu.tw

† E-mail: glin@cc.nctu.edu.tw

I. INTRODUCTION

The flux of atmospheric tau neutrinos in energies below TeV is mainly due to the neutrino flavor oscillation $\nu_\mu \rightarrow \nu_\tau$. The importance of understanding such a flux is twofold. First, the detection of atmospheric ν_τ flux is important for confirming the atmospheric $\nu_\mu \rightarrow \nu_\tau$ oscillation scenario which is so far established only by the ν_μ disappearance measurement [1]. Second, the atmospheric ν_τ flux is also an important background for the search of astrophysical ν_τ fluxes [2, 3] or exotic ν_τ fluxes such as those arising from dark matter annihilations [4], if an effective tau neutrino astronomy can be developed in the future. The techniques for identifying the tau neutrinos in the GeV energy range are discussed both in the experiments for atmospheric tau neutrinos [5] and in the accelerator-based neutrino experiments [6, 7]. Due to growing attentions on the direct ν_τ detections, it is important to investigate closely the flux of atmospheric tau neutrinos in the GeV energy range.

The calculation of atmospheric ν_μ and ν_e fluxes has reached to a rather advanced stage [8]. The atmospheric ν_τ flux for $\xi > 90^\circ$ is readily calculated from the above ν_μ flux by multiplying the $\nu_\mu \rightarrow \nu_\tau$ oscillation probability arising from neutrino propagation inside the Earth. In such a case, the $\nu_\mu \rightarrow \nu_\tau$ oscillations in the atmosphere is negligible. However, for $\xi \leq 90^\circ$, the atmospheric neutrinos directly arrive at the detector. Hence oscillations of these neutrinos in the atmosphere are precisely the problems one has to deal with. In this regard, an estimation of the atmospheric ν_τ flux is given in Ref. [2] for the two-flavor neutrino oscillation framework [9]. A detailed calculation of this flux in the same neutrino oscillation framework is given in [10] for zenith angles $0 \leq \xi \leq 60^\circ$, where the Earth curvature can be neglected in the calculation. The extension of such a calculation to the large zenith angle is important since the path-length for the neutrino propagation in the atmosphere increases drastically from $\xi = 60^\circ$ to $\xi = 90^\circ$. As a result, the atmospheric ν_τ flux increases accordingly by the enhanced $\nu_\mu \rightarrow \nu_\tau$ oscillation probabilities. In this paper, we shall extend the calculation in [10] up to the zenith angle $\xi = 90^\circ$. The calculation of atmospheric ν_τ flux for large zenith angles $60^\circ \leq \xi \leq 90^\circ$ is much more involved as we shall discuss later. Besides extending our previous calculation to large zenith angles, we also extend its validity from the energy range $E_\nu \geq 10$ GeV to the energy range $E_\nu \geq 1$ GeV. This improvement is accomplished by including the muon-decay contribution $\mu^+ \rightarrow \bar{\nu}_\mu \nu_e e^+$ and $\mu^- \rightarrow \nu_\mu \bar{\nu}_e e^-$ to the intrinsic atmospheric ν_μ flux, in addition to those arising from two-body π and K

decays. Such a contribution also generates ν_τ flux by $\nu_\mu \rightarrow \nu_\tau$ oscillations. This part of ν_τ flux is non-negligible for $E_\nu \leq 10$ GeV. Furthermore, it contributes to the total ν_τ flux in an growing percentage as the zenith angle ξ increases.

The paper is organized as follows. In Sec. II, we introduce the method for calculating the intrinsic muon and tau neutrino fluxes. Particularly we outline the strategy for dealing with atmospheric neutrino flux for $\xi > 60^\circ$. In Sec. III, we present the atmospheric tau neutrino flux taking into account the neutrino flavor oscillations. We devote Sec. IV to the calculation of muon-decay contribution to the intrinsic atmospheric ν_μ flux. The resulting contribution to the atmospheric ν_τ flux by the $\nu_\mu \rightarrow \nu_\tau$ oscillation is also calculated. We conclude in Sec. V.

II. THE INTRINSIC ATMOSPHERIC NEUTRINO FLUXES

We follow the approach in [11] for computing the flux of intrinsic atmospheric muon neutrinos which could oscillate into tau neutrinos. This approach computes the flux of muon neutrinos coming from pion and kaon decays. The method for computing muon neutrinos arising from muon decays will be discussed later. The ν_μ flux arising from π decays reads:

$$\begin{aligned} \frac{d^2 N_{\nu_\mu}^\pi(E, \xi, X)}{dE dX} &= \int_E^\infty dE_N \int_E^{E_N} dE_\pi \frac{\Theta(E_\pi - \frac{E}{1-r_\pi})}{d_\pi E_\pi (1-r_\pi)} \int_0^X \frac{dX'}{\lambda_N} P_\pi(E_\pi, X, X') \\ &\times \frac{1}{E_\pi} F_{N\pi}(E_\pi, E_N) \times \exp\left(-\frac{X'}{\Lambda_N}\right) \phi_N(E_N), \end{aligned} \quad (1)$$

where E is the neutrino energy, ξ is the zenith angle in the direction of incident cosmic-ray nucleons, $r_\pi = m_\mu^2/m_\pi^2$, d_π is the pion decay length in units of g/cm², λ_N is the nucleon interaction length while Λ_N is the corresponding nucleon attenuation length, and $\phi_N(E_N)$ is the primary cosmic-ray spectrum. For the simplicity in discussions, we only consider the proton component of ϕ_N , which is given by [8]

$$\phi_p(E_p) = 1.49 \cdot \left(E_p + 2.15 \cdot \exp(-0.21\sqrt{E_p})\right)^{-2.74}, \quad (2)$$

in units of cm⁻²s⁻¹sr⁻¹GeV⁻¹. The function $P_\pi(E_\pi, X, X')$ is the probability that a charged pion produced at the slant depth X' (g/cm²) survives to the depth X ($> X'$), $F_{N\pi}(E_\pi, E_N)$ is the normalized inclusive cross section for $N + \text{air} \rightarrow \pi^\pm + Y$ given by [11]:

$$F_{N\pi}(E_\pi, E_N) \equiv \frac{E_\pi d\sigma(E_\pi, E_N)}{\sigma_N dE_\pi} = c_+(1-x)^{p_+} + c_-(1-x)^{p_-}, \quad (3)$$

where $x = E_\pi/E_N$, $c_+ = 0.92$, $c_- = 0.81$, $p_+ = 4.1$, and $p_- = 4.8$. We remark that $c_+(1-x)^{p_+}$ corresponds to the π^+ production while $c_-(1-x)^{p_-}$ corresponds to the π^- production. The kaon contribution to the atmospheric ν_μ flux has the same form as Eq. (1) with an inclusion of the branching ratio $B(K \rightarrow \mu\nu) = 0.635$ and appropriate replacements in kinematic factors and the normalized inclusive cross section. In particular, $F_{NK}(E_K, E_N)$ can be parameterized as Eq. (3) with $c_+ = 0.037$, $c_- = 0.045$, $p_+ = 0.87$, and $p_- = 3.5$. Finally the nucleon interaction length, λ_N , and the nucleon attenuation length, Λ_N , are both model dependent. A simplified approach based upon the Feynman scaling render both λ_N and Λ_N energy independent and $Z_{pp} \equiv 1 - \lambda_p/\Lambda_p = 0.263$ [12, 13], whereas a PYTHIA [14] calculation give rise to an energy dependent Z_{pp} [15]. Both results on Z_{pp} are compared in Fig. 1 where we have extrapolated the energy dependent $Z_{pp}(E)$ in Ref. [15] down to $E = 1$ GeV. The above two approaches for calculating the hadronic Z moments also give rise to different results for $Z_{\pi\pi}$, Z_{KK} , $Z_{N\pi}$ and Z_{NK} , where the last two Z -moments are related to the productions of pions and kaons by the nucleon-air collisions. In this paper, we shall only study the Z_{pp} dependence of the atmospheric ν_μ flux (and consequently the atmospheric ν_τ flux) since the dependencies of this flux on $Z_{N\pi}$ and Z_{NK} have been studied in [16]. Furthermore, compared to the Z_{pp} case, the values of $Z_{\pi\pi}$ and Z_{KK} obtained by the Feynman scaling do not differ significantly from those obtained by the PYTHIA calculations, as seen from [15].

To proceed for calculating $d^2N_{\nu_\mu}^\pi(E, \xi, X)/dE dX$, we note that $P_\pi(E_\pi, X, X')$ is given by [13]

$$P_\pi(E_\pi, X, X') = \exp\left(-\frac{X - X'}{\Lambda_\pi}\right) \cdot \exp\left(-\frac{m_\pi c}{\tau_\pi} \int_{X'}^X \frac{dT}{\rho(T)}\right), \quad (4)$$

where $\Lambda_\pi = 160$ g/cm² is the pion attenuation constant, τ_π is the pion lifetime at its rest frame, while $\rho(T)$ is the atmosphere mass density at the slant depth T . For $\xi \leq 60^\circ$, the curvature of the Earth can be neglected so that $\rho(T) = T \cos \xi / h_0$ with $h_0 = 6.4$ km the scale height for an exponential atmosphere. In this approximation, the above survival probability can be written as [11]

$$P_\pi(E_\pi, X, X') = \exp\left(-\frac{X - X'}{\Lambda_\pi}\right) \cdot \left(\frac{X'}{X}\right)^{\epsilon_\pi/E_\pi \cos \xi}, \quad (5)$$

where $\epsilon_\pi = m_\pi c^2 h_0 / c \tau_\pi$ is the pion decay constant. Depending on the zenith angle, we apply either Eq. (4) or Eq. (5) to perform the calculations. The kaon survival probability

$P_K(E_K, X, X')$ has the same form as $P_\pi(E_\pi, X, X')$ except replacing Λ_π with Λ_K and ϵ_π with ϵ_K . The two-body decay contribution to the atmospheric ν_μ flux is given by the sum of $d^2 N_{\nu_\mu}^\pi(E, \xi, X)/dE dX$ and $d^2 N_{\nu_\mu}^K(E, \xi, X)/dE dX$.

We recall that Eq. (1) and its corresponding form in the kaon decay case only calculate the flux of muon neutrinos arising from two-body pion and kaon decays. To calculate the contribution from three-body muon decays, it is useful to first obtain the muon flux [11]:

$$\begin{aligned} \frac{dN_\mu^\pi(E, \xi, X)}{dE} &= \int_{E'}^\infty dE_N \int_{E'}^{E_N} dE_\pi \int_0^X dX'' P_\mu(E, X, X'') \\ &\times \frac{\Theta(E_\pi - E') \Theta(\frac{E'}{r_\pi} - E_\pi)}{d_\pi E_\pi (1 - r_\pi)} \times \int_0^{X''} \frac{dX'}{\lambda_N} P_\pi(E_\pi, X'', X') \\ &\times \frac{1}{E_\pi} F_{N\pi}(E_\pi, E_N) \times \exp\left(-\frac{X'}{\Lambda_N}\right) \phi_N(E_N), \end{aligned} \quad (6)$$

where E' and E are muon energies at slant depths X'' and X respectively, while $P_\mu(E, X, X'')$ is the muon survival probability given by [13]

$$P_\mu(E, X, X'') = \exp\left[-\frac{m_\mu c}{\tau_\mu} \int_{X''}^X dT \frac{1}{E(T - X'', E') \rho(T)}\right], \quad (7)$$

where τ_μ is the muon lifetime at its rest frame and $E(T - X'', E')$ is the muon energy at the slant depth T with E' the muon energy at its production point X'' . In the Earth's atmosphere, only the ionization process [17] is important for the muon energy loss so that

$$E(T - X'', E') = E' - \alpha(T - X''), \quad (8)$$

with $\alpha \approx 2 \text{ MeV/g/cm}^2$ characterizing the muon ionization loss in the medium. For the zenith angle $\xi \leq 60^\circ$, the above survival probability can be written as [11]

$$P_\mu(E, X, X'') = \left(\frac{X''}{X} \frac{E}{E + \alpha(X - X'')}\right)^{\epsilon_\mu / (E \cos \xi + \alpha X \cos \xi)}, \quad (9)$$

with $\epsilon_\mu = m_\mu c^2 h_0 / c \tau_\mu$ the muon decay constant. Since the muons are polarized, it is convenient to keep track of the right-handed and left-handed muon fluxes separately. The probability for a produced μ^- to be right-handed or left-handed is determined by the muon polarization [18, 19]:

$$P_\mu(x) = \frac{1 + r_\pi}{1 - r_\pi} - \frac{2r_\pi}{(1 - r_\pi)x}, \quad (10)$$

with $x = E_\mu/E_\pi$ and $r_\pi = m_\mu^2/m_\pi^2$. Hence $P_{R,L}(x) = \frac{1}{2}(1 \pm P_\mu(x))$ are the probabilities for the produced muon to be right-handed or left-handed respectively. The polarization for μ^+

has an opposite sign to that of μ^- . The probabilities $P_{R,L}(x)$ should be inserted into Eq. (6) for obtaining four different components of the muon flux: $dN_{\mu_R^+}^\pi/dE$, $dN_{\mu_R^-}^\pi/dE$, $dN_{\mu_L^+}^\pi/dE$, and $dN_{\mu_L^-}^\pi/dE$. There are additional four components of the muon flux arising from the kaon decays. The calculation of these components proceeds in the same way as the pion decay case. The ν_μ flux resulting from the muon flux is then given by [13]

$$\frac{d^2 N_{\nu_\mu}^{\mu^\pm}(E, \xi, X)}{dE dX} = \sum_{s=L,R} \int_E^\infty dE_\mu \frac{F_{\mu_s^\pm \rightarrow \nu_\mu}(E/E_\mu)}{d_\mu(E_\mu, X) E_\mu} \cdot \frac{dN_{\mu_s^\pm}(E_\mu, \xi, X)}{dE_\mu}, \quad (11)$$

where $d_\mu(E_\mu, X)$ is the muon decay length in units of g/cm² at the slant depth X and $F_{\mu_s^\pm \rightarrow \nu_\mu}(E/E_\mu)$ is the decay distribution of $\mu_s^\pm \rightarrow \nu_\mu$. Precisely, in the ultra-relativistic limit, one has [13]

$$F_{\mu^- \rightarrow \nu_\mu}(y) = g_0(y) + P_\mu g_1(y), \quad (12)$$

with $g_0(y) = 5/3 - 3y^2 + 4y^3/3$, $g_1(y) = 1/3 - 3y^2 + 8y^3/3$. We do not include the charm-hadron decay contribution to the muon neutrino flux. It is shown in Ref. [10] that charm-hadron decays contribute less than 5% to the overall muon neutrino flux for $E_\nu < 10^5$ GeV.

To completely determine the atmospheric tau neutrino flux, we also need to calculate its intrinsic component. Since the flux of intrinsic atmospheric tau neutrino arises from D_s decays, it is calculable using perturbative QCD [20]. We write the flux as

$$\frac{d^2 N_{\nu_\mu}(E, X)}{dE dX} = \frac{Z_{pD_s} Z_{D_s \nu_\tau}}{1 - Z_{pp}(E)} \cdot \frac{\exp(-X/\Lambda_p) \phi_p(E)}{\Lambda_p}, \quad (13)$$

where the Z moments on the RHS of the equation are defined by

$$Z_{ij}(E_j) \equiv \int_{E_j}^\infty dE_i \frac{\phi_i(E_i)}{\phi_i(E_j)} \frac{\lambda_i(E_j)}{\lambda_i(E_i)} \frac{dn_{iA \rightarrow jY}(E_i, E_j)}{dE_j}, \quad (14)$$

with $dn_{iA \rightarrow jY}(E_i, E_j) \equiv d\sigma_{iA \rightarrow jY}(E_i, E_j)/\sigma_{iA}(E_i)$. In the decay process, the scattering length λ_i is replaced by the decay length d_i while $dn_{iA \rightarrow jY}(E_i, E_j)/dE_j$ is replaced by the decay distribution $F_{i \rightarrow j}(E_j/E_i)$. We use two different values for $Z_{pp} \equiv 1 - \lambda_p/\Lambda_p$ as shown in Fig. 1. To determine Z_{pD_s} , it is necessary to calculate $d\sigma_{pA \rightarrow D_s Y}(E_p, E_{D_s})/dE_{D_s}$. The next-to-leading order (NLO) perturbative QCD [21, 22] with CTEQ6 parton distribution functions [23] are employed to calculate the differential cross section of $pA \rightarrow c\bar{c}$, and the probability factor 13% is appended to account for the fragmentation process $c \rightarrow D_s$ [24].

We note that $Z_{D_s\nu_\tau}$ contains two contributions. One arises from the decay $D_s \rightarrow \nu_\tau\tau$, and the other follows from the subsequent tau-lepton decay, $\tau \rightarrow \nu_\tau + X$. The latter contribution is calculated using the decay distributions of the decay modes $\tau \rightarrow \nu_\tau\rho$, $\tau \rightarrow \nu_\tau\pi$, $\tau \rightarrow \nu_\tau a_1$ [20, 25], and $\tau \rightarrow \nu_\tau l\nu_l$ [12, 13].

III. THE ATMOSPHERIC TAU NEUTRINO FLUX

The atmospheric tau neutrino flux can be calculated using

$$\begin{aligned} \frac{dN_{\nu_\tau}(E, \xi)}{dE} = \int_0^{X_{\max}(\xi)} dX \left[\frac{d^2 N_{\nu_\mu}(E, \xi, X)}{dE dX} \cdot P_{\nu_\mu \rightarrow \nu_\tau}(E, L(X, \xi)) \right. \\ \left. + \frac{d^2 N_{\nu_\tau}(E, \xi, X)}{dE dX} \cdot (1 - P_{\nu_\mu \rightarrow \nu_\tau}(E, L(X, \xi))) \right], \end{aligned} \quad (15)$$

where $P_{\nu_\mu \rightarrow \nu_\tau}(E, L(X, \xi)) = \sin^2 2\theta_{23} \sin^2(1.27\Delta m_{31}^2 L/E)$ by assuming a vanishing θ_{13} . The unit of Δm_{31}^2 is eV^2 while L and E are in units of km and GeV respectively. A recent SKK analysis of the atmospheric neutrino data implies [1]

$$\Delta m_{31}^2 = (1.9 - 3.0) \cdot 10^{-3} \text{ eV}^2, \quad \sin^2 2\theta_{23} > 0.9. \quad (16)$$

This is a 90% C.L. range with the best fit values given by $\Delta m_{31}^2 = 2.4 \cdot 10^{-3} \text{ eV}^2$ and $\sin^2 2\theta_{23} = 1$ respectively.

Using the best fit values of neutrino oscillation parameters, we obtain atmospheric tau neutrino fluxes for $\cos \xi = 0.2, 0.4, \dots, 1$ as depicted in Fig. 2. This set of result is obtained by using an energy-independent Z moment, $Z_{pp} \equiv 1 - \lambda_p/\Lambda_p = 0.263$ mentioned earlier. For the ν_μ flux on the R.H.S. of Eq. (15), we only include the two-body pion and kaon decay contributions. The muon-decay contribution to this flux will be presented in the next section. We note that the atmospheric ν_τ flux increases as ξ increases from 0° to 90° . There are two crucial factors dictating the angular dependence of such a flux. First, the atmosphere depth traversed by the cosmic ray particles increases as the zenith angle ξ increases. Second, the atmospheric muon neutrinos are on-average produced more far away from the ground detector for a larger zenith angle, implying a larger $\nu_\mu \rightarrow \nu_\tau$ oscillation probability. In fact, the neutrino path-length dependencies on the zenith angle ξ and the neutrino energy E_ν have been studied carefully by the Monte-Carlo simulation [26]. Our semi-analytic approach reproduces these dependencies very well. It is found that, for $E_\nu = 10$

GeV and $\cos \xi = 1$ ($\xi = 0^\circ$), the average neutrino path-length from the ν_μ production point to the ground detector is 14 km. The average neutrino path-length increases to 45 km and 650 km for $\xi = 66^\circ$ ($\cos \xi = 0.4$) and $\xi = 90^\circ$ respectively. The huge path-length of horizontal neutrinos makes the ν_τ flux in this direction two orders of magnitude greater than the downward ν_τ flux. It is also interesting to note that the horizontal ν_τ flux for E_ν approaching 1 GeV begins to show oscillatory behavior. This is because, for $E_\nu = 1$ GeV and $\Delta m_{31}^2 = 2.4 \cdot 10^{-3} \text{ eV}^2$, $L_{\text{osc}} \equiv 4E_\nu/\Delta m_{31}^2 \approx 330 \text{ km}$ which is already shorter than the average neutrino path-length at this zenith angle.

We stress that our calculation procedures for $\cos \xi > 0.5$ and $\cos \xi < 0.5$ are different. In the former case, the curvature of the Earth can be neglected and the pion or kaon survival probability in the atmosphere is approximated by Eq. (5). This is the approach we adopted in Ref. [10]. For $\cos \xi < 0.5$, i.e., $\xi > 60^\circ$, we use Eq. (4) for the meson survival probability. In this case the calculation is much more involved as the meson survival probability in Eq. (4) contains an additional integration. It has been pointed out in Ref. [26] that one may apply Eq. (5) for calculating the path-length distribution of neutrinos for $\xi > 60^\circ$ so long as one replaces $\cos \xi$ by $\cos_{\text{eff}} \xi$, where the latter is a fitted function of the former. Precisely speaking, by fitting the analytic calculation based upon Eq. (5) [13] to the Monte-Carlo calculation, the relation between $\cos \xi$ by $\cos_{\text{eff}} \xi$ are tabulated in [26]. Extrapolating such a relation, we find that $\cos_{\text{eff}} \xi = 0.05$ for $\cos \xi = 0$. Using this $\cos_{\text{eff}} \xi$ with Eq. (5), we also calculate the atmospheric ν_τ flux. The result is compared with that obtained by the full calculation (applying Eq. (4)) as shown in Fig. 3. Both results agree very well. Such an agreement makes our calculation compelling and also validates the above extrapolation on $\cos_{\text{eff}} \xi$.

We have so far computed the atmospheric neutrino flux with an energy independent Z moment, $Z_{pp} \equiv 1 - \lambda_p/\Lambda_p = 0.263$. It is important to check the sensitivity of atmospheric ν_τ flux on the values of Z_{pp} . We recall that different results for Z_{pp} are shown in Fig. 1. At energies between 10^2 GeV and 10^3 GeV , the values of Z_{pp} generated by PYTHIA [14] slightly depend on the energy and roughly twice larger than the value we have so far used for calculations. We check the effect of Z_{pp} by calculating the atmospheric ν_τ flux with the PYTHIA-generated Z_{pp} . The comparison of this result with the earlier one obtained by setting $Z_{pp} = 0.263$ is shown in Fig. 4 for $\xi = 0^\circ$ and Fig. 5 for $\xi = 90^\circ$. For the $\xi = 0^\circ$ case, two set of results do not exhibit noticeable difference until $E_\nu \geq 10 \text{ GeV}$. At $E_\nu = 100 \text{ GeV}$,

they differ by 45%. The difference between two results is more apparent for $\xi = 90^\circ$. At $E_\nu = 1$ GeV, two results differ by 46% while they differ by 29% at $E_\nu = 100$ GeV. Obviously, the behavior of Z_{pp} is one of the major uncertainties for determining the atmospheric ν_τ flux.

IV. THE CONTRIBUTIONS OF MUON DECAYS

We have stated that the muon-decay contributions to ν_μ is non-negligible for neutrino energies less than 10 GeV. Such ν_μ 's can oscillate into ν_τ 's during their propagations in the atmosphere. The calculation of such a flux according to Eqs. (6) and (11) is rather involved. However, a simple approximation as presented below gives a rather accurate result for this flux.

The calculation of ν_μ spectrum due to muon decays requires the knowledge of muon polarizations. The muon polarization however depends on the ratio of muon momentum to the momentum of parent pion or kaon as indicated by Eq. (10). It is straightforward to calculate the average muon polarization at any slant depth X provided the energy spectrum of the parent pion or kaon is known at that point. For the downward case ($\xi = 0^\circ$), it is known from the previous section that the muons are most likely produced at around 14 km from the ground detector. At that point, the pion and kaon fluxes can be approximately parameterized as $\phi_\pi(E_\pi) = 10^{-3.15} \cdot E_\pi^{-2.02}$ and $\phi_K(E_K) = 10^{-5.11} \cdot E_K^{-1.74}$ in units of $\text{cm}^{-2}\text{s}^{-1}\text{sr}^{-1}\text{GeV}^{-1}$ for meson energies between 1 and few tens of GeV. We do not distinguish $\pi^-(K^-)$ from $\pi^+(K^+)$ in the above fittings. Although the spectra are charge dependent, the resulting absolute values of μ^+ polarization and μ^- polarization differ by only 10% for E_μ up to few tens of GeV [13]. From Eq. (10), and the above pion and kaon spectra, we obtain $\langle P_{\mu^-}^\pi \rangle = 0.35$, $\langle P_{\mu^-}^K \rangle = 0.95$. Therefore μ^- coming from the π^- decays are 67% right-handed polarized and 33% left-handed polarized. On the other hand, μ^- coming from K^- decays are 98% right-handed polarized and only 2% left-handed polarized. The muons produced by meson decays lose energies before they decay into neutrinos. The decay distribution for $\mu^- \rightarrow \nu_\mu$ is given by Eq. (12). The average momentum fraction $\langle y \rangle$ of muon neutrinos are 0.3 and 0.4 from decays of right-handed and left-handed μ^- . Following a similar procedure, one can determine the polarization and decay distributions of μ^+ . Finally, to calculate the spectrum of muon neutrinos arising from muon decays, we use the approximation of replacing $F_{\mu_s^\pm \rightarrow \nu_\mu}(E/E_\mu)$ with $\delta(E/E_\mu - \langle y \rangle)$ in Eq. (11).

To check the validity of the above approximation, we compare our result on the fraction of muon decay contribution to the overall ν_μ flux with that given by Ref. [13] for $\cos \xi = 0.4$, i.e., $\xi = 66^\circ$. At this zenith angle, most of the muons are produced roughly 45 km from the detector. The pion and kaon fluxes at this point are fitted to be $\phi_\pi(E_\pi) = 10^{-3.65} \cdot E_\pi^{-1.88}$ and $\phi_K(E_K) = 10^{-5.57} \cdot E_K^{-1.69}$ in units of $\text{cm}^{-2}\text{s}^{-1}\text{sr}^{-1}\text{GeV}^{-1}$. This gives rise to $\langle P_{\mu-}^{\pi} \rangle = 0.34$, $\langle P_{\mu-}^K \rangle = 0.94$. Following the procedure in the downward case, we obtain the muon neutrino flux from the muon decays. At $E_\nu = 1$ GeV, the fraction of muon-decay contributions to the overall ν_μ flux is 44% while the fraction decreases to 17% at $E_\nu = 10$ GeV. In Ref. [13], the corresponding fractions are 47% and 18% respectively. Both set of fractions agree rather well.

Since our approximation works well for calculating the muon-decay contributions to the atmospheric ν_μ flux, we proceed to calculate the resulting atmospheric ν_τ flux with Eq. (15). Specifically we only need to include the first term on the R.H.S. of Eq. (15) because the second term has already been included in the two-body decay contribution. In Fig. 6, those atmospheric ν_τ fluxes resulting from oscillations of ν_μ 's out of both two- and three-body decays (muon decays) are compared with those resulting from the oscillations of ν_μ 's originated from two-body decays alone. As expected, the three-body decay contribution is non-negligible for $E_\nu \leq 10$ GeV. Quantitatively, for $\xi = 0^\circ$ and $E_\nu = 1$ GeV, 24% of the total atmospheric ν_τ flux is from the oscillations of ν_μ 's originated from the muon decays. At $E_\nu = 10$ GeV, only 2.9% of the total atmospheric ν_τ flux comes from the same source. For $\xi = 66^\circ$, the three-body decay contribution gives rise to 36% and 8.9% of the total atmospheric ν_τ flux at $E_\nu = 1$ GeV and $E_\nu = 10$ GeV respectively. Finally, for $\xi = 90^\circ$, the three-body decay contribution to the total atmospheric ν_τ flux is most significant. It contributes to 53%, 46%, and 39% of the total atmospheric ν_τ flux at $E_\nu = 1$ GeV, 10 GeV and 20 GeV respectively. To calculate the three-body decay contribution to ν_μ flux at $\xi = 90^\circ$, we have used Eq. (5) for the meson survival probability with $\cos_{\text{eff}} \xi = 0.05$ and a overall factor $C \approx 1.40$ to fix the normalization of the flux [26].

V. DISCUSSION AND CONCLUSION

The understanding of atmospheric ν_τ flux is important for exploring the tau neutrino astronomy [2, 10]. As mentioned earlier, an estimation of the atmospheric ν_τ flux has been

given in Ref. [2] while a detailed calculation of this flux for zenith angles $0 \leq \xi \leq 60^\circ$ is given in Ref. [10]. In these works, comparisons of the galactic-plane ν_τ flux with the atmospheric ν_τ flux are also made for illustrating the possibility of the tau neutrino astronomy. Now that we have obtained a complete result of the atmospheric ν_τ flux for zenith angles $0^\circ \leq \xi \leq 90^\circ$, we compare this flux with two astrophysical fluxes: the galactic-plane tau neutrino flux just mentioned and the cosmological ν_τ flux due to neutralino dark matter annihilations [27]. The comparison is depicted in Fig. 7 where the flux of galactic-plane tau neutrinos is taken from the calculation of Ref. [10]. One can see that the galactic-plane ν_τ flux dominates over the downward ($\xi = 0^\circ$) atmospheric ν_τ flux for E_ν greater than a few GeV. Hence, in this direction, it is possible to observe the flux of galactic-plane tau neutrinos in the GeV energy range. For near horizontal direction, the atmospheric ν_τ flux grows rapidly with the zenith angles. Therefore, for $\xi = 90^\circ$, the energy threshold for galactic-plane tau neutrino flux to dominate over its atmospheric counterpart is pushed up to $E_\nu > 100$ GeV. However, it is noteworthy that, in the muon neutrino case, galactic-plane neutrino flux is overwhelmed by the atmospheric background until $E_\nu > 10^6$ GeV [28]. Such a difference between ν_μ and ν_τ shows the promise of the tau neutrino astronomy in the GeV energy range as pointed out in [2, 10]. From Fig. 7, it is also clear that the atmospheric ν_τ flux is a non-negligible background to the cosmological tau neutrino flux due to neutralino dark matter annihilations [27]. In fact, two fluxes are comparable in the downward direction while the atmospheric ν_τ flux is significantly larger in the near horizontal directions.

In summary, we have presented a semi-analytical calculation on the atmospheric ν_τ flux due to $\nu_\mu \rightarrow \nu_\tau$ oscillations in the zenith angle range $0^\circ \leq \xi \leq 90^\circ$. The atmospheric ν_τ flux at $\xi = 90^\circ$ is two orders of magnitude greater than the corresponding flux at $\xi = 0^\circ$ for $1 \leq E_\nu/\text{GeV} \leq 10$ while fluxes of all zenith angles between 0 and 90 degrees merge for $E_\nu \geq 700$ GeV. The intrinsic ν_μ flux taking part in the $\nu_\mu \rightarrow \nu_\tau$ oscillations is calculated using Eq. (1) for the two-body pion and kaon decay contributions. The muon-decay contribution to the ν_μ flux is also calculated with the momentum fraction $y \equiv E_\nu/E_\mu$ taken to be its averaged value $\langle y \rangle$. We have studied the dependencies of atmospheric ν_τ flux on the Z moment Z_{pp} for representative zenith angles $\xi = 0^\circ$ and $\xi = 90^\circ$. The dependencies of atmospheric ν_τ flux on Z_{pp} is much more apparent for $\xi = 90^\circ$. Finally we have also verified the validity of using $\cos_{\text{eff}} \xi$ in Eq. (5) for calculating the atmospheric ν_τ flux for $\xi > 60^\circ$ where the Earth curvature is non-negligible. In particular, we have extrapolated the results

in Ref. [26] to $\xi = 90^\circ$ and demonstrate that the choice $\cos_{\text{eff}}(\xi = 90^\circ) = 0.05$ reproduces well the atmospheric ν_τ flux obtained by a full calculation using Eq. (4).

Acknowledgements

This work is supported by the National Science Council of Taiwan under the grant number NSC 93-2112-M-009-001.

-
- [1] For a recent result, see Y. Ashie *et al.* [Super-Kamiokande Collaboration], arXiv:hep-ex/0404034.
 - [2] H. Athar, Mod. Phys. Lett. A **19**, 1171 (2004).
 - [3] H. Athar and C. S. Kim, Phys. Lett. B **598**, 1 (2004) [arXiv:hep-ph/0407182].
 - [4] For a recent review, see G. Bertone, D. Hooper and J. Silk, arXiv:hep-ph/0404175.
 - [5] T. Stanev, Phys. Rev. Lett. **83**, 5427 (1999) [arXiv:astro-ph/9907018].
 - [6] A. Zalewska [ICARUS Collaboration], Acta Phys. Polon. B **35**, 1949 (2004).
 - [7] J. Campagne, Eur. Phys. J. C **33**, S837 (2004).
 - [8] T. K. Gaisser and M. Honda, Ann. Rev. Nucl. Part. Sci. **52**, 153 (2002) [arXiv:hep-ph/0203272].
 - [9] For an estimation of the same flux in the three-flavor neutrino oscillation framework, see H. Athar, arXiv:hep-ph/0411303.
 - [10] H. Athar, F. F. Lee and G. L. Lin, arXiv:hep-ph/0407183.
 - [11] T. K. Gaisser, Astropart. Phys. **16**, 285 (2002) [arXiv:astro-ph/0104327].
 - [12] *Cosmic Rays and Particle Physics*, T. K. Gaisser, Cambridge University Press (1992).
 - [13] P. Lipari, Astropart. Phys. **1**, 195 (1993).
 - [14] T. Sjöstrand, Comput. Phys. Commun. **82**, 74 (1994).
 - [15] M. Thunman, G. Ingelman and P. Gondolo, Astropart. Phys. **5**, 309 (1996) [arXiv:hep-ph/9505417].
 - [16] V. Agrawal, T. K. Gaisser, P. Lipari and T. Stanev, Phys. Rev. D **53**, 1314 (1996) [arXiv:hep-ph/9509423].
 - [17] B. Rossi, High Energy Particles (Prentice Hall, Englewood Cliffs, NJ, USA, 1952).

- [18] S. M. Barr, T. K. Gaisser, P. Lipari and S. Tilav, Phys. Lett. B **214**, 147 (1988).
- [19] G. Barr, T. K. Gaisser and T. Stanev, Phys. Rev. D **39**, 3532 (1989).
- [20] L. Pasquali and M. H. Reno, Phys. Rev. D **59**, 093003 (1999) [arXiv:hep-ph/9811268].
- [21] P. Nason, S. Dawson and R. K. Ellis, Nucl. Phys. B **327**, 49 (1989) [Erratum-ibid. B **335**, 260 (1990)].
- [22] M. L. Mangano, P. Nason and G. Ridolfi, Nucl. Phys. B **373**, 295 (1992).
- [23] J. Pumplin, D. R. Stump, J. Huston, H. L. Lai, P. Nadolsky and W. K. Tung, JHEP **0207**, 012 (2002) [arXiv:hep-ph/0201195].
- [24] L. Pasquali, M. H. Reno and I. Sarcevic, Phys. Rev. D **59**, 034020 (1999) [arXiv:hep-ph/9806428].
- [25] B. A. Li, Phys. Rev. D **52**, 5165 (1995) [arXiv:hep-ph/9504304].
- [26] T. K. Gaisser and T. Stanev, Phys. Rev. D **57**, 1977 (1998) [arXiv:astro-ph/9708146].
- [27] D. Elsaesser and K. Mannheim, Astropart. Phys. **22**, 65 (2004) [arXiv:astro-ph/0405347].
- [28] H. Athar, K. Cheung, G. L. Lin and J. J. Tseng, Eur. Phys. J. C **33**, S959 (2004) [arXiv:astro-ph/0311586].

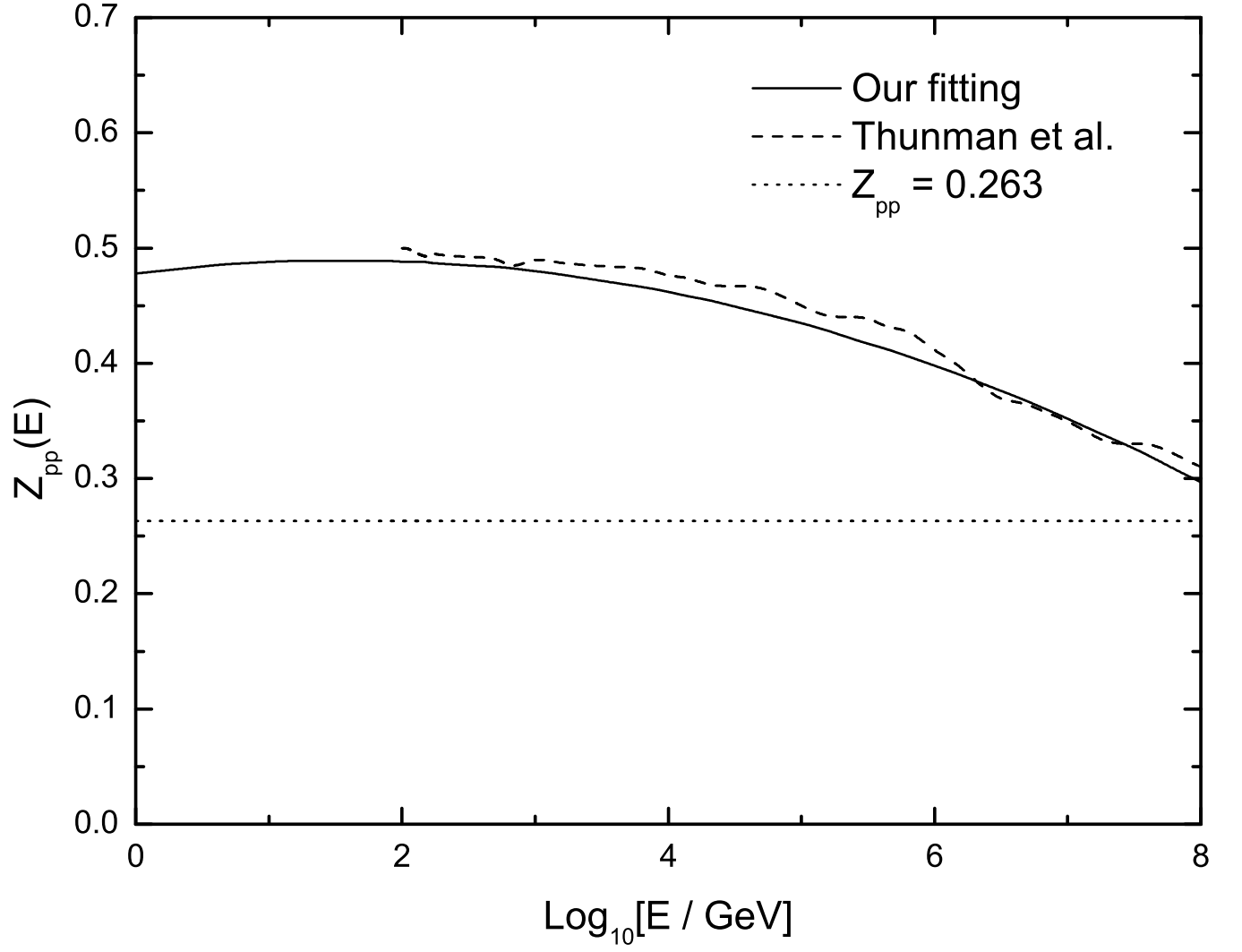


FIG. 1: The comparison of Z_{pp} obtained by assuming the Feynman scaling [12] and that obtained by PYTHIA [15]. Our extrapolation of the latter result is also shown.

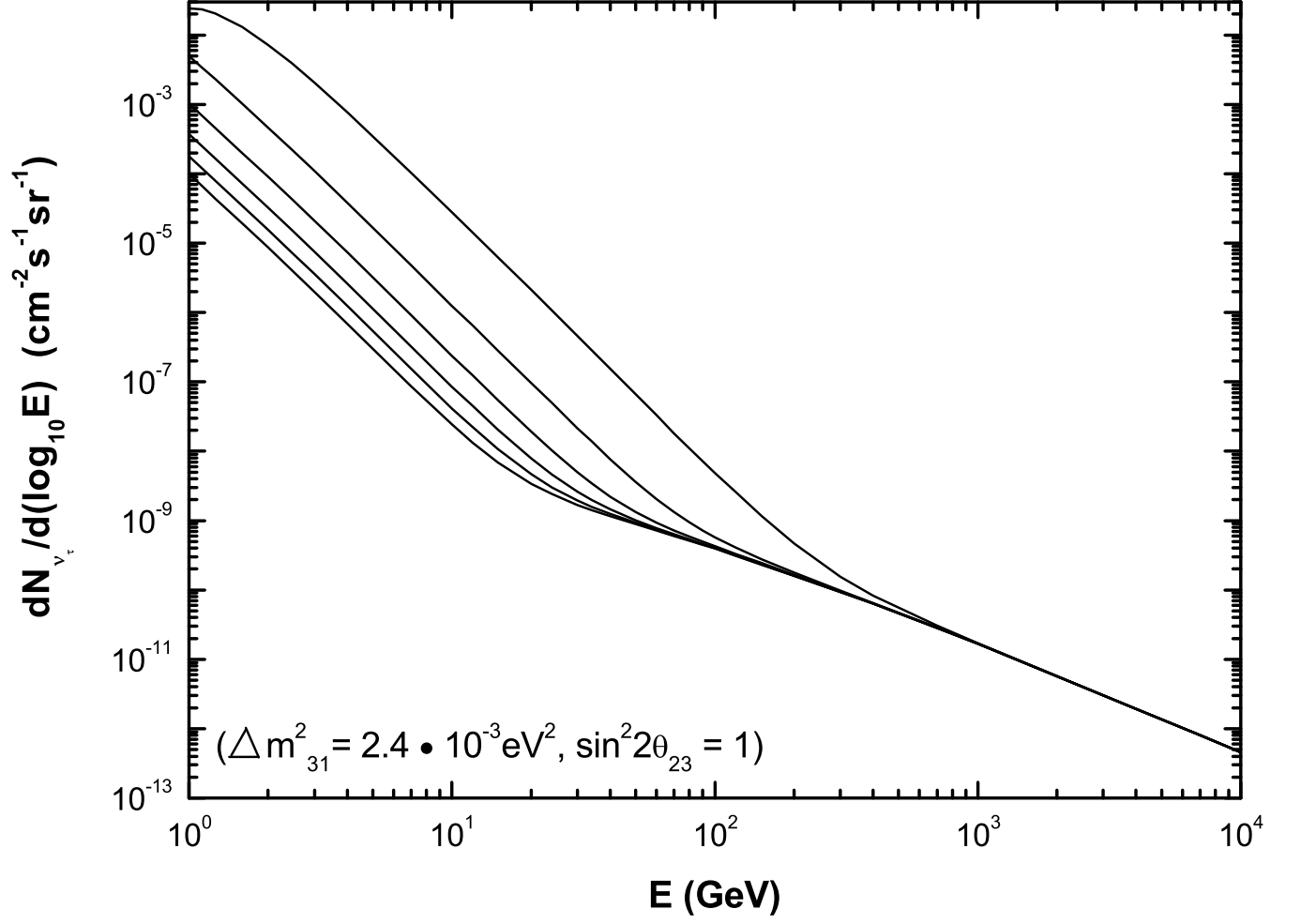


FIG. 2: The atmospheric ν_τ flux for $\cos \xi = 0, 0.2, 0.4, 0.6, 0.8$ and 1 (from top to bottom) with $\sin^2 2\theta_{23} = 1$, $\Delta m_{31}^2 = 2.4 \cdot 10^{-3} \text{ eV}^2$, and $Z_{pp} = 0.263$.

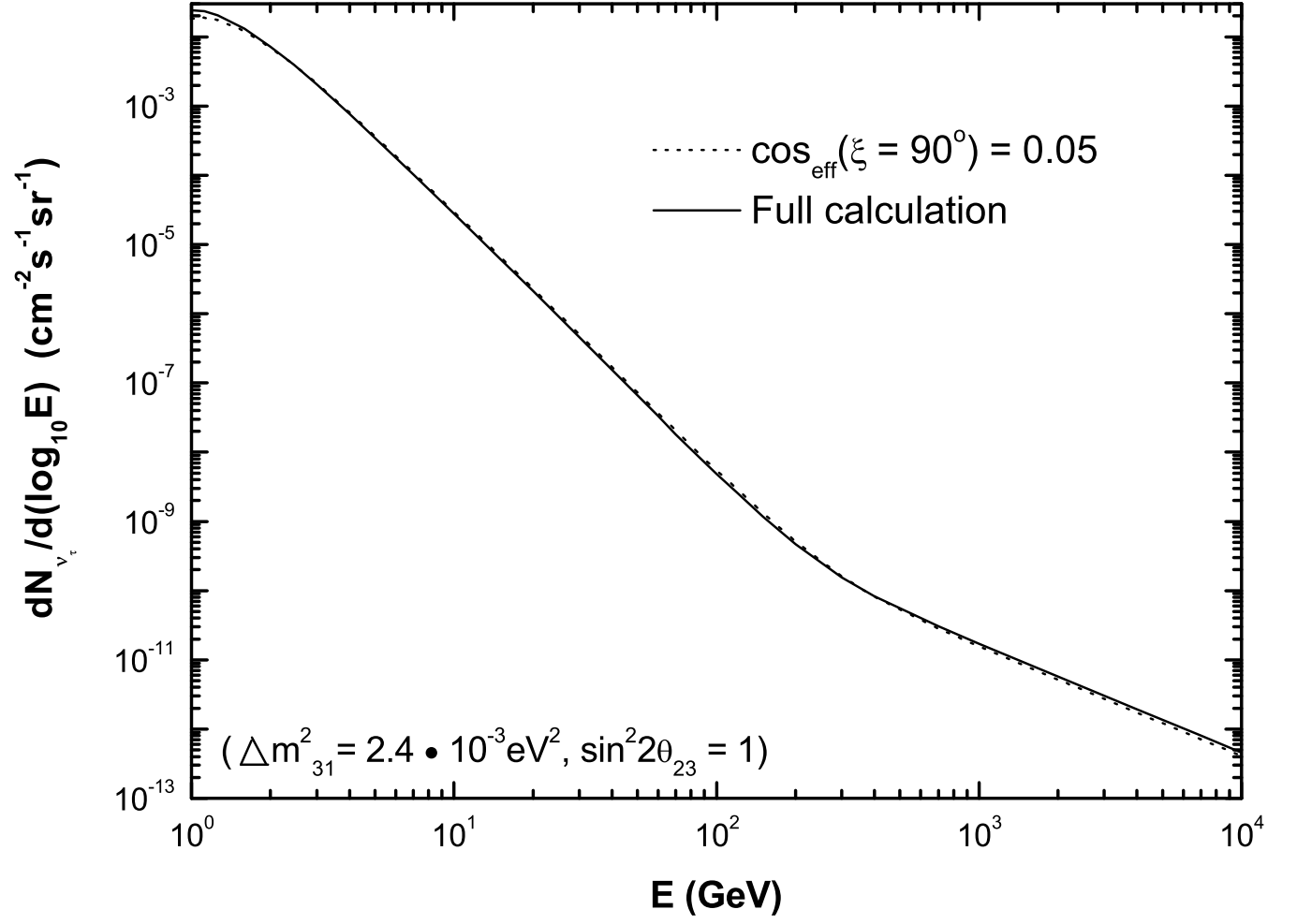


FIG. 3: The comparison of atmospheric ν_τ flux obtained by using $\cos_{\text{eff}} \xi$ and that obtained by the full calculation for $\xi = 90^\circ$.

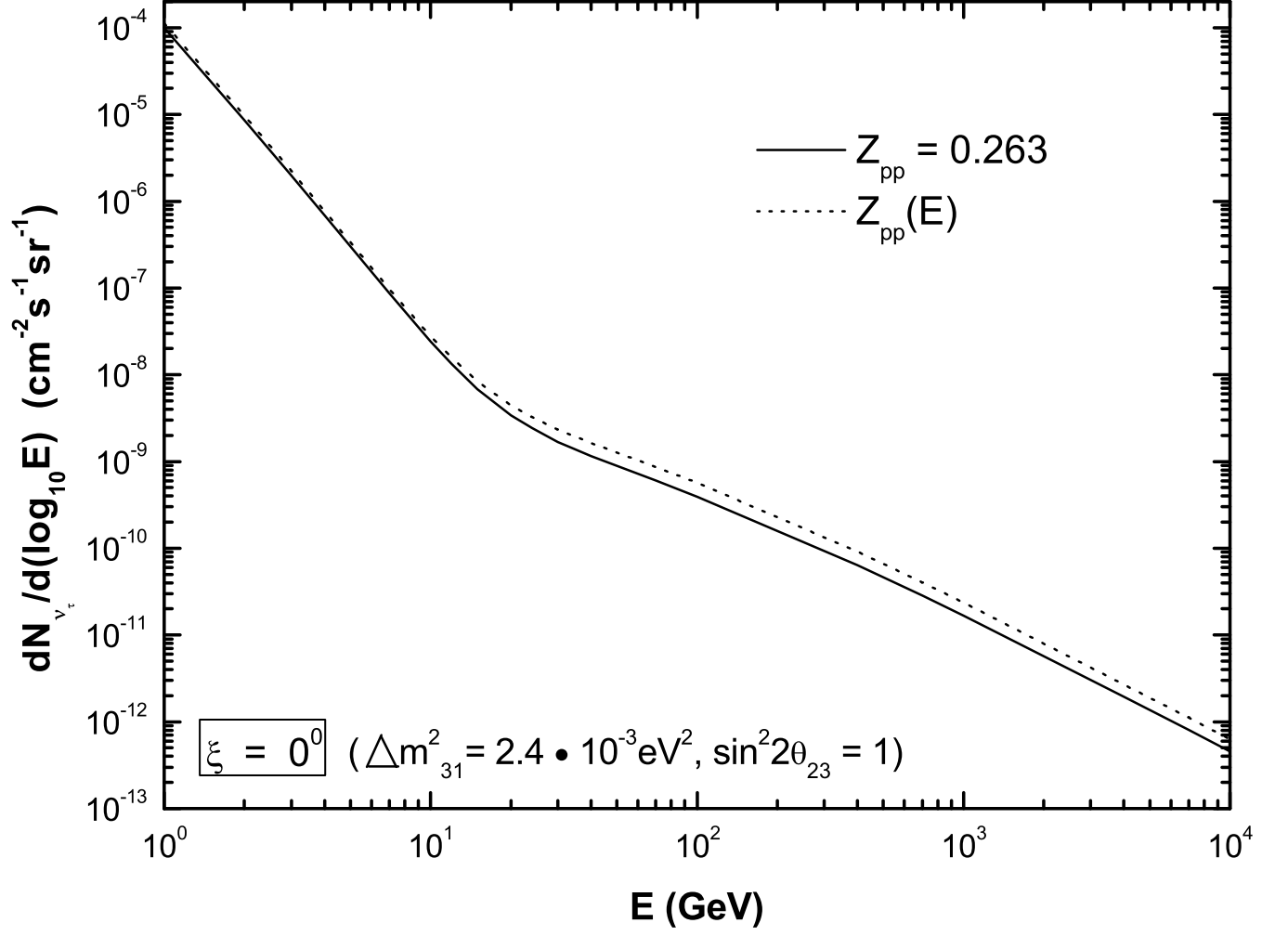


FIG. 4: The comparison of atmospheric ν_τ fluxes calculated from a constant Z_{pp} [12, 13] and an energy-dependent Z_{pp} [15] for $\xi = 0^\circ$.

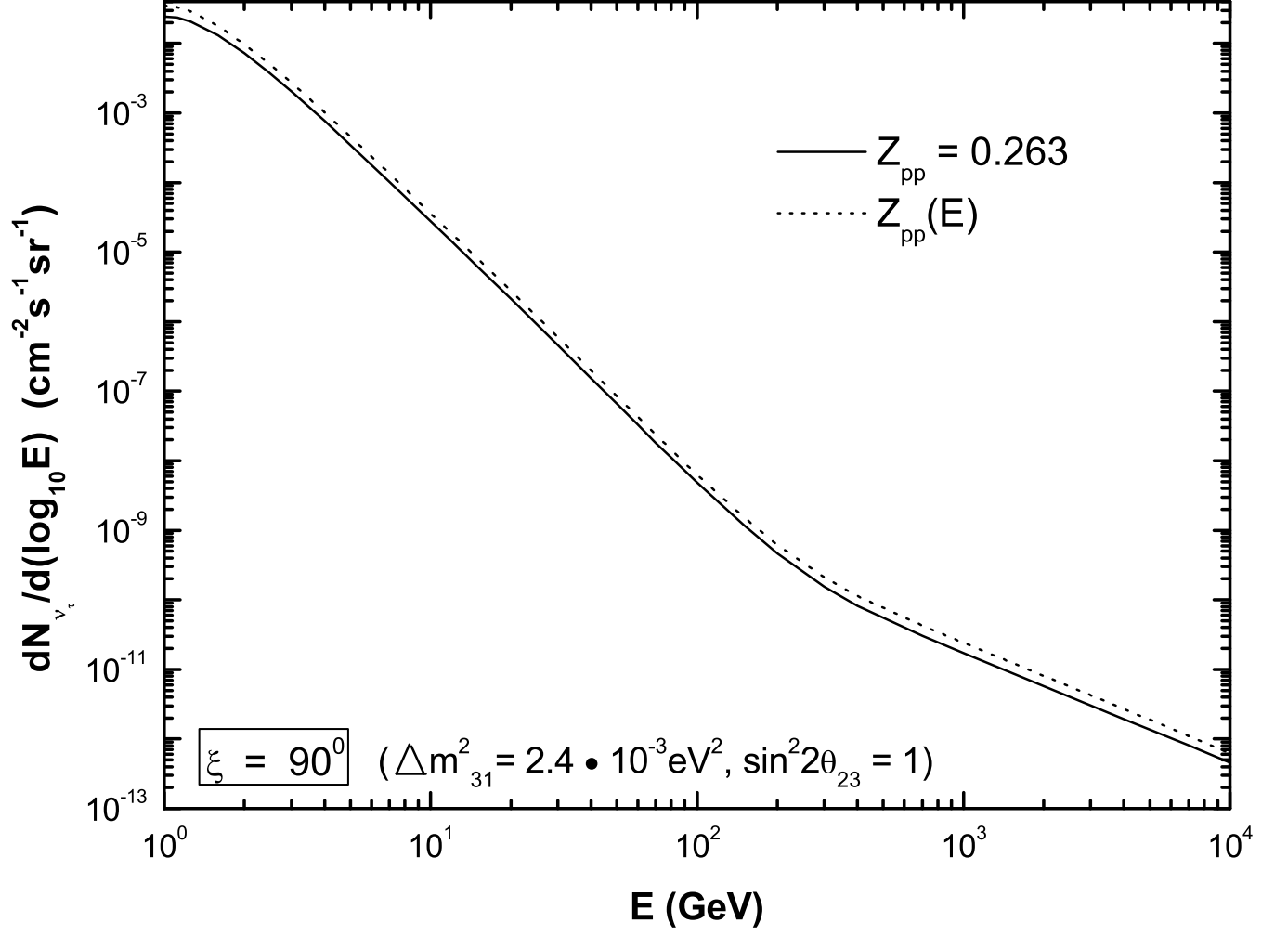


FIG. 5: The comparison of atmospheric ν_τ fluxes calculated from a constant Z_{pp} [12, 13] and an energy-dependent Z_{pp} [15] for $\xi = 90^\circ$.

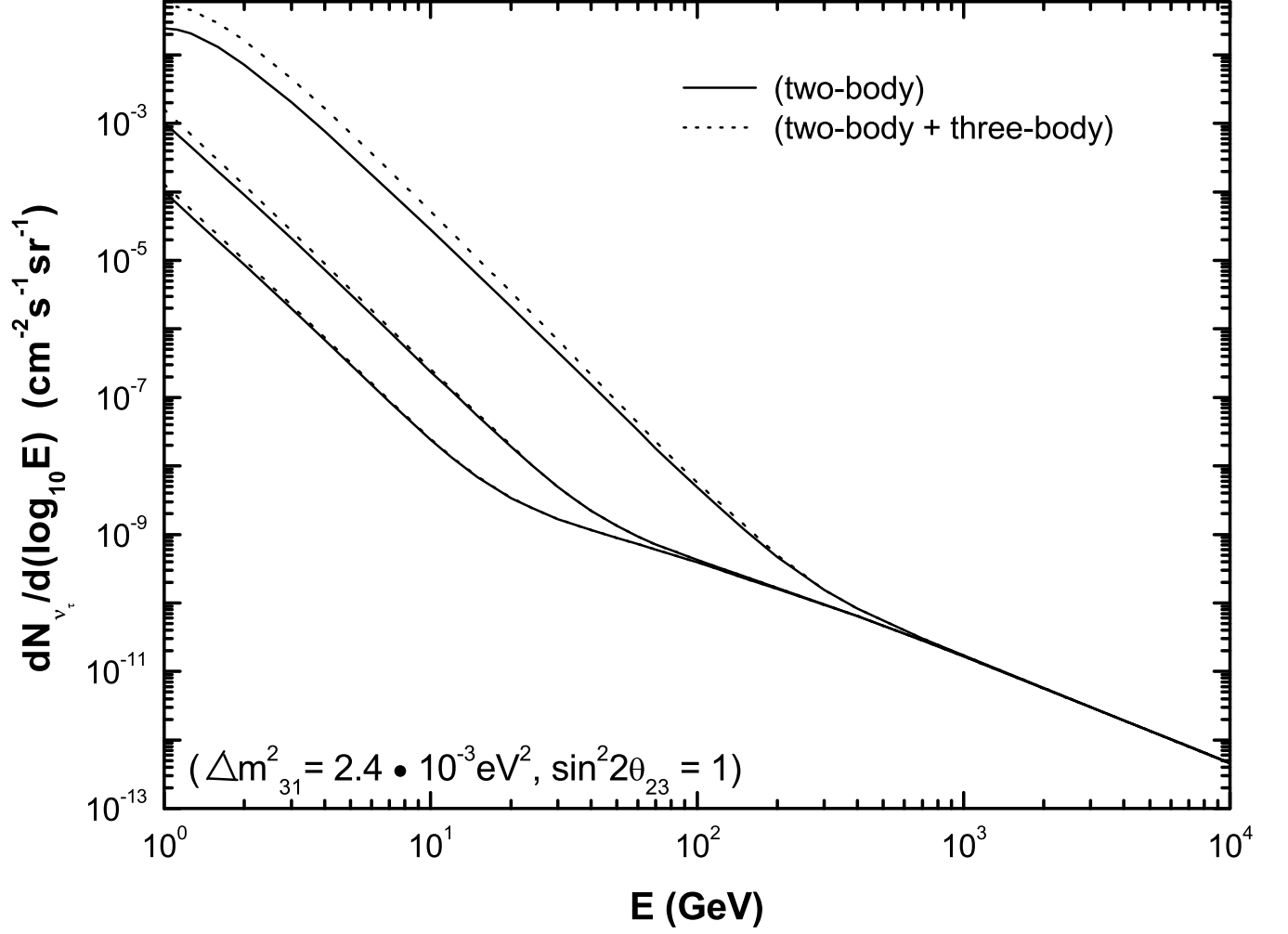


FIG. 6: The comparisons of atmospheric ν_τ fluxes resulting from the oscillations of ν_μ 's generated from two-body and three-body decays with those resulting from the oscillations of ν_μ 's generated from two-body decays alone. The comparisons are made for three zenith angles, $\cos \xi = 0, 0.4$, and 1 (from top to bottom).

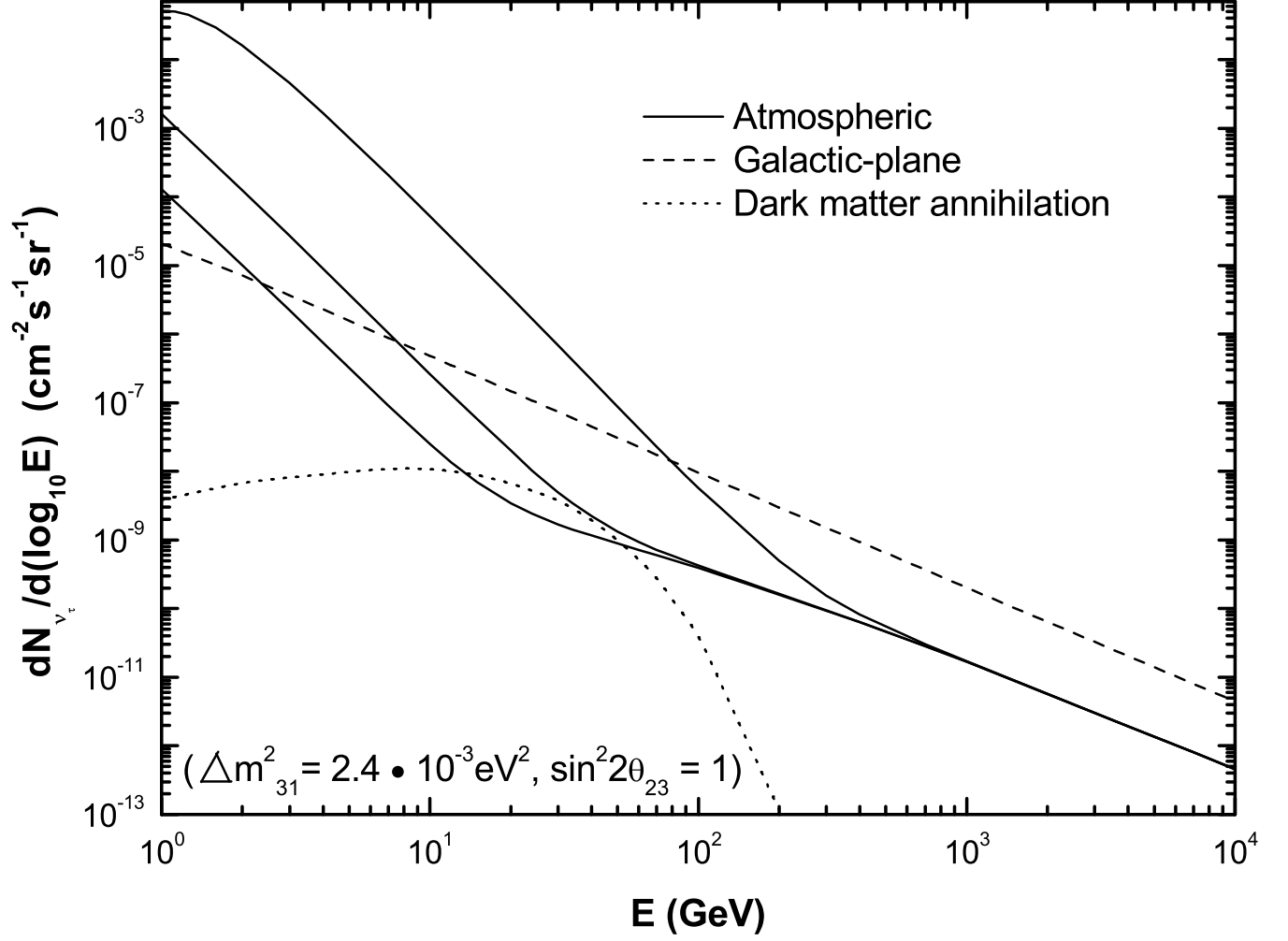


FIG. 7: The comparison of atmospheric ν_τ fluxes with the galactic-plane tau neutrino flux [10] and the tau neutrino flux due to the neutralino dark matter annihilations [27]. We have included those atmospheric ν_τ fluxes with $\cos \xi = 0, 0.4$, and 1 (from top to bottom).