

Sivers effect in semi-inclusive DIS and in the Drell-Yan process

A. V. Efremov^a, K. Goeke^b, S. Menzel^b, A. Metz^b, P. Schweitzer^b

^a Joint Institute for Nuclear Research, Dubna, 141980 Russia

^b Institut für Theoretische Physik II, Ruhr-Universität Bochum, Germany

Abstract

The Sivers parton distribution has been predicted to obey a particular "universality relation", namely to have opposite sign in semi-inclusive deeply inelastic scattering (SIDIS) and the Drell-Yan process. We discuss how, on the basis of present HERMES data, this remarkable prediction of the QCD factorization approach to the description of single spin asymmetries related to the Sivers effect could be checked experimentally in future experiments at PAX and COMPASS.

1 Introduction

It was understood early [1] that single spin asymmetries (SSA) in hard processes, such as those observed in $p^\uparrow p \rightarrow X$ [2, 3] or in SIDIS [4, 5, 6, 7], cannot be explained by means of leading twist collinear QCD factorization. One non-perturbative effect which could account for such SSA considers a non-trivial correlation between (the transverse component of) the nucleon spin S_T and intrinsic transverse parton momenta p_T in the nucleon [8], and is quantified in terms of the so-called Sivers function $f_{1T}^2(x; p_T^2)$ [9]. The effect is referred to as "(naively) T-odd", since it is proportional, e.g., in the infinite momentum frame where the nucleon momentum $P_N \rightarrow 1$, to the T-odd structure $(S_T \cdot p_T) P_N$. The Sivers effect was shown to be able to explain the SSA in $p^\uparrow p \rightarrow X$ [10], though also other mechanisms exist which could contribute in this reaction [11, 13, 12].

The precise definition of $f_{1T}^2(x; p_T^2)$ in QCD was worked out only recently [14, 15, 16]. A particularly interesting feature of the Sivers function concerns its universality property. This property ensures for usual parton distributions that one deals with, e.g., the same unpolarized parton distribution $f_1(x)$ in SIDIS and in the Drell-Yan process (DY): $f_1(x)_{\text{SIDIS}} = f_1(x)_{\text{DY}}$. In the case of the Sivers function (and other T-odd distributions) the universality property takes, however, a different form. On the basis of time-reversal arguments it was predicted [15] that f_{1T}^2 in SIDIS and DY have opposite sign,

$$f_{1T}^2(x; p_T^2)_{\text{SIDIS}} = -f_{1T}^2(x; p_T^2)_{\text{DY}} : \quad (1)$$

The experimental check of Eq. (1) would provide a thorough test of our understanding of the Sivers effect within QCD and, hence, our understanding of SSA. It would crucially test the factorization approach to the description of processes sensitive to transverse parton momenta [17, 18, 19].

In this work we shall discuss how the relation (1) could be checked experimentally in the Polarized Antiproton experiment (PAX) planned at GSI [20, 21]. A primary goal of this experiment will be to provide a polarized antiproton beam and to measure the transversity distribution $h_1^A(x)$, c.f. [22]. However, PAX will also be well suited to access the Sivers function via SSA in $pp^\uparrow \rightarrow X$ or $p^\uparrow p \rightarrow X$ [20, 21]. In the COMPASS experiment at CERN [23], making use of a μ^+ beam, one would also be able to study the Sivers function via SSA in $p^\uparrow \rightarrow X$.

In order to estimate the magnitude of the Sivers effect SSA in those experiments we will roughly parameterize $f_{1T}^2(x; p_T^2)_{\text{SIDIS}}$ from the (preliminary) HERMES data [6] using as a guideline relations derived from the QCD limit of a large number of colours N_c [24]. Such large- N_c relations are observed to hold in nature within their expected accuracy of about 30% [25] and, as a byproduct of our study, we shall observe that this is also the case here. On the basis of the obtained parameterization we estimate SSA for the PAX and COMPASS experiments. We also comment briefly on parameterizations of f_{1T}^2 reported previously in the literature and on model calculations.

2 The Sivers function

A definition of the unintegrated unpolarized distribution function $f_1(x; p_T^2)$ and the Sivers function $f_{1T}^q(x; p_T^2)$ can be given in terms of the light-cone correlator

$$\begin{aligned} f_1^q(x; p_T) &= \int \frac{d^2 p_T}{2(2\pi)^3} e^{ip \cdot p_T} \langle 0 | \bar{\psi}(0) \psi(p_T) | 0 \rangle \\ &= f_1^q(x; p_T^2) + f_{1T}^q(x; p_T^2) \frac{n_+ n_+ p_T S_T}{M_N}; \end{aligned} \quad (2)$$

where the dimensionless light-like vectors n are defined such that $n_+ n_- = 1$. (See Ref. [26] for a precise definition and the meaning of unintegrated distribution functions in QCD.)

The Wilson link $W[0; \text{process}]$ is defined in Fig. 1, c.f. Refs. [15, 16]. For observables integrated over p_T the process dependence of the gauge link usually cancels out. However, the situation is different for f_{1T}^q . If one neglected the gauge link, under time-reversal the Sivers function would transform into its negative, i.e. it would vanish [13]. However, initial or final state interactions, needed to obtain non-zero SSA [27, 14], generate a Wilson link for the Sivers function in any gauge [15, 16]. Under time reversal the gauge link of SIDIS is transformed into the gauge link of DY, and vice versa [15]. (The gauge link structure in the more involved hadronic process $p^* p \rightarrow X$ was addressed in [28].) This yields the peculiar universality relation in Eq. (1).

Only little is known about the non-perturbative properties of the Sivers function. In Ref. [29] bounds were derived from the positivity of the spin density matrix, which constrain f_{1T}^q in terms of other transverse momentum dependent distributions including also so far experimentally unknown functions. Eliminating the unknown distribution, at the price of relaxing the bound, one obtains

$$\frac{p_T}{M_N} f_{1T}^q(x; p_T^2) \leq f_1^q(x; p_T^2); \quad (3)$$

The average parton transverse momentum defined as $\langle p_T^a \rangle = \int dx \int d^2 p_T p_T^a f_1^q(x; p_T)$ was shown [30, 31] (with analogously defined gluon transverse momentum) to obey the relation

$$\sum_{a=g,u,d,\dots} \langle p_T^a \rangle = 0; \quad (4)$$

Eq. (4) is more than trivial momentum conservation in the plane transverse to the hard momentum flow, since it connects transverse momenta due to final state interactions which the scattered quark experiences in incoherently summed scattering events [30, 31]. Inserting the definition of $f_1^q(x; p_T)$ into Eq. (4) and using the fact that (analogously for gluons)

$$\int dx \int d^2 p_T \frac{p_T^k p_T^l}{2M_N} f_{1T}^q(x; p_T^2) = \int dx \int d^2 p_T \frac{p_T^k p_T^l}{2M_N} f_{1T}^{(1)q}(x); \quad \text{with} \quad f_{1T}^{(1)q}(x) = \int d^2 p_T \frac{p_T^2}{2M_N^2} f_{1T}^q(x; p_T^2); \quad (5)$$

one obtains

$$\sum_{a=g,u,d,\dots} \int dx \int d^2 p_T \frac{p_T^2}{2M_N^2} f_{1T}^{(1)a}(x) = 0; \quad (6)$$

The sum rule (6) may prove a useful constraint for parameterizations of the Sivers function, in particular, because it is $f_{1T}^{(1)}(x)$ which enters in a model independent way cross sections properly weighted with transverse momenta [9].

Another property of the Sivers function, which will be used later on, is the relation derived in the limit of a large number of colours N_c in QCD [24], namely

$$f_{1T}^{qu}(x; p_T^2) = f_{1T}^d(x; p_T^2) \text{ modulo } 1/N_c \text{ corrections.} \quad (7)$$

It should be noted that in the large- N_c limit $xN_c = O(1)$, such that Eq. (7) can be expected to be satisfied in the valence region of not too small and not too large x to within an accuracy of $O(1/N_c)$ [25].

Neglecting strange and heavier quarks, which is a reasonable assumption in the case of the nucleon, one obtains from Eqs. (6, 7) that the Sivers gluon distribution is suppressed in the large- N_c limit with respect to the quark distribution functions. More precisely, it is of the same order of magnitude than the flavour singlet combination¹, i.e., $(f_{1T}^{qu} + f_{1T}^d) \sim f_{1T}^g = O(N_c^2)$. Thus, in the large- N_c limit the gluon Sivers effect can be



Figure 1: The path of the process-dependent gauge link $W[0; \cdot, \text{process}]$ which enters the definition of the Sivvers function in SIDIS and DY.

expected to be suppressed with respect to the non-singlet quark Sivvers effect at not too small x , which is an interesting constraint for phenomenological studies.

The Sivvers function was studied in several models. Calculations based on the spectator model [14, 32, 33] and the bag model [34] yield a sizeable f_{1T}^{2u} but a negligible f_{1T}^{2d} and, thus, for the chosen parameter sets, do not respect the large N_c counting rule in Eq. (7).

By assuming that the SSA in $p^*p \rightarrow X[2]$ is dominated by the Sivvers effect phenomenological parameterizations of the Sivvers function were obtained [10, 37, 38] which, worthwhile stressing, approximately respect the large- N_c pattern in Eq. (7). The assumption that this process is dominated by the Sivvers effect seems to be reasonable in the light of recent studies [35, 36], which show that the contribution of the Collins effect in this process is small. However, one also has to keep in mind twist-3 effects [11, 12] which might be equally important.

Let us finally mention that a relation of f_{1T}^{2q} to the generalized parton distribution $E^q(x; \cdot; t)$ was uncovered, namely both can be expressed in terms of the same overlap integrals between light-cone wave functions which differ by one unit of orbital angular momentum [14, 39]. This has also been seen explicitly in a quark-diquark model calculation [40]. From these relations it was concluded that

$$\int_0^1 dx f_{1T}^{2(1)u}(\mathbf{x}) < 0; \quad \int_0^1 dx f_{1T}^{2(1)d}(\mathbf{x}) > 0; \quad (8)$$

The above connection to the generalized parton distribution could further be exploited to draw conclusions on the large- x behaviour of the Sivvers function. Since $E^q(x; \cdot; t) \sim (1-x)^5$ at large x [41] one may conclude that also $f_{1T}^{2q}(\mathbf{x}) \sim (1-x)^5$. This result is not unreasonable, since in fact one can expect the Sivvers function to be suppressed more strongly in the limit $x \rightarrow 1$ than $f_1^q(\mathbf{x}) \sim (1-x)^3$ (see, e.g., [42]) due to the larger passive degrees of freedom.

3 Sivvers effect in SIDIS

Consider the process $lp^* \rightarrow l^0 h X$ (see Fig. 2) where \cdot^* denotes the transverse (with respect to the beam) target polarization. Let $P, l(l^0)$ and P_h denote respectively the momentum of the target proton, incoming (outgoing) lepton and the produced hadron. The relevant kinematic variables are $s = (P + l)^2$, $q = l - l^0$ with $Q^2 = -q^2$, $x = \frac{Q^2}{2P \cdot q}$, $y = \frac{P \cdot q}{P \cdot l}$, $z = \frac{P \cdot P_h}{P \cdot q}$. The azimuthal SSA asymmetry is defined as

$$A_{UT}^{\sin(\phi_S - \phi_h) \frac{P_{h2}}{M_N}}(\mathbf{x}) = \frac{P \int d\phi_S \sin(\phi_S - \phi_h) \frac{P_{h2}}{M_N} fN_i^{\cdot} N_i^{\#} g}{\frac{1}{2} \int d\phi_S fN_i^{\cdot} + N_i^{\#} g}; \quad (9)$$

where $N_i^{\cdot(\#)}$ are the event counts for the respective target polarization (corrected for depolarization effects). The z -axis is chosen in direction of the virtual photon (see Fig. 2), in agreement with the HERMES convention [4]. The angles ϕ_h and ϕ_S are the azimuthal angles of the produced hadron and the target spin. Neglecting

¹What matters in the large N_c -counting is the spin-avour symmetry of the involved operator. In this respect the operator entering the flavour singlet and the gluon Sivvers function have the same behaviour and thus the same large- N_c counting. We thank Pavel Pobylitsa for discussions on this point.

power suppressed term $s / M_N^2 = Q^2$ the SSA (9) is given by [9]²

$$A_{UT}^{\sin(\phi_s) \frac{p_{hT}}{M_N}}(x) = 2 \frac{\int_{\text{cuts}} dz dy \frac{4}{Q^4} \sin(\phi_s) \frac{1-y}{2} \frac{y^2}{2} X^a e_a^2 x f_{1T \text{SIDIS}}^{(1)a}(x) z D_1^{a=}(z)}{\int_{\text{cuts}} dz dy \frac{4}{Q^4} \frac{1-y}{2} \frac{y^2}{2} X^a e_a^2 x f_1^a(x) D_1^{a=}(z)} : \quad (10)$$

In Eq. (10) $\sin(\phi_s) \frac{p_{hT}}{M_N} \frac{1-y}{2} \frac{y^2}{2} = Q^2$ characterizes the transverse component (with respect to the virtual photon) of the target polarization.

Using the fact that the unpolarized distribution $f_1^a(x)$ and fragmentation $D_1^a(z)$ functions are well known and parameterized (see, e.g., [44, 45, 46]), one could try to extract directly information on the Siverson function using the so-called purity method which is being pursued by the HERMES Collaboration [43]. Instead, we choose a different strategy here and fit the HERMES data [6] for which we employ the ansatz

$$x f_{1T \text{SIDIS}}^{(1)u}(x) = x f_{1T \text{SIDIS}}^{(1)d}(x) = A x^B (1-x)^5 ; \quad x f_{1T \text{SIDIS}}^{(1)q}(x) = 0 : \quad (11)$$

Several comments are in order. Firstly, we assume that in the Siverson function for antiquarks can be neglected in comparison to the one for quarks. Secondly, we imposed the condition (7) derived from the large- N_c limit [24]. Both assumptions are severe constraints, but (given the size of the experimental error bars [6]) they can be expected to hold with sufficient accuracy for our purposes. In fact, we shall see that the present data are compatible with the ansatz. Of course, one should expect that future precision data may demand to relax these constraints. At the present stage, however, these assumptions are very helpful to reduce the number of unknown quantities to only one, namely the Siverson u-quark distribution. We also neglect strange quark effects.

In order to illustrate to which extent the HERMES data allow to constrain the parameters in the ansatz (11) we performed two fitting procedures, one (I) with the parameter $B = 1$ fixed from the very beginning, and another one (II) where both parameters A and B were kept free. The resulting fits are

$$\begin{aligned} \text{Fit I : } & x f_{1T \text{SIDIS}}^{(1)u}(x) = 0.4 x (1-x)^5 ; \\ \text{Fit II : } & x f_{1T \text{SIDIS}}^{(1)u}(x) = 0.1 x^{0.3} (1-x)^5 ; \end{aligned} \quad (12)$$

with a comparable χ^2 per data point of about 0.4. The fitting functions are of different shape, see Fig. 3, but they describe the HERMES data [6] equally well, see Fig. 4. The scale for the Siverson function in Eq. (12) corresponds to the average scale in the HERMES experiment of $Q^2 = 2.5 \text{ GeV}^2$.

Thus we see that the experimental accuracy of the data does not allow one to constrain more sophisticated ansätze with more than two free parameters. Considering the discussion of the large- x behaviour in the previous section, we have been guided to the ansatz (11). However, one should keep in mind that we use this ansatz only in the region $x < 0.4$ covered by HERMES, so the precise shape of the Siverson function in the limit $x \rightarrow 1$ is of no relevance for us.

We observe that the obtained fits satisfy $|f_{1T \text{SIDIS}}^{(1)a}(x)| < \frac{1}{10} f_1^a(x)$, see Fig. 3. Multiplying Eq. (3) by $p_T / (2M_N)$ and integrating it over transverse momenta gives the inequality $|f_{1T \text{SIDIS}}^{(1)a}(x)| \leq \frac{p_{T \text{max}}}{2M_N} f_1^a(x)$ which (defines a phenomenological mean parton transverse momentum $p_{T \text{max}}$ and) is less restrictive than the inequality observed in Fig. 3, if we assume $p_{T \text{max}} = 0.8 \text{ GeV}$ (see Ref. [38]). In this sense, we note that our result is in agreement with the positivity bound in Eq. (3).

Let us also remark that the HERMES data [6] are compatible with the large- N_c counting rule in Eq. (7) within their present statistical accuracy, which is proven by the fact that a fit with the ansatz (11) works. The sum rule (6) is satisfied by our parameterization (recall the suppression of the gluon Siverson function in the large- N_c limit).

²Note that throughout this paper we also neglect contributions from soft gluons [17, 18, 19].

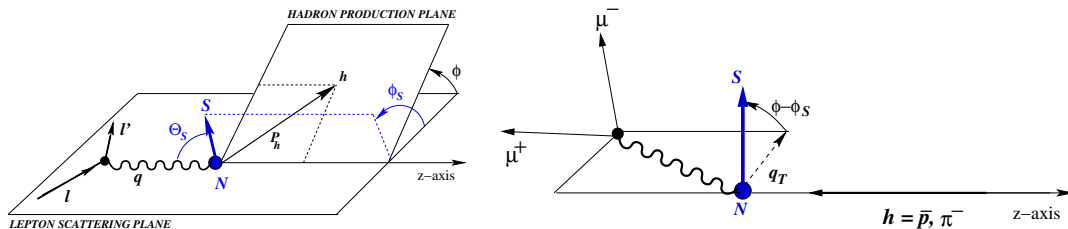


Figure 2: Kinematics of the SIDIS process $l p \rightarrow l' h X$ (left), and the Drell-Yan process $p \bar{p} \rightarrow \mu^+ \mu^- X$ (right) in lab frame.

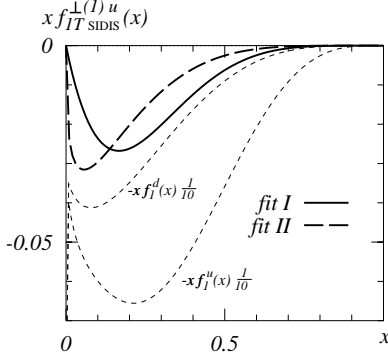


Figure 3: Siverts function according to Eqs. (11, 12) as obtained from a fit to the HERMES data [6]. The unpolarized quark distributions $x f_1^q(x)$ at $Q^2 = 2.5 \text{ GeV}^2$, rescaled by the factor $(-1)/10$, are shown for the sake of comparison.

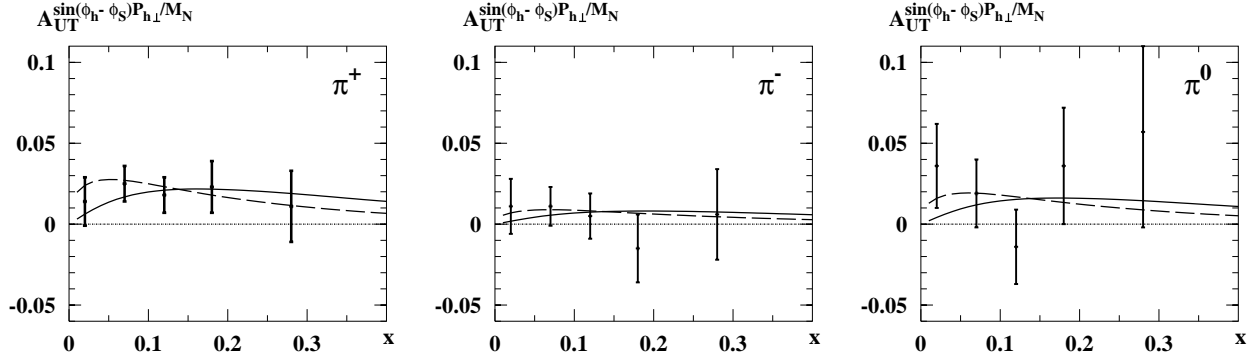


Figure 4: The azimuthal SSA $A_{UT}^{\sin(\phi_h - \phi_S)P_{hL}/M_N}$ as function of x . The data points are from the HERMES experiment [6]. The curves are obtained from the large- N_c constrained fits I and II (denoted as in Fig. 3) of the Siverts function.

Let us compare our result to parameterizations of the Siverts function in the literature obtained from studies of SSA in $p^*p \rightarrow X$. The fits in Eq. (12) agree in sign, but are strongly shifted towards smaller x , and one order of magnitude larger than the Siverts function obtained in Ref. [37]. On the basis of the latter it was estimated by some of the present authors [47] that the Siverts effect can be neglected with respect to the Collins effect in the twist-3 SSA A_{UL}^{\sin} observed at HERMES [4]. Our considerably more sizeable result does not support these conclusions and indicates a possible necessity to reconsider the interpretation [48, 49, 50] of the HERMES data on A_{UL}^{\sin} , though recent studies indicate that the Siverts effect cannot play a dominant role in this SSA [51].

In the earlier extractions [10, 37] $f_{1T}^{(1)q}(x)$ was so small due to a small value of $p_{Ti} < 0.2 \text{ GeV}$ assumed in these references. With the updated value $p_{Ti} = 0.8 \text{ GeV}$ the resulting updated Siverts functions [38] which fits the FNAL data [2] is of comparable magnitude as our result. However, the strong shift towards smaller x of the $f_{1T}^{(1)q}$ required to describe HERMES data as compared to the $f_{1T}^{(1)q}$ required to describe the FNAL data remains.

Finally we note that the prediction of the sign of the Siverts function for u - and d - flavour in Eq. (8) is confirmed by our parameterization, which suggests that the physical picture of the Siverts effect of Ref. [39] is apparently able to catch main features of the Siverts effect.

4 Siverts effect in the Drell-Yan process

The information on $f_{1T}^{(1)q}$ deduced in Sec. 3 from the HERMES data [6] is rough, however, as we shall see, sufficient for our goal to predict the sign and to gain insight into the magnitude of the SSA in DY.

The process $p^*h \rightarrow \ell^+\ell^-X$ (with $h = p$; in the following) is characterized by the variables $s = (p_1 + p_2)^2$, the dilepton invariant mass $Q^2 = (k_1 + k_2)^2$ with $p_{1=2}$ (and $k_{1=2}$) indicating the momenta of the incoming proton and hadron h (and the outgoing lepton pair), and the rapidity

$$y = \frac{1}{2} \ln \frac{p_1(k_1 + k_2)}{p_2(k_1 + k_2)} : \quad (13)$$

Let us consider the azimuthal SSA which is weighted by $\hat{p}_{T\ell}$, the dilepton momentum transverse with respect

to the collision axis, and defined as a sum over the events i according to

$$A_{UT}^{\sin(\phi_h - \phi_S)q_L/M_N} = \frac{\sum_i \sin(\phi_{h,i} - \phi_{S,i}) \frac{q_{T,i}}{M_N} f_{N,i}^{\#} g_i}{\frac{1}{2} \sum_i f_{N,i}^{\#} + N_i^{\#} g_i}; \quad (14)$$

where $^{\#}$ ($\#$) denote the transverse polarization of the proton. (See Fig. 2b for the definition of the kinematics.) To leading order the SSA is given by

$$A_{UT}^{\sin(\phi_h - \phi_S)q_L/M_N}(y; Q^2) = 2 \frac{\sum_a e_a^2 x_1 f_1^{a=p}(x_1) x_2 f_1^{a=h}(x_2)}{\sum_a e_a^2 x_1 f_1^{a=p}(x_1) x_2 f_1^{a=h}(x_2)}; \quad (15)$$

where the parton momenta $x_{1=2}$ in Eq. (15) are fixed in terms of s, Q^2 and y ,

$$x_{1=2} = \frac{r}{s} \frac{Q^2}{e^{-y}}; \quad (16)$$

The sums in Eq. (15) run over all quark and antiquark flavours, and we indicate explicitly to which hadron the distributions refer.

In the PAX experiment antiprotons with a beam energy of 25 GeV could be available, i.e. $s = 45 \text{ GeV}^2$. In this kinematics one could explore the region around $Q^2 = 2.5 \text{ GeV}^2$, which is below the region of J/ψ production, and well above the region of dileptons from (1020) -decays. Taking into account the change of sign in the Sivvers function in DY as compared to SIDIS, see Eq. (1), we obtain the result shown in Fig. 5a³. We observe that the two fits I and II, which describe the HERMES data of SIDIS equally well, give clearly distinguishable results in DY. Considering depolarization, detector acceptance and other effects, it might be difficult to distinguish the effect of the different parameterizations in Eq. (12). However, the asymmetry is large enough to check unambiguously the QCD prediction of the different sign of the Sivvers function in DY and SIDIS.

In the COMPASS experiment using a beam ($s = 400 \text{ GeV}^2$) one could also measure the asymmetry (15). In Fig. 5b we show the asymmetry for $Q^2 = 20 \text{ GeV}^2$ using for the pion the parameterization from Ref. [52]. Although $f_1^{a=\pi}(x)$ is far less constrained by data compared to $f_1^{a=p}(x)$ the result in Fig. 5b is rather insensitive to the choice of parameterization, and changes very little if we use the pion distributions of Ref. [53] (consistently in combination with the nucleon distributions from Ref. [45]). We observe a situation, which is qualitatively and quantitatively similar to the case of DY from pp-collisions. Note that we neglected evolution effects (from $Q_0^2 = 2.5 \text{ GeV}^2$ in Eq. (12) to $Q^2 = 20 \text{ GeV}^2$ in Fig. 5) for the Sivvers function. However, the influence of evolution is presumably much smaller than other uncertainties in our study.

In order to extract quantitative information from the future COMPASS and PAX experiments it is necessary to go beyond the LO formalism, to consider effects of soft gluons and K-factors, and to study the role of possible higher twist effects. The corrections due to these effects cannot be expected to be negligible. However, they are unlikely to be able to change the sign of the asymmetry. Thus, both the COMPASS as well as the PAX experiment could provide a thorough experimental test of the QCD prediction in Eq. (1).

³The DY asymmetry appears positive like the SIDIS asymmetry at HERMES, despite the change of sign of the Sivvers function due to conventions: In DY we define the z-axis in the direction in which the polarized particle moves. In SIDIS at HERMES the z-axis is defined in the opposite direction, see Figs. 2a and 2b.

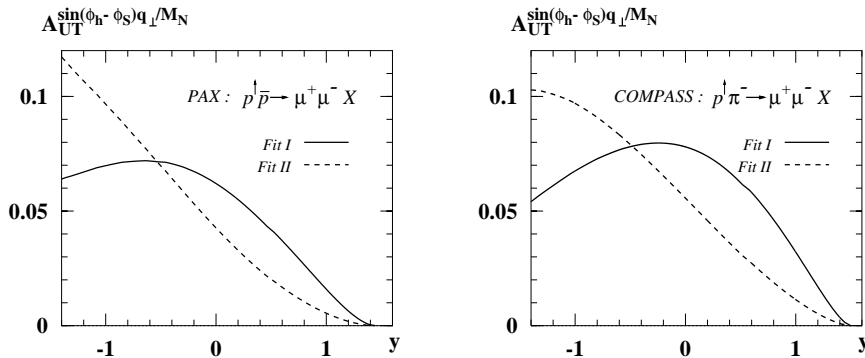


Figure 5: The azimuthal SSA $A_{UT}^{\sin(\phi_h - \phi_S)q_L/M_N}$ in Drell-Yan lepton pair production, $p^h + X$, as function of y : (a) for the kinematics of the PAX experiment where the hadron $h = p$, (b) for the kinematics of the COMPASS experiment where $h = \pi^-$. The different curves correspond to the fits I and II (see Eq. (12)), including the sign-reversal in (1).

SSA in DY can also be studied at RHIC in $p^\uparrow p \rightarrow X$. Since only one proton needs to be polarized the counting rates would be somehow more sizeable than in the case of double spin asymmetries related to the transversity distribution $h_1^a(x)$ which are, however, small [54]. Moreover, in this case, one is crucially sensitive to the Sivers antiquark distribution such that we cannot make a reliable estimate on the basis of our ansatz (11). The kinematics of the RHIC experiment seems better suited to learn, e.g., about the Sivers function from SSA in $p^\uparrow p \rightarrow X$ [3] or the gluon Sivers function [55, 56].

5 Conclusions

The recently reported HERMES data [6, 7] on SSA provide a theoretically unambiguous experimental evidence for the existence of T-odd distribution (and fragmentation) functions. We analyzed the HERMES data and demonstrated that they are consistent with predictions from the large- N_c limit of QCD [24] for the Sivers functions, namely $f_{1T}^{?u} = -f_{1T}^{?d}$ modulo $1/N_c$ corrections. Imposing this large- N_c result as an exact constraint we were able to obtain parameterizations of the Sivers quark distribution functions. The neglect of $1/N_c$ corrections (as well as antiquark effects) in a first approximation is reasonable, keeping in mind the large error bars of the present data which do not allow to constrain more sophisticated ansätze.

On the basis of the obtained parameterizations we estimated SSA in the Drell-Yan process for the PAX ($p^\uparrow p \rightarrow X$) and COMPASS ($p^\uparrow \bar{p} \rightarrow X$) experiment. According to the theoretical understanding of T-odd parton distributions in QCD the Sivers function should obey a particular universality relation, namely appear with opposite sign in DY and SIDIS [15]. Our estimates show that both experiments could be able to test this prediction, which would be a crucial check of the present understanding of T-odd distribution functions and the QCD factorization approach to the description of SSA.

Acknowledgement. The work is partially supported by BMFT and DFG of Germany, the COSY-Jülich project, the Transregio Bonn-Bochum-Gießen, and is part of the European Integrated Infrastructure Initiative Hadron Physics project under contract number RII3-CT-2004-506078.

References

- [1] G.L. Kane, J. Pumplin and W. Repko, Phys. Rev. Lett. 41 (1978) 1689.
- [2] D.L. Adamson et al., Phys. Lett. B 261 (1991) 201 and 462, B 276 (1992) 531, Z. Phys. C 56 (1992) 181.
- [3] J. Adamson et al. [STAR Collaboration], Phys. Rev. Lett. 92 (2004) 171801 [[arXiv:hep-ex/0310058](#)].
- [4] A. Airapetian et al. [HERMES Collaboration], Phys. Rev. Lett. 84 (2000) 4047, Phys. Rev. D 64 (2001) 097101, Phys. Lett. B 562 (2003) 182.
- [5] E. A. Artyushin, A. Rostomyan and A. Ivanilov [HERMES Collaboration], talk at DIS 2004, St. Pleso, Slovakia, Apr 2004 [[arXiv:hep-ex/0408002](#)].
- [6] N.C. Mankins [HERMES], "Transversity Workshop", 6-7 Oct. 2003, Athens, Greece.
R. Seidl [HERMES], Proc. of DIS'2004, 13-18 April, St. Pleso, Slovakia.
- [7] A. Airapetian et al. [HERMES Collaboration], [arXiv:hep-ex/0408013](#).
- [8] D.W. Sivers, Phys. Rev. D 41 (1990) 83 [Annals Phys. 198 (1990) 371]; Phys. Rev. D 43 (1991) 261.
- [9] D. Boer and P.J. Mulders, Phys. Rev. D 57 (1998) 5780 [[arXiv:hep-ph/9711485](#)].
- [10] M. Anselmino, M. Boglione and F. Murgia, Phys. Lett. B 362 (1995) 164 [[arXiv:hep-ph/9503290](#)].
- [11] A.V. Efremov and O.V. Teryaev, Yad. Fiz. 39 (1984) 1517; Phys. Lett. B 150 (1985) 383.
J.W. Qiu and G. Sterman, Phys. Rev. Lett. 67 (1991) 2264; Nucl. Phys. B 378 (1992) 52.
- [12] Y. Kanazawa and Y. Koike, Phys. Lett. B 478 (2000) 121; Phys. Lett. B 490 (2000) 99.
- [13] J.C. Collins, Nucl. Phys. B 396 (1993) 161 [[arXiv:hep-ph/9208213](#)].
- [14] S.J. Brodsky, D.S. Hwang and I. Schmitt, Phys. Lett. B 530 (2002) 99 [[arXiv:hep-ph/0201296](#)]; Nucl. Phys. B 642 (2002) 344 [[arXiv:hep-ph/0206259](#)].
- [15] J.C. Collins, Phys. Lett. B 536 (2002) 43 [[arXiv:hep-ph/0204004](#)].

- [16] A. V. Belitsky, X. Ji and F. Yuan, Nucl. Phys. B 656 (2003) 165 [arXiv:hep-ph/0208038].
X. D. Ji and F. Yuan, Phys. Lett. B 543 (2002) 66 [arXiv:hep-ph/0206057].
D. Boer, P. J. Mulders and F. Pijlman, Nucl. Phys. B 667 (2003) 201 [arXiv:hep-ph/0303034].
- [17] J. C. Collins and D. E. Soper, Nucl. Phys. B 193 (1981) 381, [Erratum *ibid.* B 213, 545 (1983)].
- [18] X. D. Ji, J. P. Ma and F. Yuan, arXiv:hep-ph/0404183, Phys. Lett. B 597 (2004) 299 [arXiv:hep-ph/0405085].
- [19] J. C. Collins and A. Metz, arXiv:hep-ph/0408249.
- [20] PAX Collaboration, "Antiproton-Proton Scattering Experiments with Polarization", Letter of Intent (Darmstadt, 2004), available at <http://www.fz-juelich.de/ikp/pax>.
- [21] F. Rathmann et al., arXiv:physics/0410067.
- [22] M. Anselmino, V. Barone, A. D'rago and N. N. Nikolaev, Phys. Lett. B 594 (2004) 97 [arXiv:hep-ph/0403114].
A. V. Efremov, K. Goeke and P. Schweitzer, Eur. Phys. J. C 35 (2004) 207 [arXiv:hep-ph/0403124].
- [23] The COMPASS Collaboration, "Common Muon and Proton Apparatus for structure and Spectroscopy, CERN/SPSC 96-14, SPSC/P 297.
- [24] P. V. Pobylitsa, arXiv:hep-ph/0301236.
- [25] A. V. Efremov, K. Goeke and P. V. Pobylitsa, Phys. Lett. B 488 (2000) 182 [arXiv:hep-ph/0004196].
- [26] J. C. Collins, Acta Phys. Poln. B 34 (2003) 3103 [arXiv:hep-ph/0304122].
- [27] S. Gasiorowicz, "Elementary particle physics" (Wiley, New York, 1966), p. 515.
- [28] C. J. Bomhof, P. J. Mulders and F. Pijlman, Phys. Lett. B 596 (2004) 277 [arXiv:hep-ph/0406099].
- [29] A. Bacchetta, M. Boglione, A. Henneman and P. J. Mulders, Phys. Rev. Lett. 85 (2000) 712 [arXiv:hep-ph/9912490].
- [30] M. Burkardt, Phys. Rev. D 69 (2004) 057501 [arXiv:hep-ph/0311013].
- [31] M. Burkardt, Phys. Rev. D 69 (2004) 091501 [arXiv:hep-ph/0402014].
- [32] A. Bacchetta, A. Schafer and J. J. Yang, Phys. Lett. B 578 (2004) 109 [arXiv:hep-ph/0309246].
- [33] Z. Lu and B. Q. Ma, Nucl. Phys. A 741 (2004) 200 [arXiv:hep-ph/0406171].
- [34] F. Yuan, Phys. Lett. B 575 (2003) 45 [arXiv:hep-ph/0308157].
- [35] M. Anselmino, M. Boglione, U. D'Alesio, E. Leader and F. Murgia, arXiv:hep-ph/0408356.
- [36] B. Q. Ma, I. Schmidt and J. J. Yang, arXiv:hep-ph/0409012.
- [37] M. Anselmino and F. Murgia, Phys. Lett. B 442 (1998) 470 [arXiv:hep-ph/9808426].
- [38] U. D'Alesio and F. Murgia, Phys. Rev. D 70 (2004) 074009 [arXiv:hep-ph/0408092].
- [39] M. Burkardt, Phys. Rev. D 66 (2002) 114005 [arXiv:hep-ph/0209179]; Nucl. Phys. A 735 (2004) 185 [arXiv:hep-ph/0302144].
- [40] M. Burkardt and D. S. Hwang, Phys. Rev. D 69 (2004) 074032 [arXiv:hep-ph/0309072].
- [41] M. Burkardt, Phys. Lett. B 582 (2004) 151 [arXiv:hep-ph/0309116].
- [42] G. R. Farrar and D. R. Jackson, Phys. Rev. Lett. 35 (1975) 1416.
- [43] Hide Tanaka [HERMES Collaboration], "Extracting the Sivers function using a purity method based ansatz", talk at the "International Workshop on Transversity: New Developments in Nucleon Spin Structure", June 2004, ECT, Trento, Italy.
- [44] M. Glück, E. Reya and A. Vogt, Eur. Phys. J. C 5 (1998) 461 [arXiv:hep-ph/9806404].

- [45] A.D.Martin, R.G.Roberts, W.J.Stirling and R.S.Thorne, Phys.Lett.B 531 (2002) 216 [[arXiv:hep-ph/0201127](#)].
- [46] S.Kretzer, E.Leader and E.Christova, Eur.Phys.J.C 22 (2001) 269 [[arXiv:hep-ph/0108055](#)].
- [47] A.V.Efremov, K.Goeke and P.Schweitzer, Phys.Lett.B 568 (2003) 63 [[arXiv:hep-ph/0303062](#)].
- [48] A.V.Efremov, K.Goeke and P.Schweitzer, Phys.Lett.B 522 (2001) 37 [[B 544 \(2002\) 389E](#)], Eur.Phys.J.C 24 (2002) 407, Nucl.Phys.A 711 (2002) 84; *Acta Phys.Poln.B* 33 (2002) 3755.
- [49] E.De Sanctis, W.D.Nowak and K.A.Oganesian, Phys.Lett.B 483 (2000) 69; K.A.Oganesian, N.Bianchi, E.De Sanctis and W.D.Nowak, Nucl.Phys.A 689 (2001) 784.
- [50] B.Q.Ma, I.Schmidt and J.J.Yang, Phys.Rev.D 66 (2002) 094001; Phys.Rev.D 65 (2002) 034010.
- [51] M.Anselmino, M.Boglione, U.D'Alesio, A.Kotzinian, F.Murgia and A.Produkin, [arXiv:hep-ph/0412316](#).
- [52] M.Gluck, E.Reya and I.Schienbein, Eur.Phys.J.C 10 (1999) 313 [[arXiv:hep-ph/9903288](#)].
- [53] P.J.Sutton, A.D.Martin, R.G.Roberts and W.J.Stirling, Phys.Rev.D 45 (1992) 2349.
- [54] G.Bunce, N.Saito, J.Soffer and W.Vogelsang, Ann.Rev.Nucl.Part.Sci. 50 (2000) 525 [[arXiv:hep-ph/0007218](#)].
- [55] D.Boer and W.Vogelsang, Phys.Rev.D 69, 094025 (2004) [[arXiv:hep-ph/0312320](#)].
- [56] M.Anselmino, M.Boglione, U.D'Alesio, E.Leader and F.Murgia, Phys.Rev.D 70 (2004) 074025 [[arXiv:hep-ph/0407100](#)].