

Lower bounds for open charm and beauty contributions to F_2

A.V.Kisselev and V.A.Petrov^y

Institute for High Energy Physics, 142281 Protvino, Russia

Abstract

On the basis of some peculiar scaling properties of the OPE coefficient functions, we give the lower bounds for F_2^{cc} and F_2^{bb} independently of the properties of the gluon density function. Predictions for F_2^{bb} within reach of HERA are made.

E-mail: alexandre.kisselev@ihep.ru

^yE-mail: vladimir.petrov@ihep.ru

In deep inelastic ep scattering (DIS) H1 and ZEUS Collaborations can study an inner structure of the proton. The process with open charm or beauty production at HERA is of particular interest, since in these processes there is an additional (to a momentum transfer Q^2) large mass scale related to a mass of a heavy quark. Measurements of the open charm in DIS were mainly done for D and D-meson production [1, 2]. The charm contribution to the proton structure, F_2^{cc} , was estimated. The bb-cross section was measured in DIS by ZEUS [3] and also in photoproduction by H1 and ZEUS [4]. Recently, the contribution of the beauty to the DIS structure function, F_2^{bb} , was presented by H1 in Ref. [5] (simultaneously with new data on F_2^{cc}).

In our previous papers [6, 7], we have made a description of a ratio $F_2^{cc}=F_2$ as a function of x for different Q^2 values and have compared our predictions with the HERA data. In the present paper, we calculate lower bounds for both $F_2^{cc}=F_2$ and F_2^{bb} . We will compare our results with the recent data from [2] and [5], and will give predictions concerning behavior of the ratio $F_2^{bb}=F_2$ for not yet measured region of Q^2 and x .

Let $F_2^i(Q^2; x)$ be a contribution to DIS structure function F_2 from the quark of type i , with quark charge squared subtracted. Then we can write

$$F_2(Q^2; x) = \sum_i e_i^2 F_2^i(Q^2; x); \quad i = u; d; s; c; b: \quad (1)$$

Let us define (neglecting masses of light quarks, $m_u = m_d = m_s = 0$)

$$F_2^u = F_2^d = F_2^s = F_2^q \quad (2)$$

and introduce a difference between F_2^q and charm (beauty) contribution to the structure function F_2 :

$$F_2^Q = F_2^q - F_2^Q; \quad Q = c; b: \quad (3)$$

At small x , the quantity F_2^i can be represented in the following form (neglecting small corrections $k^2=Q^2$ and $m_i^2=Q^2$) [6]:

$$\frac{1}{x} F_2^i(Q^2; m_i^2; x) = \int_x^1 \frac{dz}{z} \int_{Q_0^2}^{Q^2(z=x)} \frac{dl^2}{l^2} C\left(\frac{Q^2}{l^2}; \frac{m_i^2}{l^2}; \frac{x}{z}\right) \frac{e}{e \ln l^2} g(l^2; z); \quad (4)$$

where $g(k^2; x)$ is a distribution of a gluon with a virtuality k^2 and momentum fraction x inside the proton. As for the difference $F_2^Q(Q^2; m_Q^2; x)$, we have

obtained that it tends to a Q^2 -independent function at large Q^2 (see [6, 7] for details):

$$\begin{aligned} \frac{1}{x} F_2^Q(Q^2; m_Q^2; x) &\stackrel{Q^2 \rightarrow 1}{\sim} \frac{1}{x} F_2^Q(m_Q^2; x) \\ &= \int_0^1 \frac{dz}{z} \int_0^1 \frac{dl^2}{l^2} C\left(\frac{m_Q^2}{l^2}; \frac{x}{z}\right) \frac{1}{\ln l^2} g(l^2; z). \end{aligned} \quad (5)$$

The coefficient functions $C(u; v; x)$ and $C(v; x)$ were analytically calculated in the first order in strong coupling constant in Refs. [6].¹ The intrinsic charm (beauty) is neglected for $Q^2 \gg Q_0^2 \approx Q_{CD}^2$ and small x .

For $0 < x < 0.2$, the coefficient functions in Eqs. (4) and (5) obey the inequalities

$$C(u; 0; x) > C(v; x) > 0; \quad (6)$$

from which one can derive the following inequalities for measurable structure functions F_2^{cc} and F_2^{bb} [6]:

$$\frac{F_2^{cc}(Q^2; x)}{F_2(Q^2; x)} > \frac{2}{5} \left(1 - \frac{F_2(m_c^2; x)}{F_2(Q^2; x)} \right); \quad (7)$$

$$\frac{F_2^{bb}(Q^2; x)}{F_2(Q^2; x)} > \frac{1}{7} \left(1 - \frac{F_2^{cc}(Q^2; x)}{F_2(Q^2; x)} - \frac{F_2(m_b^2; x)}{F_2(Q^2; x)} + \frac{F_2^{cc}(m_b^2; x)}{F_2(Q^2; x)} \right); \quad (8)$$

Following [8], we assumed that $F_2^{cc}(m_c^2; x) = F_2^{bb}(m_b^2; x) \neq 0$. We also neglected a small correction $F_2^{bb}(Q^2; x) = F_2(Q^2; x)$ in (7), since this ratio is less than 2.5 percent even at high values of Q^2 [5], and, consequently, its contribution to $F_2^{cc}(Q^2; x) = F_2(Q^2; x)$ is less than 0.01.

The formulae (4), (5) were derived under assumption that at small x gluons make a leading contribution to a pair production of both charm, bottom and light quarks. Let us estimate a region of x in which our formulae can be applicable. From a NLO DGLAP fit to the proton structure function F_2 , we know that $g(Q^2; x) = u_v(Q^2; x) \neq 6 \pm 6.5$ for $x = 0.05$, $Q^2 = 10 \text{ GeV}^2$ (see, for instance, Fig. 3 from Ref. [9]).² Taking into account that

¹If C remains analytical in s at $Q^2 \rightarrow 1$, then it seems fairly plausible that its scaling property holds in all orders.

²At smaller x (and/or higher Q^2), a gluon dominance is more pronounced. For instance, $g(Q^2; x) = u_v(Q^2; x) \neq 2.7 \pm 3.0$ for $x = 0.01$, $Q^2 = 10 \text{ GeV}^2$.

the inequalities for the coefficient functions (6) require $x < 0.2$, and that (schematically) $F_2 = C \otimes g[x]$ ($F_2 = C \otimes g[x]$) we get a restriction $x \leq 0.01$.

In our previous paper [7], we estimated the lower bound on $F_2^{\text{cc}}=F_2$ as a function of x for different Q^2 values, and compared our predictions with ZEUS data on a D -production and the charm contribution to F_2 in DIS (taken from the fourth paper in Ref. [1]). Recently, the new ZEUS data on the open charm production have appeared [2]. Our predictions are shown in Figs. 1 and 2 in comparison with all ZEUS data on the D -production. Despite the fact that our curves give only the lower bounds for the ratio $F_2^{\text{cc}}=F_2$, they are very close to the experimental points and to the ZEUS NLO QCD fit (especially, for $Q^2 > 18 \text{ GeV}^2$).

Let us stress that in our approach no specific expression for the gluon distribution $g(k^2; x)$ were assumed. Moreover, in order to calculate the lower bound for $F_2^{\text{cc}}=F_2$ (7), one needs only the structure function $F_2(Q^2; x)$ which has been measured with a high accuracy. We used a parametrization of H1 from Ref. [10].

As we have already mentioned, the beauty production cross section for DIS events has been measured by ZEUS. [3], but only recently H1 could extract F_2^{bb} as a function of x for two values of Q^2 [5].

If we consider $F_2^{\text{bb}}(Q^2; x)$ to be a known function of variable Q^2 and x , we may calculate the lower bound for F_2^{bb} by using inequality (8). In order to get numerical predictions for F_2^{bb} , we have fitted the HERA data on open charm production [1, 2] for $4 \text{ GeV}^2 \leq Q^2 \leq 500 \text{ GeV}^2$ (71 experimental points with statistical and systematic errors added in quadrature).³ We used a parametrization similar to that used by H1 for $F_2(Q^2; x)$:

$$F_2^{\text{cc}}(Q^2; x) = ax^b + cx^d(1 + e^{\frac{p}{x}}) \ln Q^2 + f \ln^2 Q^2 + \frac{h}{Q^2} \quad (1 \leq x \leq 0.1) \quad (9)$$

The fit gives values of parameters presented in Table 1, with a $\chi^2/\text{d.o.f.} = 55/63 \approx 0.87$.

In Fig. 3, we present both the recent H1 data and a lower bound for F_2^{bb} which was calculated with the use of (8) and (9). As in the previous case (description of the ratio $F_2^{\text{cc}}=F_2$), our predictions are very close to the experimental points.

³The recent H1 data on F_2^{cc} [5] (4 points) were not included in the fit.

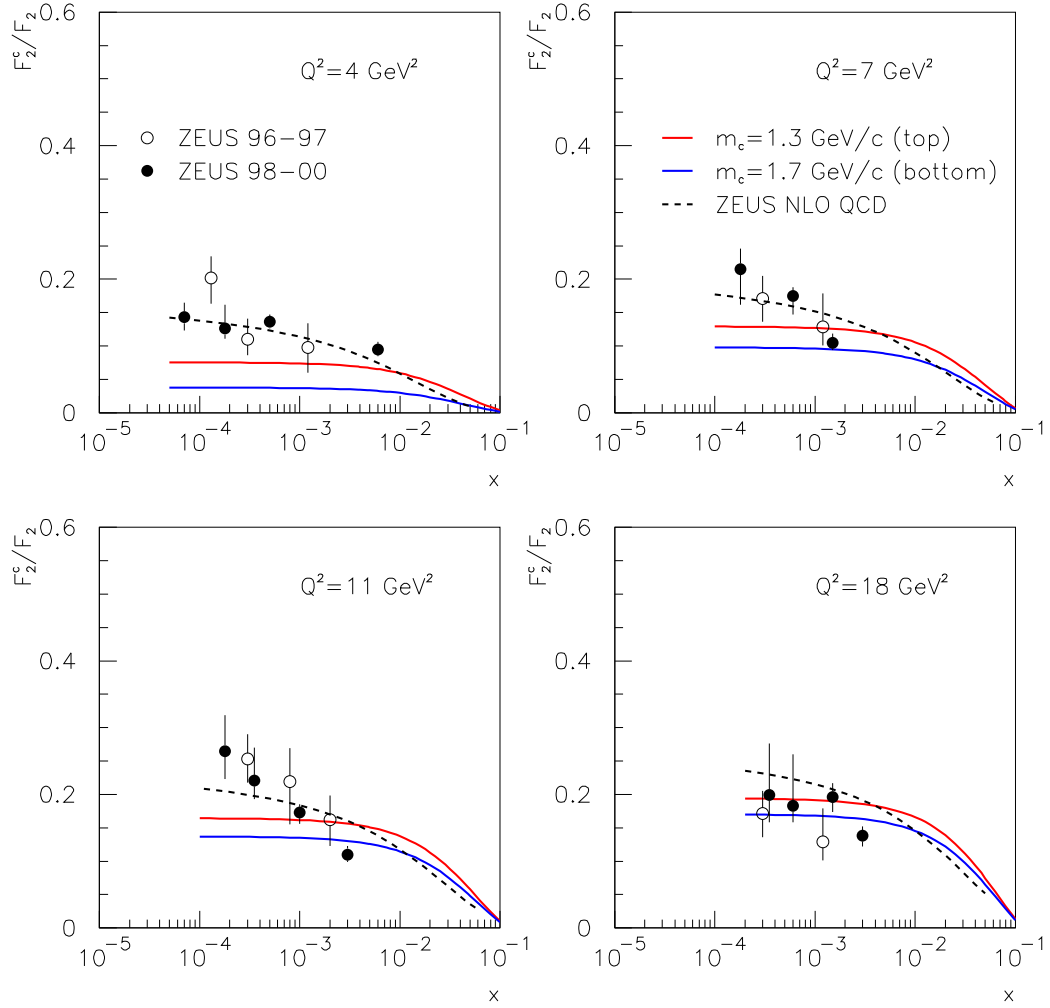


Figure 1: The ratio F_2^c/F_2 as a function of x for four different Q^2 values. Our predictions for two values of the charm quark mass are shown by solid curves. The ZEUS data on D^* -meson production in DIS are taken from [1, 2].

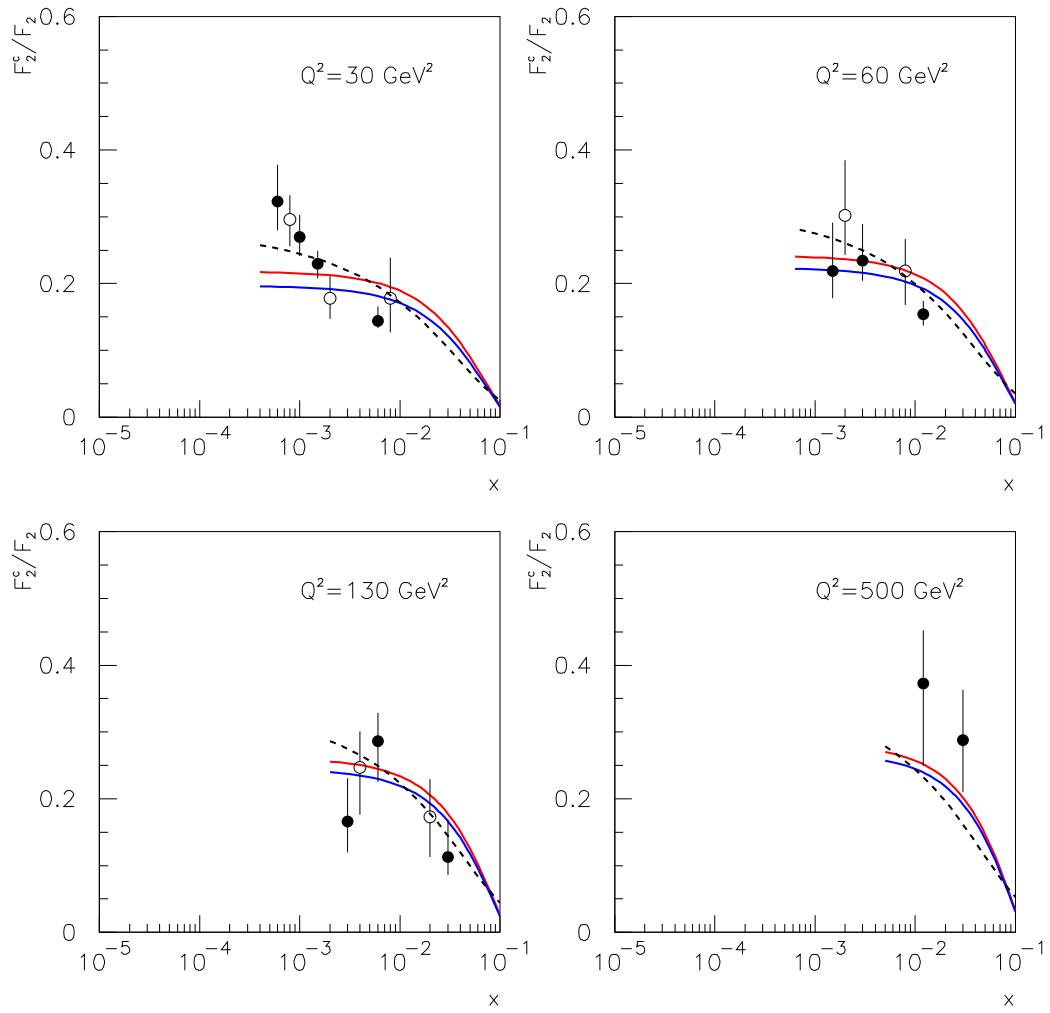


Figure 2: The same as in Fig. 1 but for higher values of Q^2 .

Table 1: The result of fitting HERA data on F_2^{∞} (h in GeV^2)

a	b	c	d	e	f	g	h
5.00	1.51	$2.85 \cdot 10^4$	-0.45	-3.48	4.38	2.01	0.95

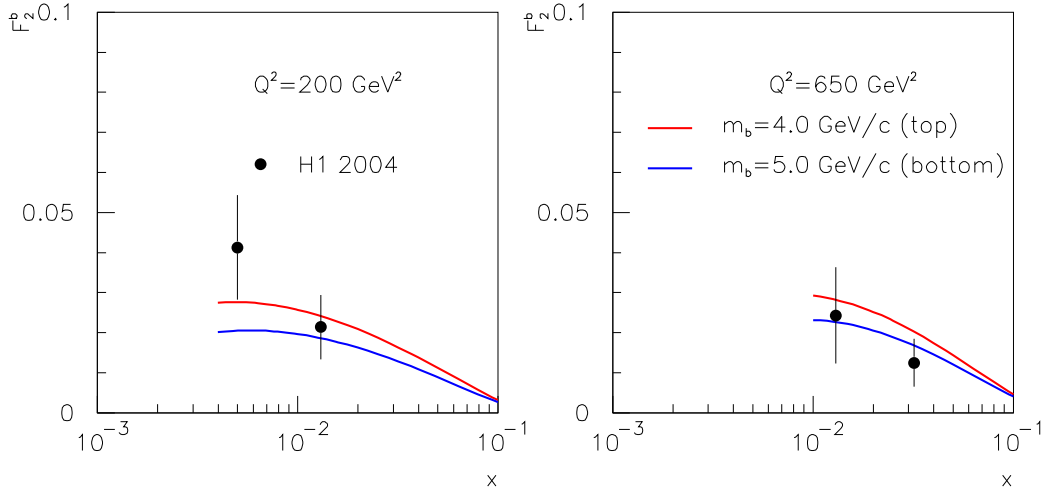


Figure 3: The beauty contribution to the structure function, F_2^{bb} , as a function of x for two Q^2 values. Our predictions for two values of the bottom quark mass are shown by solid curves. The H1 data on open bottom production are taken from [5].

At small x and large Q^2 , theoretical predictions for the structure functions F_2^{∞} and F_2^{bb} depend crucially on the form of the gluon distribution $g(Q^2; x)$. There are several tests of the parton distribution functions [11, 12, 13]. To determine quark and gluon distributions, it is necessary to make a global analysis of a wide range of DIS and other hard processes. Nevertheless, this procedure has a lot of experimental and theoretical uncertainties (see [14] and references therein). In the present paper, we have given the lower bounds on F_2^{∞} and F_2^{bb} , which, however, do not depend on the form of $g(Q^2; x)$ and on approximation used for its calculation. The only things we need are the properties of the coefficient functions⁴ (see Eq. (6)) and the rise

⁴Let us remind that the coefficient functions C , \bar{C} in Eqs. (4), (5) were calculated in order $O(\alpha_s)$, with accounting for both a gluon virtuality and a quark mass inside a quark

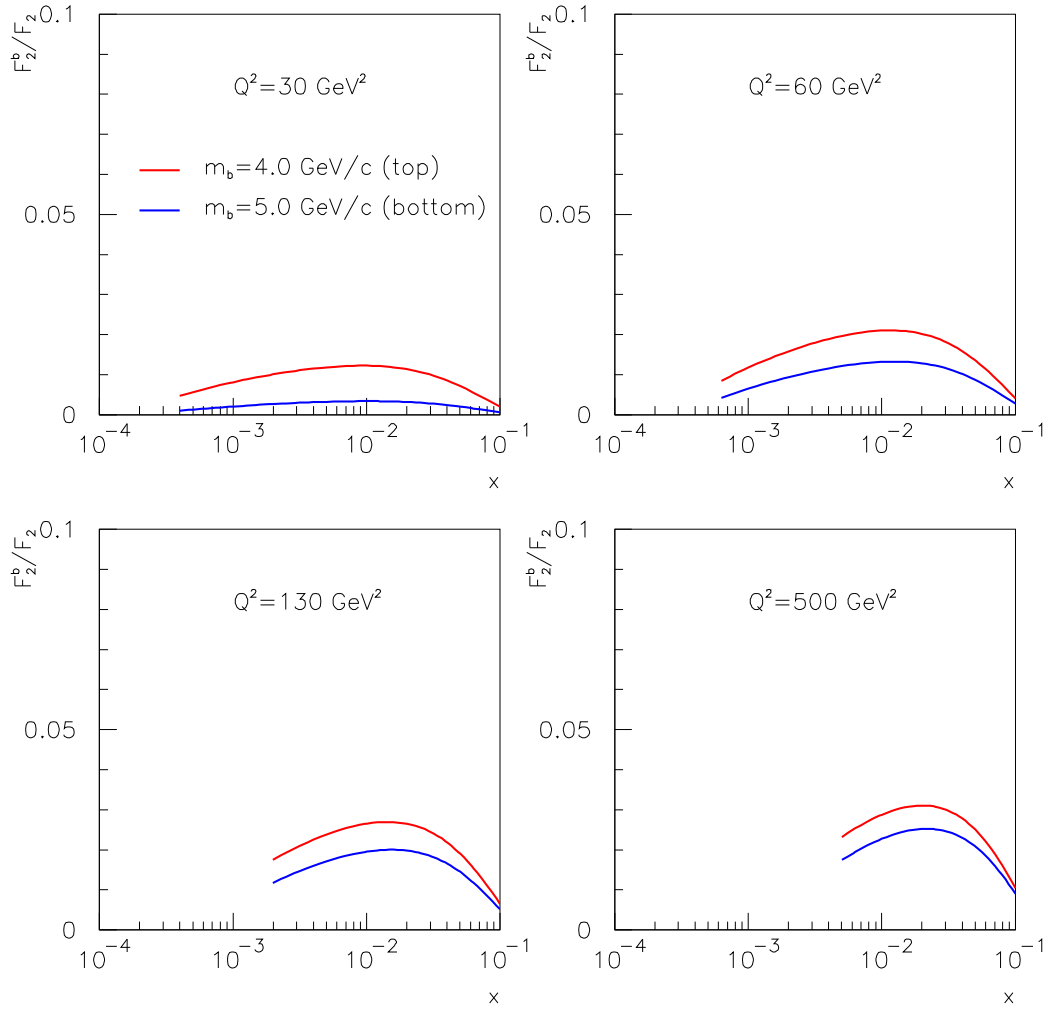


Figure 4: Our prediction for the ratio F_2^{bb}/F_2 . The values of Q^2 and range of x are taken the same as those chosen by ZEUS in open charm measurements (see Fig. 2).

of the gluon distribution in variable $\ln Q^2$ at $x \leq 0.01$, $\partial g(Q^2; x) / \partial \ln Q^2 > 0$.

As we have already seen, the available experimental data on open charm and beauty productions seem to saturate the lower bounds on $F_2^{\text{cc}}(Q^2; x)$ and $F_2^{\text{bb}}(Q^2; x)$, at least at $Q^2 > 18 \text{ GeV}^2$. That is why, we expect that our predictions for $F_2^{\text{bb}} = F_2$ (see Fig. 4) will be useful for future measurements of the structure function F_2^{bb} at HERA.

Acknowledgments

We are grateful to L. Gladilin and M. Wing from ZEUS Collaboration for sending us the data on the ratio $F_2^{\text{cc}} = F_2$ and ZEUS NLO QCD t .

References

- [1] H1 Collaboration, C. Adloff et al., Z. Phys. C 72 (1996) 593; ZEUS Collaboration, J. Breitweg et al., Phys. Lett. B 407 (1997) 402; H1 Collaboration, C. Adloff et al., Nucl. Phys. B 545 (1999) 21; ZEUS Collaboration, J. Breitweg et al., Eur. Phys. J. C 12 (2000) 35; H1 Collaboration, C. Adloff et al., Phys. Lett. B 528 (2002).
- [2] ZEUS Collaboration, S. Chekanov et al., Phys. Rev. D 69 (2004) 012004.
- [3] ZEUS Collaboration, S. Chekanov et al., Phys. Lett. B 599 (2004) 173
- [4] H1 Collaboration, C. Adloff et al., Phys. Lett. B 467 (1999) 156; ZEUS Collaboration, J. Breitweg et al., Eur. Phys. J. C 18 (2001) 625.
- [5] H1 Collaboration, A. Aktas et al., arXiv:hep-ex/0411046, submitted to Eur. Phys. J. C.
- [6] A. V. Kisselev and V. A. Petrov, Z. Phys. C 36 (1997) 156; A. V. Kisselev and V. A. Petrov, Phys. Atom. Nucl. 60 (1997) 1533.
- [7] A. V. Kisselev, V. A. Petrov and R. A. Ryutin, Eur. Phys. J. C 26 (2003) 597.
- [8] A. D. Martin, R. G. Roberts and W. J. Stirling, Phys. Rev. D 50 (1994) 6734.

top [6].

- [9] C. Royon, Talk at the 5th Rencontres du Vietnam on particle physics and astrophysics: new views in particle physics, 5-11 Aug 2004, Hanoi, Vietnam (arXiv:hep-ex/0411051).
- [10] H1 Collaboration, S. Aid et al., Nucl. Phys. B 470 (1996) 3.
- [11] D. Stump et al., JHEP 0310 (2003) 046.
- [12] S.I. Alekhin, Phys. Rev. D 68 (2003) 014002.
- [13] H1 Collaboration, C. Adloff et al., Eur. Phys. J. C 30 (2003) 1; ZEUS Collaboration, S. Chekanov et al., Phys. Rev. D 67 (2003) 012007.
- [14] A.D. Martin, R.G. Roberts, W.J. Stirling and R.S. Thorne, Eur. J. C 28 (2003) 455; *ibid.* C 35 (2004) 325.