

Can we distinguish between h^{SM} and h^0 in split supersymmetry?

Marco Aurelio Díaz and Pavel Fileviez Pérez

Pontificia Universidad Católica de Chile

Facultad de Física, Casilla 306

Santiago 22, Chile.

We investigate the possibility to distinguish between the Standard Model Higgs boson and the lightest Higgs boson in split supersymmetry. We point out that the best way to distinguish between the two Higgses is through the decay into two photons. It is shown that there are large differences between the predictions for this observable in these two models, reaching several percent in some cases. In this way, the discovery of the Higgs particle and the measurement of its branching ratios in the next generation of collider experiments will allow us to differentiate the SM from split supersymmetry.

I. INTRODUCTION

Despite the great success of the Standard Model (SM), the mechanism for electroweak symmetry breaking remains to be tested in experiments. There are many reasons to believe there is physics beyond the SM. In particular, the Minimal Supersymmetric Standard Model (MSSM) is one of the best motivated theories where it is possible to describe the cold dark matter in the Universe and where the unification of the gauge couplings is achieved. In low energy supersymmetry it is assumed that the SUSY breaking scale is at TeV following the naturalness criterion.

Recently, Arkani-Hamed and Dimopoulos [1], have noticed that gauge coupling unification can be achieved in a supersymmetric model where all scalars, except for one Higgs doublet, are very heavy. Most of the unpleasant aspects of low energy supersymmetry, such as excessive flavour and CP violation, very fast dimension 5 proton decay, and tight constraints on the Higgs mass, are eliminated. At the same time, there is a candidate to describe the cold dark matter in the Universe. Several phenomenological studies in this scenario, now called split supersymmetry, have been performed [2, 3, 4, 5, 6, 7, 8, 9, 10, 11, 12, 13, 14, 15].

It is expected that the Higgs boson will be discovered in the next generation of collider experiments. Therefore, one of the main issues in Higgs boson physics is the identification of observable useful to distinguish between the SM Higgs h^{SM} and the lightest Higgs in possible extensions of the SM. There are several studies devoted to this very important issue in the context of the MSSM [16, 17, 18, 19, 20, 21, 22, 23, 24, 25, 26, 27].

In this Letter we investigate a way to distinguish between the SM Higgs and the lightest Higgs in split supersymmetry. We argue that the best way to address this issue is studying the decays of the Higgs boson into two photons. We show several numerical examples where it is possible to appreciate large differences between the decay rates in the SM and in split supersymmetry, allowing for a clear experimental distinction.

II. DISTINGUISHING BETWEEN h^{SM} AND h^0 IN SPLIT SUSY

One of the main phenomenological issues in supersymmetric particle physics is the possibility to distinguish between the SM Higgs boson h^{SM} and the lightest Higgs boson h^0 of the supersymmetric extension of the standard model. This is particularly crucial in the decoupling limit of the MSSM [28], where only the lightest neutral Higgs boson is light and all the other Higgs particles are very heavy. In the decoupling limit the h^0 couplings are SM like making difficult a distinction. As discriminators there are studies about the couplings Hgg [16], $HZ\gamma$ [17, 18, 19] and $H\gamma\gamma$ [20, 21, 22, 23, 24]. Also the quantity $B(H \rightarrow b\bar{b})/B(H \rightarrow \tau^+\tau^-)$ has been studied extensively [25, 26, 27].

In this Letter we study this issue in split supersymmetry [1]. Since in this case all sfermions and Higgs bosons, except the lightest one, are very heavy it is not possible to use the quantity $B(H \rightarrow b\bar{b})/B(H \rightarrow \tau^+\tau^-)$ nor the coupling Hgg to differentiate between the Higgs bosons in the two models. In the former case, $Hb\bar{b}$ and $H\tau\tau$ couplings are equal at tree level in both models, and differences are introduced via one-loop corrections. These one-loop corrections involve either squarks or sleptons in the loops, which have very large masses in split supersymmetry making the loop contributions negligible. In the case of Hgg coupling, this is a one-loop induced coupling with quark contributions being common to the SM and split-SUSY and the difference being the squark contributions, which are again negligible.

The two other possibilities are to use the couplings $HZ\gamma$ and $H\gamma\gamma$. However, it is not possible to use the first one since we know that the $B(h \rightarrow Z\gamma)$ is very small and it will be very difficult to determine it with a very good precision [29]. Therefore we concentrate on the possibility to use the coupling $H\gamma\gamma$ for our study. At the LHC the SM background is dominated by fragmentation processes where photons and mesons are produced in the hadronization of a jet, with the mesons being misidentified as a photon in the detector. Studies indicate that the understanding of the $h \rightarrow \gamma\gamma$ background prediction is improving, although it cannot be claimed that these backgrounds are well under control [30, 31]. At electron-positron colliders there is the additional possibility of

photon-photon collisions. This can be used to determine the $h\gamma\gamma$ coupling. At the Tesla photon collider assuming a $\gamma\gamma$ luminosity of 80 fb^{-1} and $m_h = 120 \text{ GeV}$ the product $\Gamma(h \rightarrow \gamma\gamma) \times B(h \rightarrow b\bar{b})$ can be measured with an statistical error of 1.8%. With an independent measurement of $B(h \rightarrow b\bar{b})$, the rate $\Gamma(h \rightarrow \gamma\gamma)$ can be determine within 2-3% [32].

The decay rate $\Gamma(h \rightarrow \gamma \gamma)$ is given by [33]:

$$\Gamma(h \rightarrow \gamma \gamma) = \frac{\alpha^2 g^2}{1024\pi^3} \frac{m_h^3}{m_W^2} \left| \sum_i A_i \right|^2 \quad (1)$$

where α is the fine structure constant, g is the $SU(2)$ gauge coupling constant, m_W is the W boson mass, and m_h is the Higgs boson mass. There is an amplitude A_i for each charged particle inside the loop, and depends on a loop function F whose form varies according to the spin of the particle in the loop.

In the MSSM we have the following contributions [33]:

$$A_W = C_W F_1(\tau_W) \quad (2)$$

$$A_f = N_C^f Q_f^2 C_f F_{1/2}(\tau_f) \quad (3)$$

$$A_{H^\pm} = C_{H^\pm} \frac{M_W^2}{M_{H^\pm}^2} F_0(\tau_{H^\pm}) \quad (4)$$

$$A_{\tilde{f}} = N_C^f Q_{\tilde{f}}^2 C_{\tilde{f}} F_0(\tau_{\tilde{f}}) \quad (5)$$

$$A_{\tilde{\chi}^\pm} = C_{\tilde{\chi}^\pm} \frac{M_W^2}{M_{\tilde{\chi}^\pm}^2} F_{1/2}(\tau_{\tilde{\chi}^\pm}) \quad (6)$$

where A_W , A_f , A_{H^\pm} , $A_{\tilde{f}}$, $A_{\tilde{\chi}^\pm}$ are the amplitudes for the contributions with W bosons, fermions, charged Higgs, sfermions, and charginos inside the loop, respectively. The parameter $\tau_i = 4m_i^2/m_h^2$, where m_i is the mass of the particle inside the loop, and m_h is the Higgs mass. N_C^f is the number of colors, with $N_C = 3$ for quarks and squarks, while $N_C = 1$ for leptons and sleptons, and Q_f is the electric charge of the fermion f . The couplings of the lightest Higgs to the internal particles are given by:

$$C_{f=u,c,t} = \frac{\cos \alpha}{\sin \beta} \quad (7)$$

$$C_{f=d,s,b,e,\mu,\tau} = -\frac{\sin \alpha}{\cos \beta} \quad (8)$$

$$C_{H^\pm} = \sin(\beta - \alpha) + \frac{\cos 2\beta \sin(\alpha + \beta)}{2\cos^2 \theta_W} \quad (9)$$

$$C_W = \sin(\beta - \alpha) \quad (10)$$

$$C_{\tilde{f}_{L,R}} = \frac{m_f^2}{m_Z^2} C_f \mp (I_f - Q_f \sin^2 \theta_W) \sin(\beta + \alpha) \quad (11)$$

$$C_{\tilde{\chi}_i^\pm} = 2(S_{ii} \cos \alpha - Q_{ii} \sin \alpha) \quad (12)$$

with $S_{ij} = U_{i1}V_{j2}/\sqrt{2}$ and $Q_{ij} = U_{i2}V_{j1}/\sqrt{2}$. The matrices U and V are the matrices which diagonalize the chargino mass matrix. The loop functions F_0 , $F_{1/2}$ and F_1 can be found in [33].

In the case of split supersymmetry the only relevant contributions to the decays into two photons are the contributions with W , fermions, and charginos inside the loops. In addition, the fermions and W boson interactions are SM-like, giving contributions which are equal in both models. Therefore, the chargino contribution will determinate the difference between the decays into two photons in the SM and split SUSY.

III. RESULTS

In order to quantify the difference between the decay rate of the SM Higgs and the lightest Higgs into two photons in split supersymmetry we define the following quantity:

$$\delta = \frac{\Gamma^{Split}(h^0 \rightarrow \gamma\gamma) - \Gamma(h^{SM} \rightarrow \gamma\gamma)}{\Gamma(h^{SM} \rightarrow \gamma\gamma)} \quad (13)$$

We calculate using the above formulas in the case of split supersymmetry for different values of the relevant parameters, which are the Higgs mass, the higgsino mass parameter μ , the $SU(2)$ gaugino mass M_2 , and $\tan\beta$.

In Figure 1 we see how this quantity changes as a function of the parameter μ , for given values of M_2 and $\tan\beta$. Note that it is possible to achieve differences up to 6% when the chargino contribution is large. As this difference is achieved, the branching ratio of the decay into two photons is of the order of 10^{-3} , large enough to be determined with good precision at the LHC. We impose the experimental bound $m_{\tilde{\chi}_1^\pm} > 103$ GeV, which limits the curves at low values of μ . As the magnitude of the parameter μ increases the chargino masses increase also, the heavier faster than the lightest. In general, larger chargino masses produce smaller contributions to $h \rightarrow \gamma\gamma$ and thus the parameter δ decreases. For a similar reason, curves defined by larger values of the gaugino mass M_2 have smaller δ . These curves are defined by $M_2 = 150$ GeV (red crosses), $M_2 = 200$ GeV (blue x's), and $M_2 = 250$ GeV (green circles). Two different values of $\tan\beta$ are considered in this figure, $\tan\beta = 10$ and 50 with the smaller value giving larger δ . Another interesting point to notice in this figure is the correlation between the sign of μ (actually, the sign of μM_2 since we work with $M_2 > 0$) and the sign of δ .

In Fig. 2 we show the variation of δ as a function of M_2 for $\tan\beta = 10$ and $\mu = 150, 250, \text{ and } 350$ GeV. It is clear that when M_2 is increased our quantity decreases since the chargino contributions are less important, due to their larger mass. The three curves are limited at low M_2

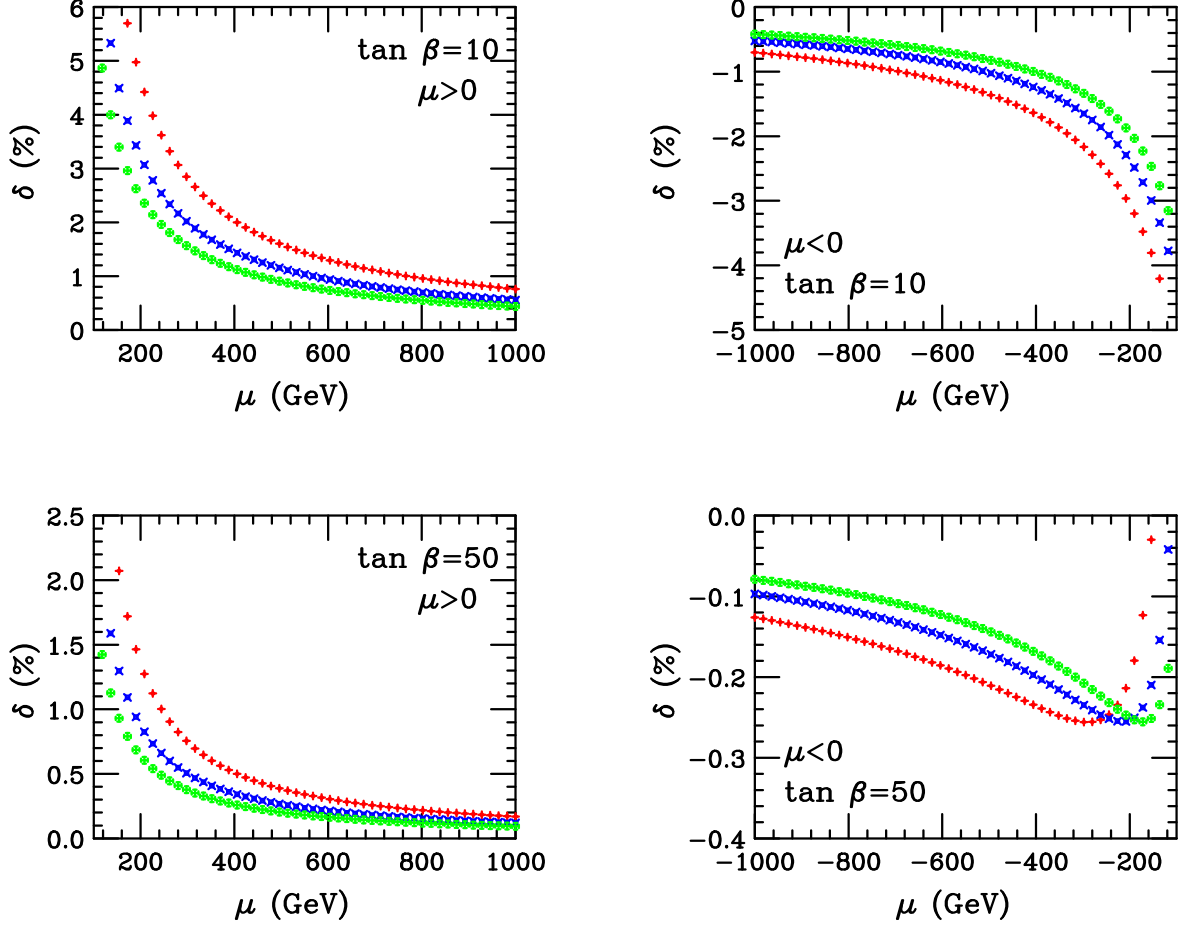


FIG. 1: Relative difference δ between $\Gamma(h \rightarrow \gamma\gamma)$ in the SM and in split supersymmetry as a function of μ for different values of $\tan\beta$ and M_2 . Red crosses correspond to $M_2 = 150$ GeV, blue x's to $M_2 = 200$ GeV, and green circles to $M_2 = 250$ GeV. We consider $m_h = 120$ GeV.

by the experimental lower bound on the chargino mass described before. At the other extreme ($M_2 = 300$ GeV) the light chargino mass is given by 133, 213, and 262 GeV for $\mu = 150$, 250, and 350 GeV, respectively. Despite these large chargino masses, δ remains above 1% in the whole parameter space shown in the figure.

In Fig. 3 we have the dependence of δ on $\tan\beta$, and plot three curves with increasing values of μ and M_2 , as indicated in the figure. In all cases δ decreases with $\tan\beta$ from several percent at low values to less than 1-2% at large values.

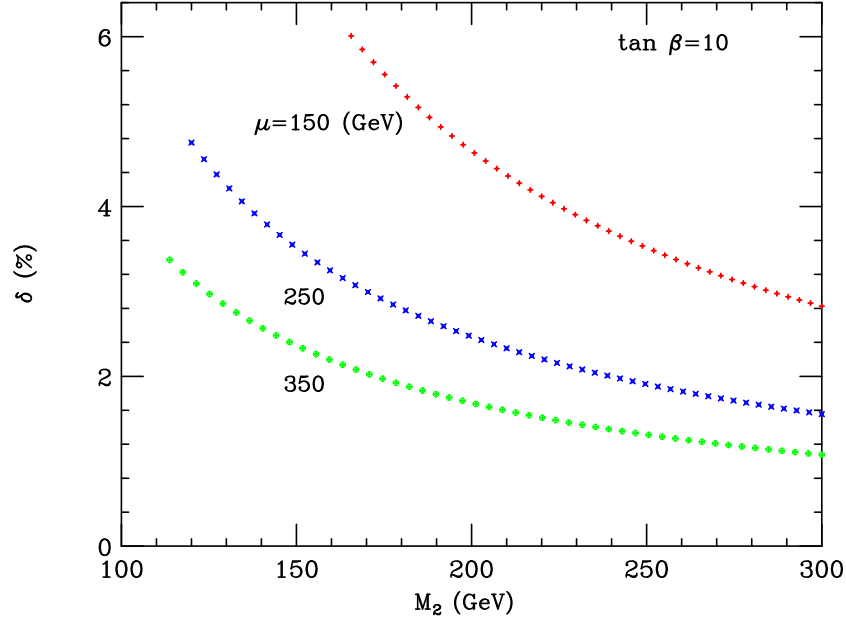


FIG. 2: Relative difference δ between $\Gamma(h \rightarrow \gamma\gamma)$ in the SM and in split supersymmetry as a function of M_2 , for $\tan\beta = 10$ and different values of μ . We consider $m_h = 120$ GeV.

IV. SUMMARY

We have investigated the possibility to distinguish between the standard model Higgs and lightest Higgs in Split supersymmetry. We point out that the best way to distinguish between the two Higgses is through the decay into two photons. We show several numerical examples where we appreciate large differences, which can reach several percent, between the predictions for $\Gamma(h \rightarrow \gamma\gamma)$ in the two models, making possible the discrimination.

Acknowledgments

The work of P.F.P. and M.A.D. have been supported by CONICYT/FONDECYT under contract N^0 3050068 and N^0 1040384, respectively.

-
- [1] N. Arkani-Hamed and S. Dimopoulos, arXiv:hep-th/0405159.
 - [2] G. F. Giudice and A. Romanino, Nucl. Phys. B **699** (2004) 65 [arXiv:hep-ph/0406088].
 - [3] N. Arkani-Hamed, S. Dimopoulos, G. F. Giudice and A. Romanino, arXiv:hep-ph/0409232.
 - [4] A. Arvanitaki, C. Davis, P. W. Graham and J. G. Wacker, arXiv:hep-ph/0406034.
 - [5] A. Pierce, Phys. Rev. D **70** (2004) 075006 [arXiv:hep-ph/0406144].

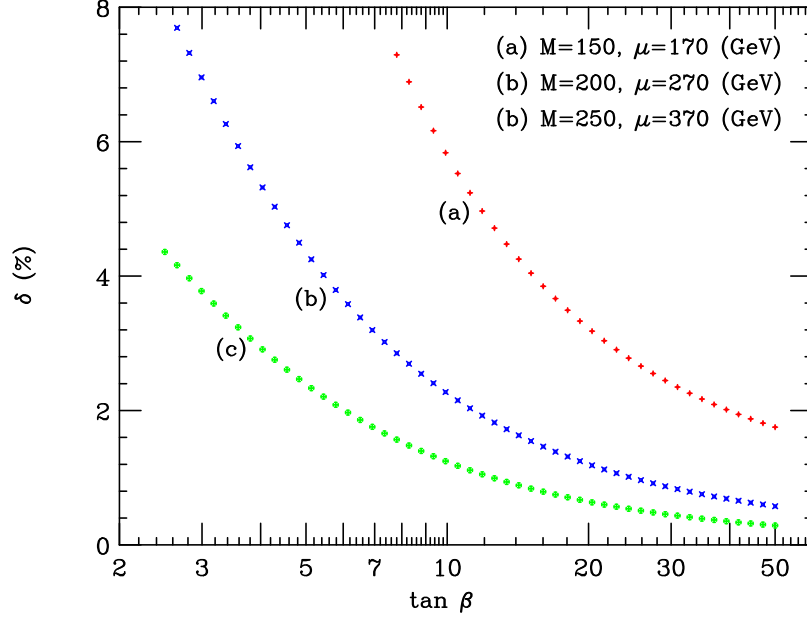


FIG. 3: Relative difference δ between $\Gamma(h \rightarrow \gamma\gamma)$ in the SM and in split supersymmetry as a function of $\tan\beta$ for different values of μ and M_2 . We consider $m_h = 120$ GeV.

- [6] S. h. Zhu, Phys. Lett. B **604** (2004) 207 [arXiv:hep-ph/0407072].
- [7] B. Mukhopadhyaya and S. SenGupta, arXiv:hep-th/0407225.
- [8] R. Mahbubani, arXiv:hep-ph/0408096
- [9] M. Binger, arXiv:hep-ph/0408240.
- [10] J. L. Hewett, B. Lillie, M. Masip and T. G. Rizzo, JHEP **0409** (2004) 070 [arXiv:hep-ph/0408248].
- [11] L. Anchordoqui, H. Goldberg and C. Nunez, arXiv:hep-ph/0408284.
- [12] I. Antoniadis and S. Dimopoulos, arXiv:hep-th/0411032.
- [13] B. Bajc and G. Senjanovic, arXiv:hep-ph/0411193.
- [14] B. Kors and P. Nath, arXiv:hep-th/0411201.
- [15] E. J. Chun and S. C. Park, arXiv:hep-ph/0410242.
- [16] H. M. Georgi, S. L. Glashow, M. E. Machacek and D. V. Nanopoulos, Phys. Rev. Lett. **40** (1978) 692.
- [17] F. Wilczek, Phys. Rev. Lett. **39** (1977) 1304.
- [18] R. N. Cahn, M. S. Chanowitz and N. Fleishon, Phys. Lett. B **82** (1979) 113.
- [19] L. Bergstrom and G. Hulth, Nucl. Phys. B **259** (1985) 137 [Erratum-ibid. B **276** (1986) 744].
- [20] J. R. Ellis, M. K. Gaillard and D. V. Nanopoulos, Nucl. Phys. B **106** (1976) 292.
- [21] M. A. Shifman, A. I. Vainshtein, M. B. Voloshin and V. I. Zakharov, Sov. J. Nucl. Phys. **30** (1979) 711 [Yad. Fiz. **30** (1979) 1368].
- [22] A. Djouadi, V. Driesen, W. Hollik and J. I. Illana, Eur. Phys. J. C **1** (1998) 149 [arXiv:hep-ph/9612362].
- [23] A. G. Akeroyd and M. A. Diaz, Phys. Rev. D **67** (2003) 095007 [arXiv:hep-ph/0301203].
- [24] A. G. Akeroyd, M. A. Diaz and F. J. Pacheco, Phys. Rev. D **70** (2004) 075002 [arXiv:hep-ph/0312231].

- [25] K. S. Babu and C. F. Kolda, Phys. Lett. B **451** (1999) 77 [arXiv:hep-ph/9811308].
- [26] J. Guasch, W. Hollik and S. Penaranda, Phys. Lett. B **515** (2001) 367 [arXiv:hep-ph/0106027].
- [27] M. Carena, H. E. Haber, H. E. Logan and S. Mrenna, Phys. Rev. D **65** (2002) 055005 [Erratum-ibid. D **65** (2002) 099902] [arXiv:hep-ph/0106116].
- [28] H. E. Haber, Nucl. Phys. Proc. Suppl. **116** (2003) 291 [arXiv:hep-ph/0212010].
- [29] M. Dubinin, H. J. Schreiber and A. Vologdin, Eur. Phys. J. C **30** (2003) 337 [arXiv:hep-ph/0302250].
- [30] Z. Bern, L. J. Dixon and C. Schmidt, Phys. Rev. D **66** (2002) 074018 [arXiv:hep-ph/0206194].
- [31] L. S. Group *et al.*, arXiv:hep-ph/0410364.
- [32] D. Asner, B. Grzadkowski, J. F. Gunion, H. E. Logan, V. Martin, M. Schmitt and M. M. Velasco, arXiv:hep-ph/0208219.
- [33] J. F. Gunion et al, Higgs Hunter's Guide.