

# CONFINEMENT AND FAT-CENTER-VORTICES MODEL

SEDIGHEH DELDAR

*Department of Physics, University of Tehran*

*E-mail:sdeldar@khayam.ut.ac.ir*

In this paper I review shortly potentials obtained for SU(2), SU(3) and SU(4) static sources from fat-center-vortices model. Results confirm the confinement of quarks in all three gauge groups. Proportionality of string tensions with flux tube counting is better than Casimir scaling especially for SU(4).

## 1 Introduction

Today there is no doubt about the confinement of quarks which claims that quarks are not free in the nature and all we see are in color singlet states. In other words the potential between quarks is linear and increases with distance

$$V(r) = -\frac{A}{r} + Kr + c \quad (1)$$

where the first term is Coulombic and  $K$  is the coefficient of the linear part of the potential and is called string tension. Many numerical calculations in SU(2), SU(3) and SU(4) for fundamental and higher representations <sup>1,2</sup> confirm the confinement of quarks in QCD. Also there are some phenomenological models which explain the confinement in terms of gauge field configurations included instantons, merons, abelian monopoles and center vortices. QCD vacuum is assumed to be constructed from these gauge field configurations. In this paper I review very shortly fat center vortices model and take a look at the results obtained using this model for SU(2) <sup>3</sup>, SU(3) <sup>4</sup> and SU(4) <sup>5</sup>. I discuss about "Casimir scaling" and flux tube counting, the two possible candidates for explaining the behavior of string tension of quarks in higher representations at intermediate distances.

## 2 Fat-center Vortices model

The center vortex theory was introduced by t'Hooft <sup>6</sup> in the late 1970's. The theory is able to explain quark confinement by describing the interaction between a center vortex - which is indeed a topological field configuration - and a Wilson loop. Potential between two quarks can be measured by studying the Wilson loop at large  $T$ :

$$W(R, t) \simeq \exp^{-V(R)T} \quad (2)$$

$W(R, T)$  is the Wilson loop as a function of  $R$ , the spatial separation of quarks, and the propagation time  $T$ , and  $V(R)$  is the gauge field energy associated with the static quark-antiquark source. Briefly, the vortex theory states that the area law falloff for large  $T$  of Wilson loop is due to fluctuations in the number of center vortices linking the loop. Potential between adjoint quarks is zero at large distances. This is because adjoint quarks are screened by gluons at this distance. Therefore center vortices do not have any effect on the Wilson loop of higher representations. But before the onset of screening there exists a region where the potential between two sources is linear. Fat center vortices introduced by Greensite *et al.* <sup>3</sup> has been able to predict this linearity of the potential for all representations. Based on this model the vortex is thick enough such that its core somewhere overlaps the perimeter of the Wilson loop. More details about this improved vortex theory can be found in the paper of reference <sup>3</sup>. Here I only introduce the Wilson loop obtained from this model and discuss results for SU(2), SU(3) and SU(4) quarks.

The average Wilson loop is given by:

$$\langle W(C) \rangle = \prod_x \left\{ 1 - \sum_{n=1}^{N-1} f_n (1 - \text{Re} \mathcal{G}_r[\vec{\alpha}_C^n(x)]) \right\}, \quad (3)$$

$x$  is the location of the center of the vortex and  $A$  is the area of the loop  $C$  and  $\mathcal{G}_r$  is:

$$\mathcal{G}_r[\vec{\alpha}] = \frac{1}{d_r} \text{Tr} \exp[i\vec{\alpha} \cdot \vec{H}]. \quad (4)$$

where  $d_r$  is the dimension of the representation and  $\{H_i, i = 1, 2, \dots, N-1\}$  are generators of the group.  $f$  is the probability that any given unit is pierced by a vortex and depends on what fraction of the vortex core is enclosed by the Wilson loop. It also depends on the shape of the loop and the position of the center of the vortex in the plane of loop  $C$  relative to the perimeter.  $\alpha_R(x)$ , the flux distribution of the

vortex can be chosen in such a way that a good physical behavior for the potential is achieved. Examples for SU(3) gauge group can be found in reference <sup>4</sup>. The physical flux distribution leads to confinement of sources at intermediate distances and screening at large distances for zero n-laity representations.

### 3 Results and discussion

Figure 1 shows the potential versus distance for SU(2) quarks in the fundamental and representations with  $j = 1$  and  $j = \frac{3}{2}$  <sup>3</sup>. As seen from the plot, at large distances adjoint quarks are screened and potential for quarks in the  $j = \frac{3}{2}$  representation gets the same slop as that of the fundamental representation. This is because as the distance between quarks increases a pair of quarks in the adjoint representation (gluon-antigluon) pops out of the vacuum and makes a pair of gluon-antigluon with initial adjoint quark-antiquark (gluon-antigluon) such that the initial sources are not able to see each other (screened) and the force between them is zero. For quarks in representation  $\frac{3}{2}$  the gluon-antigluon pair which is created from the vacuum, interacts with the initial sources and the result is a pair of quark-antiquark in the fundamental representation. That is why the slop of the potential changes to the slop of that of the fundamental representation. This behavior is seen for SU(3) <sup>4</sup> and SU(4) <sup>5</sup> sources as well. Figure 2 shows the potential versus R for representations 6, 8, 10, 15-symmetric, 15-antisymmetric and 27 in SU(3). At large distances, the force between quarks of zero-triality representations, 8, 10 and 27, is zero and for non zero triality representations, 6, 15a and 15s, potentials get parallel to that of the fundamental representation. Also for SU(4), figure 3, quarks in representations 15 and 35 are screened and non-zero 4-ality representations, 6, 10 and 20, become parallel to either representation 6 or 10. More details are available in reference <sup>5</sup>. On the other hand at intermediate distances for all sources in all representations for all three gauge groups, there exists a linear potential. The string tension which is the coefficient of the linear term of the potential has an interesting property. Numerical calculations <sup>2</sup> show that the string tension is proportional to the quadratic operator of the representation which is called Casimir scaling <sup>7</sup>. On the other hand it seems that the string tension is also proportion to the number of fundamental tubes

embedded into the higher representation. This idea is called flux tube counting <sup>8</sup>. Our recent results especially for static sources in SU(4) agree better with flux tube counting than Casimir scaling. Tables 1 and 2 show the results in SU(3) and SU(4), respectively. In each table, the first row indicates the representation. In the second row the number of original quarks and anti-quarks, (n,m), anticipated in each representation is shown. The ratio of Casimir scaling of each representation to the fundamental representation and the ratio of string tensions are given in the third and fourth row, respectively. The last row of each table indicates the number of fundamental fluxes exists in each representation. The agreement between the ratio of string tensions with both Casimir scaling and flux tube counting is qualitative but as seen from tables this agreement is better with flux tube counting than Casimir scaling, especially for SU(4).

Table 1. This table shows Casimir numbers ratios, number of flux tubes and string tensions ratios for SU(3) gauge group. Compare to Casimir scaling, a better agreement between string tensions and flux tube counting is observed, especially for higher representations.

Repn.	3(fund.)	8	6	15a	10	27	15s
(n, m)	(1, 0)	(1, 1)	(2, 0)	(2, 1)	(3, 0)	(2, 2)	(4, 0)
$c_r/c_f$	1	2.25	2.5	4	4.5	6.	7
fund. fluxes	1	2	2	3	3	4	4
$k_r/k_f$	1	2.02	2.21	3.1	3.4	3.8	5.6

Table 2. The same as Table 1 but for quarks in SU(4).

Repn.	4(fund.)	6	15(adj.)	10	20	35
(n, m)	(1, 0)	(2, 0)	(1, 1)	(2, 0)	(3, 0)	(4, 0)
$c_r/c_f$	1	1.33	2.13	2.4	4.2	6.4
fund. fluxes	1	2	2	2	3	4
$k_r/k_f$	1	1.51	1.56	1.76	2.31	2.66

### Acknowledgments

I would like to thank University of Tehran Research Council for support of this work.

## References

1. C. Bernard, *Phys. Lett. B* **108**, 431 (1982) and *Nucl. Phys. B* **219**, 341 (1983), J. Ambjorn , P. Olesen, and C. Peterson, *Nucl. Phys. B* **240**, 189 (1984), C. Michael, *Nucl. Phys. B* **259**, 58 (1985), G. Poulis and H. Trottier, *Phys. Lett. B* **400**, 358 (1997), S. Ohta, M. Wingate, *Nucl. Phys. B* **83**, 381 (2000).
2. G. Bali, *Phys. Rev. D* **62**, 114503 (2000), S. Deldar, *Phys. Rev. D* **62**, 034509 (2000).
3. M. Faber, J. Greensite, S. Olejnik, *Phys. Rev. D* **57**, 2603 (1998).
4. S. Deldar, *JHEP* **01**, 013 (2001).
5. S. Deldar, S. Rafibaksh, hep-ph/0411184.
6. G. 't Hooft, *Nucl. Phys. B* **153**, 141 (1979).
7. J. Ambjorn, P. Olesen, C. Peterson, *Nucl. Phys. B* **240**, 533 (1984).
8. G. S. Bali, *Phys. Rept.* **343**, 1 (2001), A. Armoni, M. Shifman, *Nucl. Phys. B* **67**, 671 (2003).

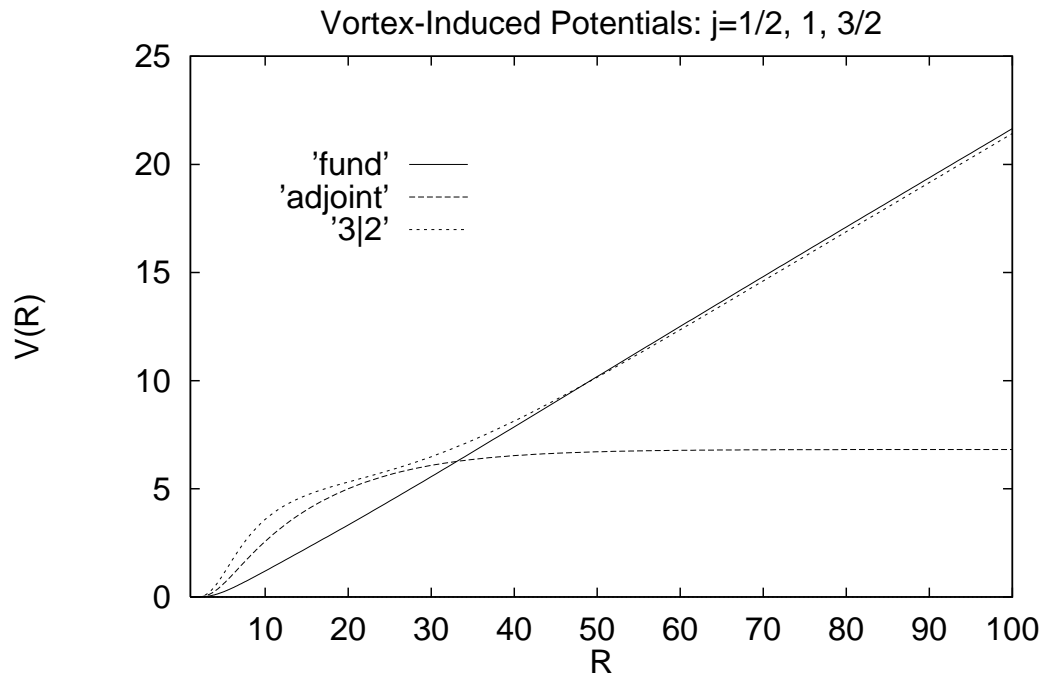


Figure 1. Interquark potential  $V(R)$  induced by center vortices for quarks in the  $j = \frac{1}{2}, 1, \frac{3}{2}$  representations.

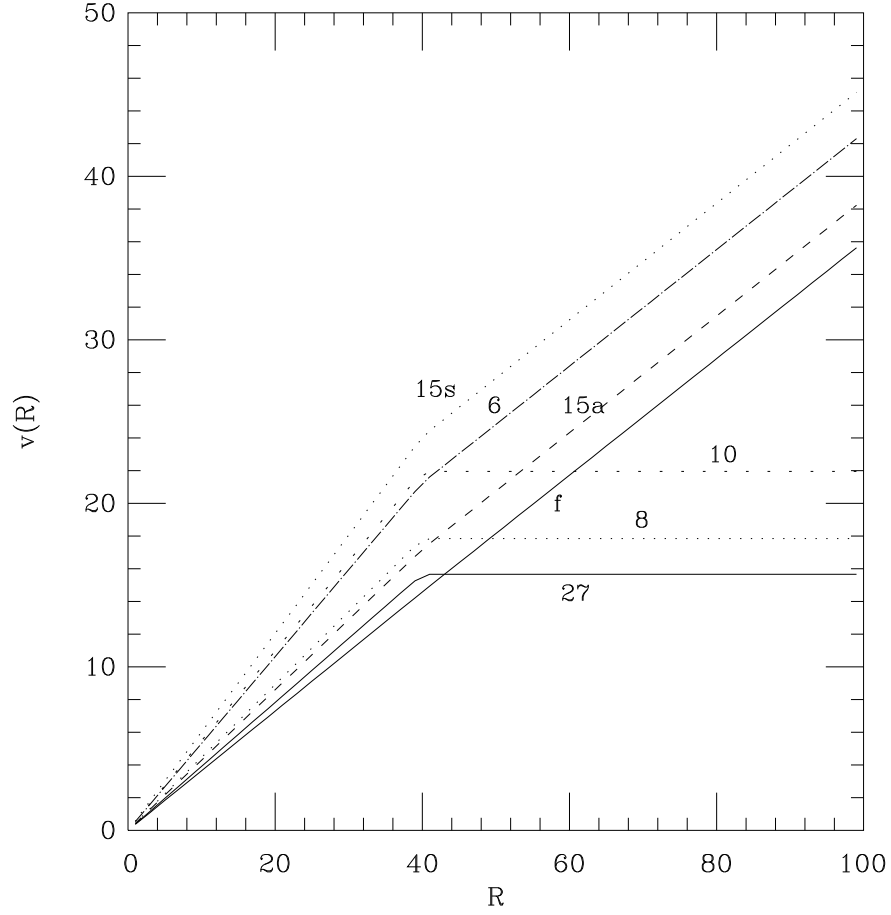


Figure 2. Potentials between static sources of SU(3). Zero triality representations , 8, 27 and 10 are screened at large distances and others become parallel to that of the fundamental representation. At intermediate distances  $R \in [3, 5]$  , the quark potentials are linear for all representations.

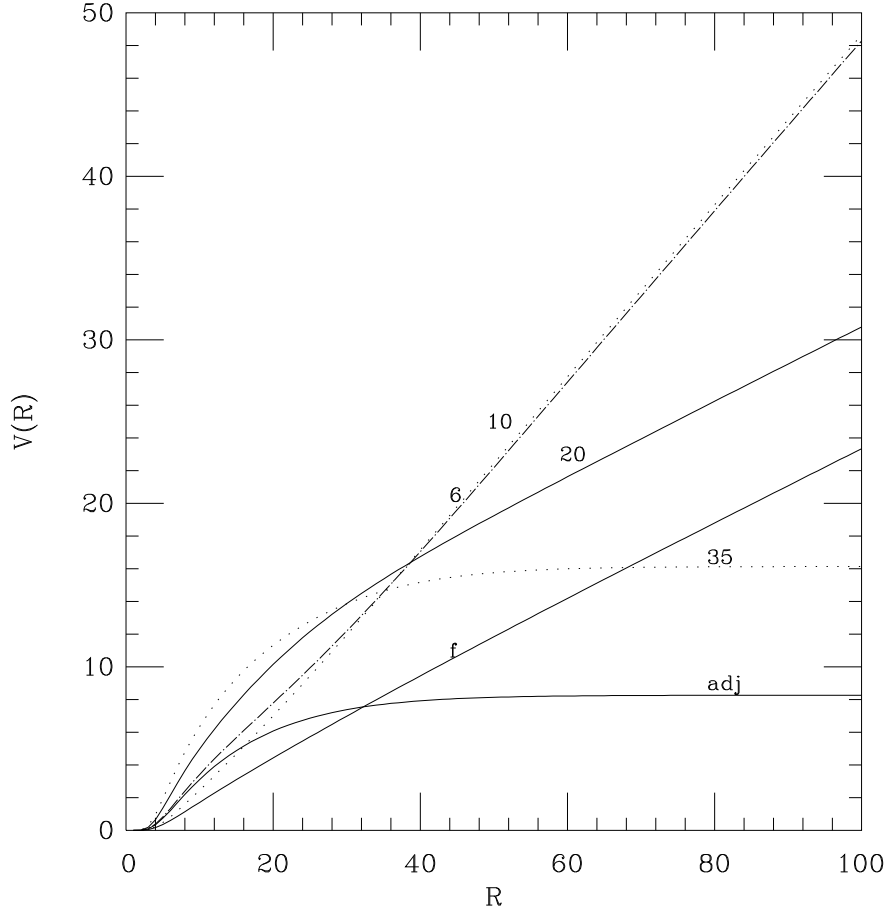


Figure 3. Potentials of static SU(4) sources. At large distances, representations 15(adj) and 35 are screened; representation 20 gets the same slope as fundamental representation and representation 10 is paralleled to representation 6. String tensions at intermediate distances are qualitatively in agreement with the number of fundamental flux tubes.