

# Transition from Baryonic to Mesonic Freeze-Out.

J. Cleymans,

*UCT-CERN Research Centre and Department of Physics,  
University of Cape Town, Rondebosch 7701, South Africa*

H. Oeschler,

*Institut für Kernphysik, Technische Universität Darmstadt, D-64289 Darmstadt,  
Germany*

K. Redlich,

*Institute of Theoretical Physics, University of Wrocław, Pl-45204 Wrocław, Poland*

S. Wheaton

*UCT-CERN Research Centre and Department of Physics,  
University of Cape Town, Rondebosch 7701, South Africa*

---

## Abstract

The recently discovered sharp peak in the  $K^+/\pi^+$  ratio is discussed in the framework of the statistical model. In this model a rapid change is expected as the hadronic gas undergoes a transition from a baryon-dominated to a meson-dominated gas. The transition occurs at  $\sqrt{s_{NN}} = 8.16$  GeV, temperature  $T = 140$  MeV and baryon chemical potential  $\mu_B = 410$  MeV. The maximum in the  $\Lambda/\pi$  ratio is well reproduced by the statistical model, but the change in the  $K^+/\pi^+$  ratio is much less pronounced than the one observed by the NA49 collaboration. Further experimental tests are proposed to clarify the nature of the transition. In particular, the maxima expected in the statistical model for the  $\Xi^-/\pi^+$  and  $(\Omega + \bar{\Omega})/\pi^+$  ratios occur at slightly higher beam energies than the maxima for the  $\Lambda/\pi$  and  $K^+/\pi^+$  ratios.

---

The NA49 Collaboration has recently performed a series of measurements of Pb-Pb collisions at 20, 30, 40, 80 and 158 AGeV beam energies [1–3]. When these results are combined with measurements at lower beam energies from the AGS [4–9] they reveal an unusually sharp variation in the  $\Lambda/\langle\pi\rangle$ , with

$\langle\pi\rangle \equiv 3/2(\pi^+ + \pi^-)$ , and the  $K^+/\pi^+$  ratios with beam energy. Such a strong variation with energy does not occur in  $p-p$  collisions and therefore indicates a major difference with heavy-ion collisions. This transition has been referred to in Ref. [1] as the “horn”. A strong variation with energy of the  $\Lambda/\langle\pi\rangle$  ratio has been predicted on the basis of a model for the deconfinement phase transition [10]. It has also been suggested recently in Ref. [11] that this is a signal of the special critical point of the QCD phase diagram [12–14] at high baryon density. It has also been shown that the quark number susceptibilities show a very sharp peak at the critical temperature for large values of the baryon chemical potential [15]. In this paper we explore another, less spectacular, possibility for the origin of the horn, namely as being due to the transition from a baryon-dominated to a meson-dominated hadronic gas.

In the statistical model a steep rise at low energies and a subsequent flattening off leading to a mild maximum in the  $K^+/\pi^+$  ratio, has been predicted many years ago [16–18]. The sharpness of the peak observed experimentally therefore comes as a surprise. On the other hand, a sharp peak in the  $\Lambda/\langle\pi\rangle$  ratio was predicted by the statistical model [18] and is in good agreement with the data. While the statistical model cannot explain the sharpness of the peak in the  $K^+/\pi^+$  ratio, there are nevertheless several phenomena, giving rise to the rapid change, which warrant a closer look at the model. In Fig. 1 we show the net baryon density calculated along the chemical freeze-out curve [20] as a function of  $\sqrt{s_{NN}}$ . This curve shows a clear maximum with the net baryon density decreasing rapidly towards higher energies. Also shown is the corresponding curve where freeze-out is assumed to be at a constant total baryon plus anti-baryon density. This curve shows a decrease towards high energies but no peak. This freeze-out criterium does not fit the low energy data and will therefore not be considered further. The strong decrease in the net baryon density is due to the fact that low energies are characterized by a very low multiplicity of mesons and, correspondingly, a very large baryon-to-meson ratio. As a consequence, the baryon chemical potential is also very large. As the beam energy is increased, meson production increases and the baryon chemical potential decreases. The line denoting the transition from a baryon-dominated to a meson-dominated hadron gas is shown in Fig. 2. The number of strange baryons produced will follow the net baryon density since a large baryon chemical potential will also enhance the number of hyperons. To get a precise estimate of the statistical parameters in the transition region we show in Fig. 3 the entropy density as a function of beam energy following the freeze-out curve given in [20]. The cross-over occurs at a temperature of  $T = 140$  MeV, when the baryon chemical potential equals  $\mu_B = 410$  MeV and the corresponding invariant energy is given by  $\sqrt{s_{NN}} = 8.16$  GeV. The corresponding  $K^+/\pi^+$  ratio is shown in Fig. 4. As is well-known [19,22], the statistical model description leads to a mild maximum in this ratio which does not reproduce the so-called “horn” observed by the NA49 collaboration [1]. The deviations between the statistical model and the measured  $K^+/\pi^+$  ratio

at the highest SPS energy have been interpreted as a lack of full chemical equilibrium in the strangeness sector, leading to a strangeness suppression factor,  $\gamma_s$ , deviating from its equilibrium value by about thirty percent. Detailed fits using the statistical model in the region of the “horn” show rapid variations in the strangeness suppression factor  $\gamma_s$  [23] which do not lend themselves to any interpretation. There is no corresponding peak in the  $K^-/\pi^-$  ratio because the production of  $K^-$  is not tied to that of baryons. As the relative number of baryons decreases with increasing energy, there is no corresponding decrease in the number of  $K^-$  as is the case with  $K^+$  as these must be balanced by strange baryons.

It is worth noting that the maxima in the ratios for multi-strange baryons occur at ever higher beam energies. This can be seen clearly in Fig. 5 for the  $\Xi^-/\pi^+$  ratio which peaks at a higher value of the beam energy. The ratio  $(\Omega + \bar{\Omega})/\pi^+$  is very smooth and does not show a clear maximum, as can be seen in Fig. 5. It reaches its largest values at a slightly higher beam energy than any of the other ratios. This behavior is due to a combination of the facts that strangeness has to be balanced, the baryon chemical potential decreases rapidly and the multi-strange baryons have successively higher thresholds.

It is to be expected that if these maxima do not all occur at the same temperature, i.e. at the same beam energy, then the case for a phase transition does not seem to be very strong.

In conclusion, while the statistical model cannot explain the sharpness of the peak in the  $K^+/\pi^+$  ratio, its position corresponds precisely to a transition from a baryon-dominated to a meson-dominated hadronic gas. This transition occurs at a temperature  $T = 140$  MeV, a baryon chemical potential  $\mu_B = 410$  MeV and an energy  $\sqrt{s_{NN}} = 8.16$  GeV. In the statistical model this transition leads to a sharp peak in the  $\Lambda/\langle\pi\rangle$  ratio, and to moderate peaks in the  $K^+/\pi^+$ ,  $\Xi^-/\pi^+$  and  $(\Omega + \bar{\Omega})/\pi^+$  ratios. Furthermore, these peaks are at slightly different energies in the statistical model. The statistical model predicts that the maxima in the  $\Lambda/\langle\pi\rangle$ ,  $\Xi^-/\pi^+$  and  $(\Omega + \bar{\Omega})/\pi^+$  occur at increasing beam energies. If the transition were associated with a genuine phase transition we would expect these transitions to all occur at the same beam energy.

## Acknowledgments

We thank C. Blume for his help with the NA49 data. We acknowledge the support of the German Bundesministerium für Bildung und Forschung (BMBF), the Polish State Committee for Scientific Research (KBN) grant 2P03 (06925), the National Research Foundation (NRF, Pretoria) and the URC of the Uni-

versity of Cape Town.

## References

- [1] M. Gaździcki, (NA49 Collaboration), J. Phys. G: Nucl. Part. Phys. **30** (2004) S701.
- [2] S.V. Afanasiev et al., (NA49 Collaboration), Phys. Rev. **C66** (2002) 054902.
- [3] T. Anticic et al., Phys. Rev. Lett. **93** (2004) 022302; C. Blume et al., SQM04 Proceedings, to appear in J. Phys. G.
- [4] L. Ahle et al., (E802 Collaboration), Phys. Rev. **C57** (1998) 466.
- [5] L. Ahle et al., (E802 Collaboration), Phys. Rev. **C60** (1999) 044904 and 064901.
- [6] L. Ahle et al., (E866/E917 Collaboration), Phys. Lett. **B490** (2000) 53.
- [7] S. Albergo et al., Phys. Rev. Lett. **88** (2002) 062301.
- [8] S. Ahmad et al., Phys. Lett. **B381** (1996) 3.
- [9] J. Klay et al., (E895 Collaboration), Phys. Rev. **C68** (2003) 054905.
- [10] M. Gaździcki and M.I. Gorenstein, Acta Phys. Polonica B **30** (1999) 2705.
- [11] R. Stock, J. Phys. G: Nucl. Part. Phys. **30** (2004) S633.
- [12] M.G. Alford, K. Rajagopal and F. Wilczek, Phys. Lett. **B442** (1998) 247; Y.H. Atta and T. Ikeda, Phys. Rev. **D67** (2003) 014028.
- [13] Z. Fodor and S.D. Katz, J. High Energy Phys. JHEP03 (2002) 014; hep-lat/0402006.
- [14] F. Karsch, K. Redlich and A. Tawfik, Phys. Lett. B **571** (2003) 67.
- [15] R.V. Gavai and S.S. Gupta, Phys. Rev. D **68** (2003) 034506.
- [16] J. Cleymans, H. Oeschler and K. Redlich, Phys. Rev. **C59** (1999) 1663.
- [17] F. Becattini, J. Cleymans, A. Keränen, E. Suhonen, K. Redlich, Phys. Rev. **C64** (2001) 024901.
- [18] P. Braun-Munzinger, J. Cleymans, H. Oeschler, K. Redlich, Nucl. Phys. **A697** (2002) 902.
- [19] P. Braun-Munzinger, K. Redlich and J. Stachel, nucl-th/0304013.
- [20] J. Cleymans and K. Redlich, Phys. Rev. Lett. **81** (1998) 5284.
- [21] P. Braun-Munzinger, K. Redlich, J. Stachel, in *Quark-Gluon Plasma 3*, eds. R. Hwa and X.N. Wang.

- [22] F. Becattini, M. Gaździcki, A. Keränen, J. Manninen, R. Stock, Phys. Rev. **C69** (2004) 024905.
- [23] J. Manninen, F. Becattini, A. Keränen, M. Gaździcki, R. Stock, 20th Winter Workshop on Nuclear Dynamics, nucl-th/0405015.
- [24] S. Wheaton and J. Cleymans, THERMUS - A Thermal Model Package for ROOT, hep-ph/0407174.
- [25] C. Meurer et al., J. Phys. G **30** (2004) S14; S.V. Afanasiev et al., Phys. Lett. **B358** (2002) 275.
- [26] P. Chung et al., Phys. Rev. Lett. **91** (2003) 202301.
- [27] C. Alt et al., nucl-ex/0409004.

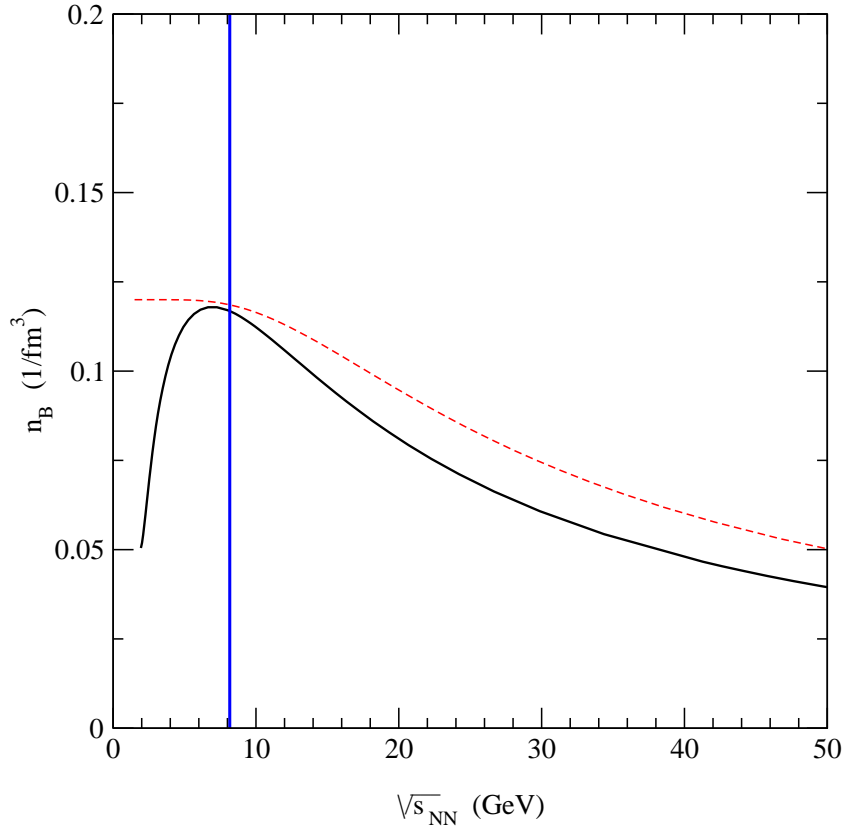


Fig. 1. The net baryon density as a function of  $\sqrt{s_{NN}}$  calculated along the chemical freeze-out curve [20] corresponding to  $E/N = 1$  GeV; also shown (dashed line) is the result for freeze-out corresponding to fixed baryon + anti-baryon density [21] of  $0.12/fm^3$ .

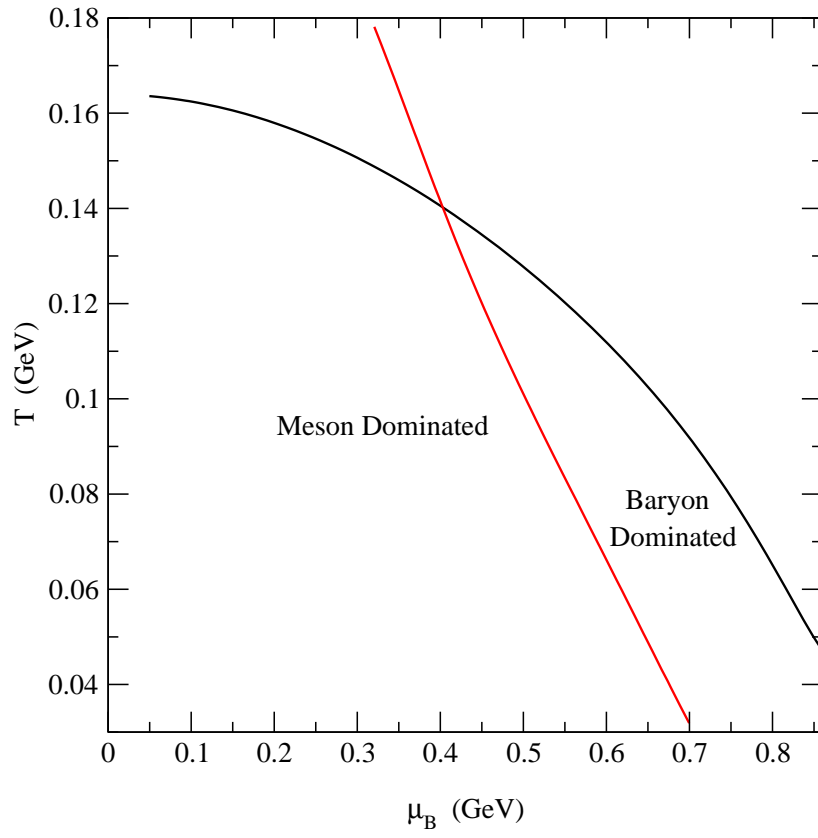


Fig. 2. The chemical freeze-out line [20] together with the regions where baryonic (or mesonic) contributions to the entropy density dominate. Calculated in the statistical model using THERMUS [24].

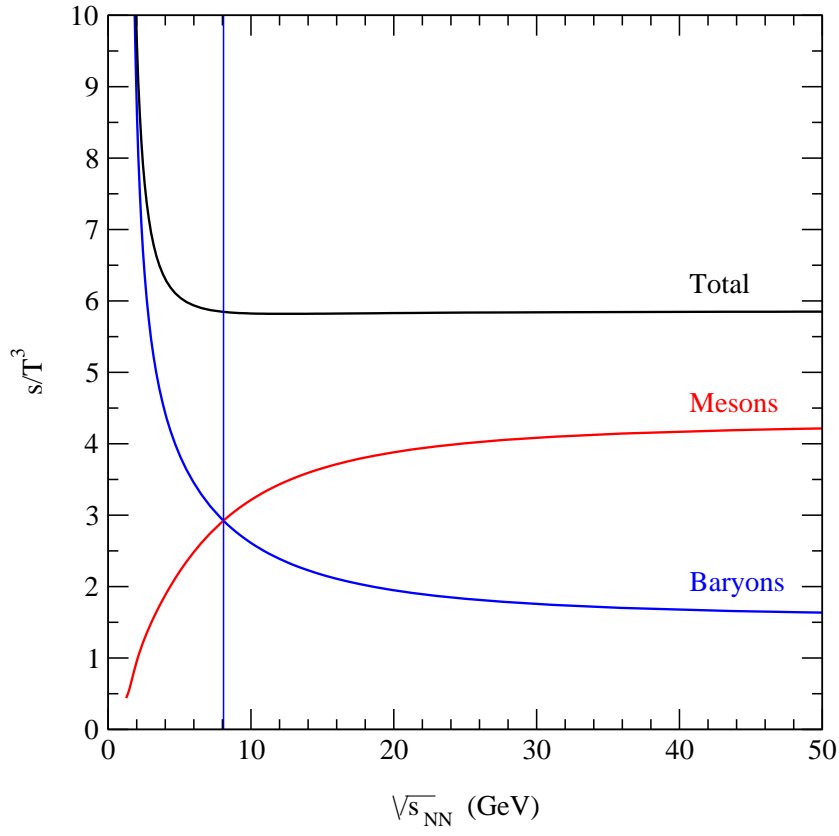


Fig. 3. The entropy density normalised to  $T^3$  as a function of the beam energy as calculated in the statistical model using THERMUS [24].



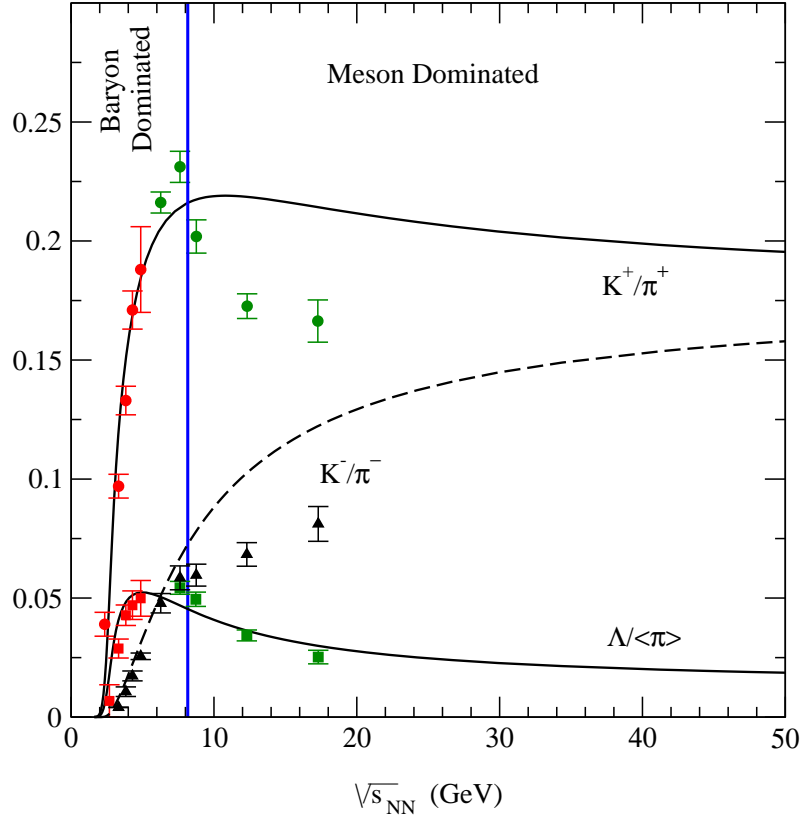


Fig. 4. The  $K^+/\pi^+$ ,  $K^-/\pi^-$  and  $\Lambda/\langle\pi\rangle$  ratios as a function of energy compared to the prediction of the statistical model calculated using THERMUS [24]. The data points are from Ref. [1–4,7,9].

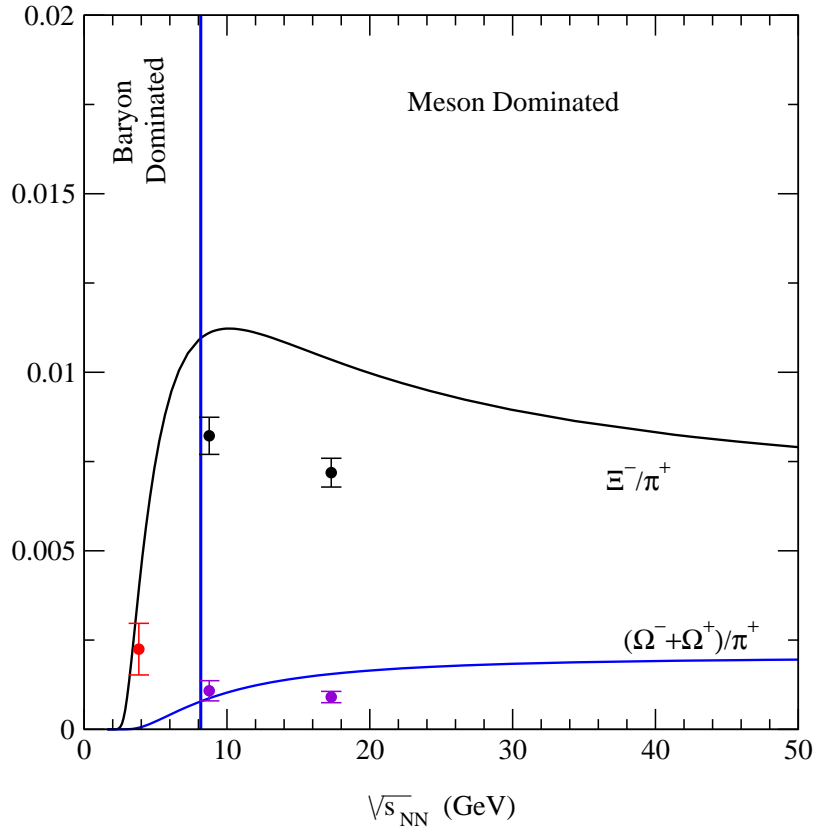


Fig. 5. The  $\Xi^-/\pi^+$  and  $(\Omega^- + \Omega^+)/\pi^+$  ratios as a function of beam energy calculated using THERMUS [24]. The data points are from Ref. [25–27].