

Gluonic contributions to the C SC color charge density are negligible

Andreas Gerhold

Institut für Theoretische Physik, Technische Universität Wien,
Wiedner Hauptstr. 8-10, A-1040 Vienna, Austria

It is shown that gluonic corrections to the tadpole diagrams vanish in the 2SC and CFL phases at the order where one might have expected NLO corrections. This implies that the gluonic part of the color charge density is negligible in these phases, at least for asymptotic densities. This statement remains true after inclusion of the gluon vertex correction and contributions from Nambu-Goldstone bosons.

PACS numbers: 12.38.Mh, 11.15.Ex

I. INTRODUCTION

It is well known that cold dense quark matter is a color superconductor [1]. At asymptotic densities, when the QCD coupling constant becomes small because of asymptotic freedom [2], calculations from first principles, using the QCD Lagrangian, should be possible. In BCS theory the superconductivity gap is $\Delta_{\text{BCS}} \propto \exp(-C/g^2)$, but it turns out that this result is modified in a color superconductor because of dynamical screening. Using renormalization group techniques, Son [3] showed that at leading order the color superconductivity gap is given by $\Delta_0 \propto b_0 g^{-5} \exp(-3/2g^2)$.

In nature color superconducting phases might exist in the interior of compact stars, if the density is sufficiently high. Depending on the chemical potential and the strange quark mass, different phases have been predicted, e.g. CFL [4], 2SC [5], CFL-K [6], g2SC [7], gCFL [8], LOFF [9]. Bulk matter in neutron stars has to be neutral with respect to color (and electric) charges. This neutrality condition plays an important role in the determination of the phase structure of cold dense quark matter. Most calculations at intermediate densities are based on NJL models, where color neutrality has to be imposed as an external condition [7, 8, 10, 11, 12]. In QCD, however, color neutrality is enforced automatically by the dynamics of the gluons [13, 14, 15]. The gluon field acquires a non-vanishing expectation value, which acts as an effective chemical potential for the color charge¹. This expectation value can be computed from the Yang-Mills equation [15],

$$\overline{A_0^a} \Big|_{A=A} = 0; \quad (1)$$

where $\overline{A_0^a}$ is the effective action, and A is the expectation value of the gluon field. On the other hand, A can be computed perturbatively from the tadpole diagram [13]

$$T_a = \overline{A_0^a} \Big|_{A=0} \quad (2)$$

by attaching an external gluon propagator. In the 2SC phase one finds [13]

$$T_a \Big|_{a=0} = \frac{2}{3} g^2 \log \frac{2}{2} \quad (3)$$

Electronic address: gerhold@hep.itp.tuwien.ac.at

¹ It has been speculated that a non-vanishing expectation value of the gluon field might also be a possibility to cure the chromomagnetic instability of the gapless color superconducting phases [16, 17].

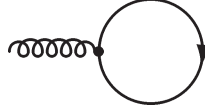


FIG . 1: Leading order tadpole diagram

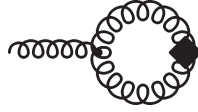


FIG . 2: Tadpole diagram with resummed gluon propagator

and [15]

$$A_a^0, \quad a_8 \frac{p}{6} \frac{2}{g^2} : \quad (4)$$

This result comes from the leading order diagram (Fig. (1)), which corresponds to the quark part of the color charge density,

$$a_{(q)} = \sum_{f=1}^{N_f} T^a_{0f} : \quad (5)$$

One might ask whether the gluons could also contribute to the charge density. In Ref. [11] it was argued that the gluonic contribution should vanish, since the gluonic part of the charge density

$$a_{(gl)} = f^{abc} A_i^b F_{i0}^c \quad (6)$$

contains the chromoelectric field strength, which vanishes in any (super-)conducting system. The aim of section II of this paper is to corroborate this argument by analyzing the tadpole diagram with a gluon loop (Fig. (2)). We will show that this diagram vanishes (within our approximations) in the 2SC phase. In Secs. III and IV we will show that this diagram still vanishes if one includes the gluon vertex correction and contributions from Nambu-Goldstone bosons. In Sec. V we will briefly discuss the CFL phase, which shows the same qualitative features in this respect. Sec. VI contains our conclusions.

II. GLUON SELF ENERGY AND GLUON LOOP TADPOLE (2SC)

We consider the tadpole diagram in Fig. (2), where the rhombus indicates a resummed gluon propagator. In the 2SC phase the gluon self energy has off-diagonal components with respect to the color indices, therefore the diagram does not vanish a priori. The non-vanishing components of the gluon self energy in the 2SC phase are

$$11 = 22 = 33; \quad 44 = 55 = 66 = 77; \quad 45 = 54 = 67 = 76 : \quad (7)$$

In Ref. [18] the gluon self energy is diagonalized by a unitary transformation in color space. For our purposes it is more convenient not to perform this transformation, since we want to keep the structure constants totally antisymmetric. For the 44 and 45 components of the self energy analytical results can be obtained rather easily, as we will demonstrate in the following. We shall

always assume that the energy and the momentum of the gluon are much smaller than μ , because if there is any contribution to the tadpole diagrams, it will come from soft gluons². In the notation of Ref. [18] we have

$$\begin{aligned} \Pi_{44}^{00} = & \frac{1}{2} g^2 \int \frac{d^3 k}{(2\pi)^3} \sum_{e_1, e_2 = \pm} (1 + e_1 e_2 \hat{k}_1 \cdot \hat{k}_2) \\ & n_1^0 (1 - n_2) + (1 - n_1^0) n_2 \frac{1}{p_0 + \frac{0}{1} + \frac{0}{2} + i''} - \frac{1}{p_0 - \frac{0}{1} - \frac{0}{2} + i''} ; \end{aligned} \quad (8)$$

and

$$\begin{aligned} i \Pi_{45}^{00} = & \frac{1}{2} g^2 \int \frac{d^3 k}{(2\pi)^3} \sum_{e_1, e_2 = \pm} (1 + e_1 e_2 \hat{k}_1 \cdot \hat{k}_2) \\ & n_1^0 (1 - n_2) - (1 - n_1^0) n_2 \frac{1}{p_0 + \frac{0}{1} + \frac{0}{2} + i''} - \frac{1}{p_0 - \frac{0}{1} - \frac{0}{2} + i''} ; \end{aligned} \quad (9)$$

Here we have used the notations of Ref. [18],

$$n_i = \frac{p}{(q k_i)^2 + j_i^2} ; \quad (10)$$

$$n_i = \frac{i + \frac{q k_i}{2}}{2} ; \quad (11)$$

and the superscript i'' means $i \rightarrow 0$. First let us evaluate $\text{Im} \Pi_{44}^{00}$. Without loss of generality we assume $p_0 > 0$. We observe that $\text{Im} \Pi_{44}^{00}$ vanishes for $p_0 < \mu$ because of $\frac{0}{1} > 0$ and $\frac{0}{2} > \mu$. For $p_0 > \mu$ the only contribution arises from $e_1 = e_2 = +$. With $k_1 = k + p, k_2 = k, \hat{k}_1 = \hat{p} = \hat{t}$, $k_1 = \sqrt{k^2 + p^2 + 2pt}$, $\mu = k$ we find

$$\begin{aligned} \text{Im} \Pi_{44}^{00} = & (p_0 - \mu) \frac{g^2}{8} \int_0^1 dt \left(1 + \frac{p^2}{k_1^2} \right) \frac{1}{p_0 + \frac{0}{1} + \frac{0}{2} + i''} - \frac{1}{p_0 - \frac{0}{1} - \frac{0}{2} + i''} \\ & + \frac{p}{2} \frac{1}{p_0 + \frac{0}{1} + \frac{0}{2} + i''} - \frac{p}{2} \frac{1}{p_0 - \frac{0}{1} - \frac{0}{2} + i''} ; \end{aligned} \quad (12)$$

Because of the step function in the second line we have $\frac{0}{1} = \mu$ for $p_0 > \mu$. Therefore it is sufficient to approximate $\frac{0}{1}$ with its value at the Fermi surface, which we denote with μ . After performing the angular integration we obtain

$$\begin{aligned} \text{Im} \Pi_{44}^{00} = & (p_0 - \mu) \frac{g^2}{16\pi p} \int_0^1 dt \frac{p}{p_0^2 - \mu^2} \left((p + p_0)^2 - \mu^2 \right) \left((p - p_0)^2 + \mu^2 \right) \\ & - \frac{1}{4} (4 - p^2 + (p_0 + 2\mu)^2) \left(\frac{1}{p_0 + \mu} - \frac{1}{p_0 - \mu} \right) ; \end{aligned} \quad (13)$$

² For $p_0 < \mu$ the gluon selfenergy is the same as in the normal phase. Since it is then proportional to μ , it gives no contribution to the tadpole diagram. Furthermore the typical gluon momenta relevant for the tadpole diagram would be of the order of the Debye or Meissner masses (or even smaller).

with $\epsilon = \frac{p^2}{2} + \frac{p_0^2}{2}$. The integration is now straightforward, and we find

$$\begin{aligned} \text{Im } \Pi_{44}^{00} = & (p_0 - p) \left(p_0 + \frac{p^2}{2} + \frac{p_0^2}{2} \right) \frac{g^2}{24 p} \frac{p^2}{p_0^2 - \frac{p_0^2}{2}} \frac{1}{12 - \frac{p^2}{2} - 3p^2 + p_0^2 - \frac{p_0^2}{2}} \\ & (p_0 - \frac{p^2}{2} - \frac{p_0^2}{2}) \frac{g^2}{2} \frac{p^2 - \frac{p_0^2}{2}}{(p_0^2 - p^2)^2} \\ & 1 + \frac{6 \frac{p_0^2}{2} p_0^2 (p_0^2 - p^2) + 3 (p_0^2 - p^2)^3 + \frac{p_0^4}{2} (p^2 + 3p_0^2)}{12 - \frac{p^2}{2} (p_0^2 - p^2)^2} : \end{aligned} \quad (14)$$

This result is a generalization of the one-loop gluon self energy at zero temperature in the normal phase given in [19]. As in the normal phase, the leading part of the gluon self energy is of the order $g^2 - 2$ (for $p_0; p \rightarrow 0$). In order to maintain consistency in the following, we shall keep only these leading terms, since contributions from lower powers of p might mix with contributions from diagrams with a higher number of loops. Denoting this approximation with a tilde, we have

$$\text{Im } \tilde{\Pi}_{44}^{00} = (p_0 - p) \frac{g^2 - 2}{2} \left(p_0 + \frac{p^2}{2} + \frac{p_0^2}{2} \right) \frac{p^2}{p_0^2 - \frac{p_0^2}{2}} + (p_0 - \frac{p^2}{2} - \frac{p_0^2}{2}) \frac{p_0^2}{p_0^2 - p^2} : \quad (15)$$

In the following we will refer to this analogon of the HDL approximation as the "leading order" approximation. $\text{Im } \tilde{\Pi}_{44}^{00}$ is an odd function of p_0 , therefore the real part can be calculated with the following dispersion relation³ [20]

$$\text{Re } \tilde{\Pi}_{44}^{00}(p_0; p) = \frac{1}{-p} \int_0^{\infty} d! \text{Im } \tilde{\Pi}_{44}^{00}(!; p) \left(\frac{1}{! + p_0} + \frac{1}{! - p_0} \right) : \quad (16)$$

In contrast to the 11, 22, 33 and 88 components of the gluon self energy, the principal value integral can be performed analytically in this case,

$$\begin{aligned} \text{Re } \tilde{\Pi}_{44}^{00} = & \frac{g^2 - 2}{2} \frac{p_0^2}{p_0^2 - p^2} \frac{1}{p} \frac{p^2 - \frac{p_0^2}{2}}{p_0^2 - \frac{p_0^2}{2}} \arctan \frac{p}{\frac{p_0^2}{2} - p_0^2} \\ & + \frac{p_0^2}{p_0^2 - \frac{p_0^2}{2}} \frac{1}{2p} \frac{p^2 - \frac{p_0^2}{2}}{p_0^2 - \frac{p_0^2}{2}} \log \frac{p^2 - \frac{p_0^2}{2}}{p_0^2 - \frac{p_0^2}{2} + p^2} + \frac{p_0^2}{2(p^2 - p_0^2)} \log \frac{\frac{p_0^2}{2} + p^2}{\frac{p_0^2}{2}} : \end{aligned} \quad (17)$$

As a consistency check, we may extract the Debye mass in the normal and in the superconducting phase,

$$\lim_{p \rightarrow 0} \lim_{p_0 \rightarrow 0} \lim_{p_0 \rightarrow 0} \text{Re } \tilde{\Pi}_{44}^{00}(p_0; p) = \frac{g^2 - 2}{2} ; \quad (18)$$

$$\lim_{p \rightarrow 0} \lim_{p_0 \rightarrow 0} \text{Re } \tilde{\Pi}_{44}^{00}(p_0; p) = \frac{g^2 - 2}{2 - 2} ; \quad (19)$$

which are the standard results for $N_f = 2$ [18]. The other Lorentz components of $\tilde{\Pi}_{44}$ may be evaluated in a similar manner [21].

³ In principle it is not sufficient to take only the part of Eq. (8) where $e_1 = e_2 = +$ when computing the real part of the gluon self energy. However, as argued in [20], for $p_0; p \rightarrow 0$ antiparticles (being always far from the "Fermi surface") only give a constant term in the transverse gluon self energy, and this constant is the same in the superconducting phase and in the normal phase (at leading order).

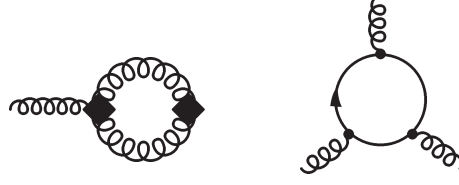


FIG. 3: Tadpole diagram with resummed gluon propagator and three-gluon vertex correction

The off-diagonal components of the gluon self-energy can be evaluated in an analogous way. In place of Eq. (13) we find

$$\begin{aligned} \text{Im } \hat{\Sigma}^{00} = & (p_0 - 0) \frac{g^2}{4} \int \frac{d^3k}{(2\pi)^3} \frac{1}{p^2 - p_0^2} \int \frac{d^3k'}{(2\pi)^3} \frac{1}{(p + p_0)^2 - (p - p_0)^2} \\ & - \frac{2}{0} (p_0 + 2) (\quad); \end{aligned} \quad (20)$$

which gives

$$\text{Im } \hat{\Sigma}^{00} = (p_0 - 0) \frac{g^2}{p^2 + p_0^2} \frac{p_0^2 (p_0^2 + p^2 - p_0^2)}{2 (p_0^2 - p^2)^2}. \quad (21)$$

We observe that in this one-loop result there is a term which is linear in p_0 , but there is no term of order $g^2 - 2$. Therefore we have at our order of accuracy

$$\text{Im } \hat{\Sigma}^{00} = 0. \quad (22)$$

In fact this can be seen rather directly from the $(e_1 = e_2 = +)$ -component of Eq. (9): if we set $d^3k \rightarrow 2 - 2d^3k$ we find at the order $g^2 - 2$ that the integrand is odd with respect to $k \rightarrow -k$, $t \rightarrow -t$, and therefore the integral vanishes at this order. This argument also holds for the real part, $\text{Re } \hat{\Sigma}^{00} = 0$. In the same way it can be shown that $\hat{\Sigma}^{0i} = 0$ and $\hat{\Sigma}^{ij} = 0$.

This implies that the resummed gluon propagator is diagonal in the color indices at leading order. Since the three-gluon vertex is antisymmetric in the color indices at tree level, we conclude that the tadpole diagram of Fig. (2) vanishes at the order of our computation. This means that at this order the expectation value of the gluon field, Eq. (4), is not changed by the tadpole diagram in Fig. (2). The expectation value of the total color charge density vanishes [13],

$$h_{(q)}^a \big|_{A=A} + h_{(gl)}^a \big|_{A=A} = 0. \quad (23)$$

Since the first term vanishes for A as in Eq. (4) [15], the second term also vanishes. This implies that the gluonic part of the color charge density is negligible.

III. GLUON VERTEX CORRECTION (2SC)

We would like to check whether the above result is modified if one replaces the tree level gluon vertex with the one-loop vertex correction, as shown in Fig. (3). We remark that the tadpole diagram in Fig. (3) corresponds to a higher order correction to the fermionic part of the charge density (Eq. (5)). Let us evaluate the one-loop three-gluon vertex of Fig. (3) in the limit where one of the gluon momenta approaches zero. One finds for instance

$$\frac{\partial}{\partial p_0} \langle P; 0; -P \rangle = \frac{ig^3}{2^3} \int \frac{d^3k}{(2\pi)^3} \int \frac{d^3k'}{(2\pi)^3} (1 + e_1 e_2 \hat{k}_1 \cdot \hat{k}_2)$$

$$\begin{aligned}
& \frac{1}{p_0^2 + i\epsilon} + \frac{1}{p_0^2 + i\epsilon} \frac{2\epsilon^2 + 3\epsilon^2}{1} \frac{3\epsilon^2 \text{sgn}(\epsilon)}{1} \\
& + \frac{1}{p_0^2 + i\epsilon} \frac{1}{p_0^2 + i\epsilon} \frac{\epsilon^2}{3} ; \\
{}_{484}^{000}(\mathbf{P}; 0; -\mathbf{P}) &= \frac{g^3}{2^3} \frac{d^3k}{(2\pi)^3} \sum_{\mathbf{e}_1, \mathbf{e}_2} (1 + \mathbf{e}_1 \mathbf{e}_2 \cdot \hat{\mathbf{k}}_1 \hat{\mathbf{k}}_2)
\end{aligned} \tag{24}$$

$$\begin{aligned}
& \frac{1}{p_0^2 + i\epsilon} + \frac{1}{p_0^2 + i\epsilon} \frac{\text{sgn}(\epsilon) (2\epsilon^2 + 3\epsilon^2) + 3\epsilon^2}{1} \\
& \frac{1}{p_0^2 + i\epsilon} \frac{1}{p_0^2 + i\epsilon} \frac{\text{sgn}(\epsilon) \epsilon^2}{3} ;
\end{aligned} \tag{25}$$

where $\mathbf{k}_1 = \mathbf{k} + \mathbf{p}$, $\mathbf{k}_2 = \mathbf{k}$ and $\epsilon_i = \mathbf{e}_i \cdot \mathbf{k}_i$. The integrals can be evaluated in a similar way as in the previous section. It is easy to see that ${}_{484}^{000}(\mathbf{P}; 0; -\mathbf{P})$ vanishes at the order g^3 . In general [21, 22] one finds that ${}_{abc}^{000}(\mathbf{P}; 0; -\mathbf{P})$ is non-vanishing at the order g^3 only for those combinations of color indices where f_{abc} is non-vanishing. In the previous section we have seen that the gluon propagator is diagonal in the color indices at leading order. Therefore the tadpole diagram in Fig. (3) also vanishes at this order.

IV. MIXING WITH NAMBU-GOLDSTONE BOSONS (2SC)

The symmetry breaking pattern of the 2SC phase is $SU(3)_C \times U(1)_B \rightarrow SU(2) \times U(1)_B$ [5]. Therefore we massless Nambu-Goldstone (NG) bosons appear in this phase, which correspond to fluctuations of the diquark condensate. As shown in [23, 24, 25], one finds the following effective action for gluons and NG bosons after integrating out the quarks,

$$\begin{aligned}
&= \frac{1}{4} F_a^2 + \frac{1}{2} \text{Tr} \log S^{-1} + \\
&= \frac{1}{4} F_a^2 + \frac{1}{2} \text{Tr} \log S^{-1} + \frac{1}{2} \text{Tr} (S^{-1}) - \frac{1}{4} \text{Tr} (S^{-1} S^{-1}) \\
&+ \frac{1}{6} \text{Tr} (S^{-1} S^{-1} S^{-1}) + \dots;
\end{aligned} \tag{26}$$

where F_a is the usual field strength of the gluons, the quark propagator reads, in the notation of Ref. [25],

$$S = \begin{bmatrix} G_0^+ \\ G_0^- \end{bmatrix}^{-1}; \tag{27}$$

and is given by

$$(\mathbf{x}; \mathbf{y}) = i \int_0^1 dx \left(\frac{0}{(!)^T(\mathbf{x})} \right)^4 (\mathbf{x} - \mathbf{y}); \tag{28}$$

Here $!$ is the (Lie algebra valued) Maurer-Cartan one-form introduced in [23],

$$! = V^Y (i\partial + gA_a T_a) V; \tag{29}$$

where

$$V = \exp i \int_{a=4}^7 X_a T_a + \frac{1}{3} B_8 \tag{30}$$

parameterizes the coset space $SU(3)_C / U(1)_B = SU(2) / U(1)_B$ [24], $B = (1 + \sqrt{3}T_8)/3$ is a generator orthogonal to the one of $U(1)_B$, and ϕ_a are the NG bosons. We may expand ϕ in powers of the fields,

$$\begin{aligned} \phi = & \frac{1}{\sqrt{3}} \phi_8 B + g A_a \partial_\mu \zeta_a - g f_{abc} A_b \zeta_c - \frac{g}{3} f_{ab8} A_b \phi_8 - \frac{1}{2} f_{abc} \zeta_b \partial_\mu \zeta_c - \frac{1}{6} f_{a8c} \phi_8 \partial_\mu \zeta_c \\ & - \frac{1}{6} f_{ab8} \zeta_b \partial_\mu \phi_8 + \dots T_a \end{aligned} \quad (31)$$

where $\zeta_a = \phi_a$ for $a = 4, 5, 6, 7$ and $\zeta_a = 0$ otherwise.

Let us examine the various terms in the effective action (26). First consider the term linear in ϕ , which contains the one-loop gluon tadpole⁴ (Fig. (1)). In principle this term also gives contributions to higher n -point functions, since ϕ contains arbitrarily high powers of ϕ . In particular, there is a contribution to the bosonic self energy, but this effect is negligible at leading order since the one-loop tadpole (Eq. (3)) is only linear in ϕ .

The term quadratic in ϕ contains the bosonic self energy. As in section III one finds that at leading order the self energy is diagonal in the color indices. There are mixed terms between gluons and NG bosons, which can be eliminated by choosing a suitable 't Hooft gauge [25]. Also new types of three-boson vertices proportional to f_{abc} appear, which involve at least one NG boson.

The term cubic in ϕ is only non-vanishing at the order g^3 for those color indices where $f_{abc} \neq 0$. In this work we do not consider vertices with more than three legs, since these would appear only in two-loop tadpole diagrams.

To summarize, we find at leading order as in the previous Section that the bosonic propagators are diagonal in the color indices, and that three-boson vertices of the type $V_{abc}^0(p; 0; p)$ are non-zero only for those combinations of color indices where $f_{abc} \neq 0$. We conclude that the tadpole diagram in Fig. (3) vanishes at the order of our computation, even if we take into account NG bosons.

V. SOME REMARKS ON THE CFL PHASE

In the CFL phase the one-loop tadpole diagram in Fig. (1) vanishes if the strange quark mass is zero. For finite m_s one finds for the tadpole diagram in Fig. (1) [26]

$$T_a = -\frac{g m_s^2}{18 \sqrt{3}} (21 - 8 \ln 2) : \quad (32)$$

In the case $m_s = 0$ the situation for the diagrams in Figs. (2), (3) is similar as in the 2SC phase. In the CFL phase the one-loop gluon self energy is proportional to the unit matrix in color space [27] (as in the normal phase). Therefore the diagram in Fig. (2) vanishes identically. For the gluon vertex correction the color structure is also similar to the normal phase. A straightforward (but somewhat lengthy) calculation [21] shows that the three-gluon vertex correction $V_{abc}^0(p; 0; p)$ contains a term proportional to f_{abc} and one proportional to d_{abc} , but only the first one is non-vanishing at the order g^3 . The structure of the effective action for gluons and NG bosons is similar to the 2SC phase [28, 29, 30, 31]. Thus we find that the tadpole diagrams in the CFL phase vanish at the order of our computation.

⁴ The ϕ -tadpole vanishes because the external momentum of the tadpole diagram is zero.

VI. CONCLUSIONS

In this paper we have shown that corrections to the gluon tadpole in the 2SC and in the CFL phases vanish at the order where one might have expected NLO corrections. This means that at the order of our computation the expectation value of the gluon field, Eq. (4), is not changed by the tadpole diagrams in Figs. (2) and (3). As discussed in Section II, this implies that the gluonic part of the color charge density is negligible, at least at asymptotic densities, where our analysis is applicable.

Several straightforward extensions of the present work are possible. For instance one could include photons, which we have neglected since $e \ll g$. One could also compute the tadpole diagrams at finite temperature, and for other color superconducting phases. It would be more challenging, but certainly interesting, to go beyond the approximations of this work, and to compute higher order corrections to the tadpole. The fact that the gluonic contributions to the charge density are negligible could perhaps also be viewed as a justification of NJL model calculations, where no gluons are present in the color charge density from the outset.

Acknowledgments

I would like to thank K. Rajagopal for the suggestion to analyze the gluonic contribution to the color charge density. I would also like to thank A. Rebhan for interesting discussions. This work has been supported by the Austrian Science Foundation FWF, project no. P16387-N08.

-
- [1] For reviews, see e.g. D. Bailin and A. Love, Phys. Rept. 107, 325 (1984); K. Rajagopal and F. Wilczek, arXiv:hep-ph/0011333; M. G. Alford, Ann. Rev. Nucl. Part. Sci. 51, 131 (2001); G. Nardulli, Riv. Nuovo Cim. 25N 3, 1 (2002); T. Schafer, arXiv:hep-ph/0304281; D. H. Rischke, Prog. Part. Nucl. Phys. 52, 197 (2004); I. A. Shovkovy, arXiv:nucl-th/0410091; M. Huang, arXiv:hep-ph/0409167.
 - [2] D. J. Gross and F. Wilczek, Phys. Rev. Lett. 30, 1343 (1973); H. D. Politzer, Phys. Rev. Lett. 30, 1346 (1973).
 - [3] D. T. Son, Phys. Rev. D 59, 094019 (1999).
 - [4] M. G. Alford, K. Rajagopal and F. Wilczek, Nucl. Phys. B 537, 443 (1999).
 - [5] M. G. Alford, K. Rajagopal and F. Wilczek, Phys. Lett. B 422, 247 (1998); R. Rapp, T. Schafer, E. V. Shuryak and M. Velkovsky, Phys. Rev. Lett. 81, 53 (1998).
 - [6] T. Schafer, Phys. Rev. Lett. 85, 5531 (2000).
 - [7] I. Shovkovy and M. Huang, Phys. Lett. B 564, 205 (2003).
 - [8] M. Alford, C. Kouvaris and K. Rajagopal, Phys. Rev. Lett. 92, 222001 (2004).
 - [9] M. G. Alford, J. A. Bowers and K. Rajagopal, Phys. Rev. D 63, 074016 (2001).
 - [10] P. Amoré, M. C. Birse, J. A. McGovern and N. R. Walet, Phys. Rev. D 65, 074005 (2002).
 - [11] M. Alford and K. Rajagopal, JHEP 0206, 031 (2002).
 - [12] A. W. Steiner, S. Reddy and M. Prakash, Phys. Rev. D 66, 094007 (2002).
 - [13] A. Gerhold and A. Rebhan, Phys. Rev. D 68, 011502 (2003).
 - [14] A. Kryjevski, Phys. Rev. D 68, 074008 (2003).
 - [15] D. D. Dietrich and D. H. Rischke, Prog. Part. Nucl. Phys. 53, 305 (2004).
 - [16] M. Huang and I. A. Shovkovy, arXiv:hep-ph/0407049.
 - [17] R. Casalbuoni, R. Gatto, M. Mannarelli, G. Nardulli and M. Ruggieri, arXiv:hep-ph/0410401.
 - [18] D. H. Rischke, Phys. Rev. D 62, 034007 (2000).
 - [19] A. Ipp, doctoral thesis TU Vienna 2003, arXiv:hep-ph/0405123.
 - [20] D. H. Rischke, Phys. Rev. D 64, 094003 (2001).
 - [21] A. Gerhold, doctoral thesis TU Vienna, to appear.
 - [22] R. Casalbuoni, R. Gatto, M. Mannarelli and G. Nardulli, Phys. Lett. B 524, 144 (2002).

- [23] R. Casalbuoni, Z. y. Duan and F. Sannino, Phys. Rev. D 62, 094004 (2000).
- [24] V. A. Miransky, I. A. Shovkovy and L. C. R. Wijewardhana, Phys. Rev. D 64, 096002 (2001).
- [25] D. H. Rischke and I. A. Shovkovy, Phys. Rev. D 66, 054019 (2002).
- [26] A. Gerhold, arXiv:hep-ph/0408224.
- [27] D. H. Rischke, Phys. Rev. D 62, 054017 (2000).
- [28] R. Casalbuoni and R. Gatto, Phys. Lett. B 464, 111 (1999).
- [29] D. T. Son and M. A. Stephanov, Phys. Rev. D 61, 074012 (2000) [Erratum: Phys. Rev. D 62, 059902 (2000)].
- [30] K. Zarembo, Phys. Rev. D 62, 054003 (2000).
- [31] C. Manuel and M. H. G. Tytgat, Phys. Lett. B 479, 190 (2000).