

Phenomenological Applications of k_T -Factorization –Large Direct CP-Asymmetry in B-meson Decays–

Yong-Yeon Keum

*EKEN Lab. Department of Physics
Nagoya University, Nagoya 464-8602 JAPAN*

Email: yykeum@eken.phys.nagoya-u.ac.jp

Abstract

We discuss applications of the perturbative QCD approach in the exclusive non-leptonic two body B-meson decays. We briefly review its ingredients and some important theoretical issues on the factorization approaches. PQCD results are compatible with present experimental data for the charmless B-meson decays. We predict the possibility of large direct CP asymmetry in $B^0 \rightarrow \pi^+\pi^-$ ($23 \pm 7\%$) and $B^0 \rightarrow K^+\pi^-$ ($-17 \pm 5\%$). We also investigate the Branching ratios, CP asymmetry and isospin symmetry breaking in $B \rightarrow (K^*/\rho)\gamma$ decays and look for the possible new physics contribution via gluino mediation SUSY which can accommodate the large deviation of $S_{\phi K_s}$ from SM.

Invited Talk at the 2nd International Conference on Flavour Physics, at KIAS, Seoul, Korea 6–11 October 2003

I. INTRODUCTION

Understanding nonleptonic B meson decays is crucial for testing the standard model(SM), and also for uncovering the trace of new physics. The simplest case is two-body nonleptonic B meson decays, for which Bauer, Stech and Wirbel proposed the factorization assumption (FA) in their pioneering work [1]. Considerable progress, including the generalized FA [2, 3, 4] and QCD-improved FA (QCDF) [5], has been done since this proposal. On the other hand, technique to analyze hard exclusive hadronic scattering was developed by Brodsky and Lepage [6] based on collinear factorization theorem in perturbative QCD (PQCD). A modified framework based on k_T factorization theorem has been given in [7, 8], and extended to exclusive B meson decays in [9, 10, 11, 12]. The infrared finiteness and gauge invariance of k_T factorization theorem was shown explicitly in [13]. Using this so-called PQCD approach, we have investigated dynamics of nonleptonic B meson decays [14, 15, 16]. Our observations are summarized as follows:

1. FA is approximately correct, as our computation shows that nonfactorizable contributions in charmless B meson decays are negligible.
2. Penguin amplitudes are enhanced, as the PQCD formalism includes dynamics from the region, where the energy scale μ runs to $\sqrt{\bar{\Lambda}m_b} < m_b/2$, $\bar{\Lambda} \equiv m_B - m_b$ being the B meson and b quark mass difference.
3. Annihilation diagrams contribute to large short-distance strong phases through $(S+P)(S-P)$ penguin operators.
4. The sign and magnitude of CP asymmetries in two-body nonleptonic B meson decays can be calculated, and we have predicted relatively large CP asymmetries in the $B \rightarrow K^{(*)}\pi$ [14, 17] and $\pi\pi$ modes[15, 16, 18].

In this talk we summarize shortly ingredient of PQCD method and important theoretical issues, and show branching ratios of B-meson decays including $B \rightarrow K^*\gamma$ decays and possible large direct CP-violation in $B \rightarrow \pi\pi$ and $K\pi$ processes. Finally we show a possible solution to explain the large deviation from SM in the indirect CP asymmetry of $B \rightarrow \phi K_s$ mode.

II. INGREDIENTS OF PQCD AND THEORETICAL ISSUES

End Point Singularity and Form Factors: If we calculate the $B \rightarrow \pi$ form factor $F^{B\pi}$ at large recoil using the Brodsky-Lepage formalism [19, 20], a difficulty immediately occurs. The lowest-order diagram for the hard amplitude is proportional to $1/(x_1x_3^2)$, x_1 being the momentum fraction associated with the spectator quark on the B meson side. If the pion distribution amplitude vanishes like x_3 as $x_3 \rightarrow 0$ (in the leading-twist, *i.e.*, twist-2 case), $F^{B\pi}$ is logarithmically divergent. If the pion distribution amplitude is a constant as $x_3 \rightarrow 0$ (in the next-to-leading-twist, *i.e.*, twist-3 case), $F^{B\pi}$ even becomes linearly divergent. These end-point singularities have also appeared in the evaluation of the nonfactorizable and annihilation amplitudes in QCDF.

When we include small parton transverse momenta k_\perp , we have

$$\frac{1}{x_1 x_3^2 M_B^4} \rightarrow \frac{1}{(x_3 M_B^2 + k_{3\perp}^2) [x_1 x_3 M_B^2 + (k_{1\perp} - k_{3\perp})^2]} \quad (1)$$

and the end-point singularity is smeared out owing to the Sudakov and threshold resummation effects[14] as shown in figure 1. In PQCD, we can calculate analytically space-like form factors for $B \rightarrow P, V$ transition and also time-like form factors for the annihilation process [21, 22].

Strong Phases: While strong phases in FA and QCDF come from the Bander-Silverman-Soni (BSS) mechanism[23] and from the final state interaction (FSI), the dominant strong phase in PQCD come from the factorizable annihilation diagram[14]. In fact, the two sources of strong phases in the FA and QCDF approaches are strongly suppressed by the charm mass threshold and by the end-point behavior of meson wave functions. So the strong phase in QCDF is almost zero without soft-annihilation contributions.

Dynamical Penguin Enhancement vs Chiral Enhancement: The typical hard scale is about 1.5 GeV as discussed in Ref.[14]. Since the RG evolution of the Wilson coefficients $C_{4,6}(t)$ increase drastically as $t < M_B/2$, while that of $C_{1,2}(t)$ remain almost constant, we can get a large enhancement effects from both wilson coefficients and matrix elements in PQCD.

In general the amplitude can be expressed as

$$Amp \sim [a_{1,2} \pm a_4 \pm m_0^{P,V}(\mu)a_6] \cdot \langle K\pi|O|B \rangle \quad (2)$$

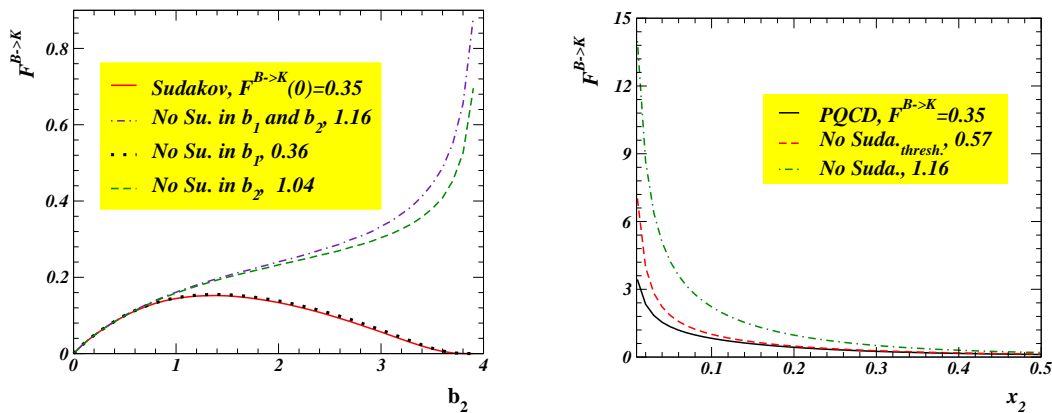


FIG. 1: Sudakov suppression and threshold resummation effects in $B \rightarrow K$ transition form factor

with the chiral factors $m_0^P(\mu) = m_P^2/[m_1(\mu) + m_2(\mu)]$ for pseudoscalar meson and $m_0^V = m_V$ for vector meson. To accommodate the $B \rightarrow K\pi$ data in the factorization and QCD-factorization approaches, one relies on the chiral enhancement by increasing the mass m_0 to as large values about 3 GeV at $\mu = m_b$ scale. So two methods accommodate large branching ratios of $B \rightarrow K\pi$ and it is difficult for us to distinguish two different methods in $B \rightarrow PP$ decays. However we can do it in $B \rightarrow PV$ because there is no chiral factor in LCDAs of the vector meson.

We can test whether dynamical enhancement or chiral enhancement is responsible for the large $B \rightarrow K\pi$ branching ratios by measuring the $B \rightarrow VP, VV$ modes. In these modes penguin contributions dominate, such that their branching ratios are insensitive to the variation of the unitarity angle ϕ_3 . Our prediction for various modes are shown at Table 2, in fact, which is in a good agreement with experimental data.

Fat Imaginary Penguin in Annihilation: There is a folklore that annihilation contribution is negligible compared to W-emission one. In this reason annihilation contribution was not included in the general factorization approach and the first paper on QCD-factorization by Beneke et al. [25]. In fact there is a suppression effect for the operators with structure $(V - A)(V - A)$ because of a mechanism similar to the helicity suppression for $\pi \rightarrow \mu\nu\mu$. However annihilation from the operators $O_{5,6,7,8}$ with the structure $(S - P)(S + P)$ via Fiertz transformation survive under the helicity suppression and can get large imaginary value. The real part of factorized annihilation contribution becomes small because there is a cancellation between left-handed gluon exchanged one and right-handed gluon exchanged one as shown in Table 1. This mostly pure imaginary value of annihilation is a main source of large CP asymmetry in $B \rightarrow \pi^+\pi^-$ and $K^+\pi^-$. In Table 3 we summarize the CP asymmetry in $B \rightarrow K(\pi)\pi$ decays.

III. NUMERICAL RESULTS

Branching ratios in Charmless B-decays: The PQCD approach allows us to calculate the amplitudes for charmless B-meson decays in terms of light-cone distribution amplitudes upto twist-3. We focus on decays whose branching ratios have already been measured. We take allowed ranges of shape parameter for the B-meson wave function as $\omega_B = 0.36 - 0.44$ which accommodate to reasonable form factors, $F^{B\pi}(0) = 0.27 - 0.33$ and $F^{BK}(0) = 0.31 - 0.40$. We use values of chiral factor with $m_0^\pi = 1.3\text{GeV}$ and $m_0^K = 1.7\text{GeV}$. Finally we obtain branching ratios for $B \rightarrow K(\pi)\pi$ [14, 15], $K\phi$ [21, 26] $K^*\phi$ [27] and $K^*\pi$ [17], which is well agreed with present experimental data.

CP Asymmetry of $B \rightarrow \pi\pi, K\pi$: Because we have a large imaginary contribution from factorized annihilation diagrams in PQCD approach, we predict large CP asymmetry ($\sim 25\%$) in $B^0 \rightarrow \pi^+\pi^-$ decays and about -15% CP violation effects in $B^0 \rightarrow K^+\pi^-$. The detail prediction is given in Table 3. The precise measurement of direct CP asymmetry (both magnitude and sign) is a crucial way to test factorization models which have different sources of strong phases. Our predictions for CP-asymmetry on $B \rightarrow K(\pi)\pi$ have a totally opposite sign to those of QCD factorization. Recently it was confirmed as the first evidence of the direct CP-violation in B-decays that the DCP asymmetry in $B \rightarrow K^\pm\pi^\mp$ decay is -0.09 ± 0.03 with 3σ deviations from zero, which is in a good agreement with PQCD result[14].

Radiative B-decays ($B \rightarrow (K^*/\rho/\omega)\gamma$): Radiative B-meson decays can provide the most reliable window to understand the framework of the Standard Model(SM) and to look for New Physics beyond SM by using the rich

TABLE I: Branching ratios of $B \rightarrow \pi\pi, K\pi$ and KK decays with $\phi_3 = 80^\circ$, $R_b = \sqrt{\rho^2 + \eta^2} = 0.38$. Here we adopted $m_0^\pi = 1.3$ GeV, $m_0^K = 1.7$ GeV and $0.36 < \omega_B < 0.44$. Unit is 10^{-6} .

Modes	CLEO	BELLE	BABAR	World Av.	PQCD
$\pi^+\pi^-$	$4.5_{-1.2-0.4}^{+1.4+0.5}$	$4.4 \pm 0.6 \pm 0.3$	$4.7 \pm 0.6 \pm 0.2$	4.6 ± 0.4	$5.93 - 10.99$
$\pi^+\pi^0$	$4.6_{-1.6-0.7}^{+1.8+0.6}$	$5.3 \pm 1.3 \pm 0.5$	$5.5_{-0.9}^{+1.0} \pm 0.6$	5.3 ± 0.8	$2.72 - 4.79$
$\pi^0\pi^0$	< 4.4	< 4.4	< 3.6	< 3.6	$0.33 - 0.65$
$K^\pm\pi^\mp$	$18.0_{-2.1-0.9}^{+2.3+1.2}$	$18.5 \pm 1.0 \pm 0.7$	$17.9 \pm 0.9 \pm 0.7$	18.2 ± 0.8	$12.67 - 19.30$
$K^0\pi^\mp$	$18.8_{-3.3-1.8}^{+3.7+2.1}$	$22.0 \pm 1.9 \pm 1.1$	$20.0 \pm 1.6 \pm 1.0$	20.6 ± 1.4	$14.43 - 26.26$
$K^\pm\pi^0$	$12.9_{-2.2-1.1}^{+2.4+1.2}$	$12.8 \pm 1.4^{+1.4}$	$12.8_{-1.0}^{+1.2} \pm 1.0$	12.8 ± 1.1	$7.87 - 14.21$
$K^0\pi^0$	$12.8_{-3.3-1.4}^{+4.0+1.7}$	$12.6 \pm 2.4 \pm 1.4$	$10.4 \pm 1.5 \pm 1.8$	11.5 ± 1.7	$7.92 - 14.27$
$K^\pm K^\mp$	< 0.8	< 0.7	< 0.6	< 0.6	0.06
$K^\pm \bar{K}^0$	< 3.3	< 3.4	< 2.2	< 2.2	1.4
$K^0 \bar{K}^0$	< 3.3	< 3.2	< 1.6	< 1.6	1.4

TABLE II: Branching ratios of $B \rightarrow \phi K^{(*)}$ and $K^*\pi$ decays with $\phi_3 = 80^\circ$, $R_b = \sqrt{\rho^2 + \eta^2} = 0.38$. Here we adopted $m_0^\pi = 1.3$ GeV and $m_0^K = 1.7$ GeV. Unit is 10^{-6} .

Modes	CLEO	BELLE	BABAR	World Av.	PQCD
ϕK^\pm	$5.5_{-1.8}^{+2.1} \pm 0.6$	$9.4 \pm 1.1 \pm 0.7$	$10.0_{-0.8}^{+0.9} \pm 0.5$	9.3 ± 0.8	$8.1 - 14.1$
ϕK^0	$5.4_{-2.7}^{+3.7} \pm 0.7$	$9.0 \pm 2.2 \pm 0.7$	$7.6_{-1.2}^{+1.3} \pm 0.5$	7.7 ± 1.1	$7.6 - 13.3$
$\phi K^{*\pm}$	$10.6_{-4.9-1.6}^{+6.4+1.8}$	$6.7_{-1.9-1.0}^{2.1+0.7}$	$12.1_{1.9}^{+2.1} \pm 1.1$	9.4 ± 1.6	$12.6 - 21.2$
ϕK^{*0}	$11.5_{-3.7-1.7}^{+4.5+1.8}$	$10.0_{-1.5-0.8}^{+1.6+0.7}$	$11.1_{-1.2}^{+1.3} \pm 0.8$	10.7 ± 1.1	$11.5 - 19.8$
$K^{*0}\pi^\pm$	$7.6_{-3.0}^{+3.5} \pm 1.6$	$19.4_{-3.9-7.1}^{+4.2+4.1}$	$15.5 \pm 3.4 \pm 1.8$	12.3 ± 2.6	$10.2 - 14.6$
$K^{*\pm}\pi^\mp$	$16_{-5}^{+6} \pm 2$	< 30	—	16 ± 6	$8.0 - 11.6$
$K^{*+}\pi^0$	< 31	—	—	< 31	$2.0 - 5.1$
$K^{*0}\pi^0$	< 3.6	< 7	—	< 3.6	$1.8 - 4.4$

sample of B-decays.

In contrast to the inclusive radiative B-decays, exclusive processes such as $B \rightarrow K^*\gamma$ are much easier to measure in the experiment with a good precision[28]. The main short-distance (SD) contribution to the $B \rightarrow K^*\gamma$ decay rate involves the matrix element

$$\langle K^*\gamma | O_7 | B \rangle = \frac{em_b}{8\pi^2} (-2i)\epsilon_\gamma^\mu \langle K^* | \bar{s}\sigma_{\mu\nu}q^\nu (1 - \gamma_5)b | B(p) \rangle, \quad (3)$$

which is parameterized in terms of two invariant form factors as

$$\begin{aligned} \langle K^*(P_3, \epsilon_3) | \bar{s}\sigma_{\mu\nu}q^\nu (1 - \gamma_5)b | B(P) \rangle &= [\epsilon_{3,\mu}(q \cdot P) - P_\mu(q \cdot \epsilon_3)] \cdot 2T_2(q^2) \\ &\quad + i\epsilon_{\mu\nu\alpha\beta}\epsilon_3^\nu P^\alpha q^\beta \cdot 2T_1(q^2). \end{aligned} \quad (4)$$

Here P and $P_3 = P - q$ are the B-meson and K^* meson momentum, respectively and ϵ_3 is the polarization vector of the K^* meson. For the real photon emission process the two form factors coincide, $T_1(0) = T_2(0) = T(0)$. This form factor can be calculable in the k_T factorization method including the sudakov suppression factor and the threshold

Direct $A_{CP}(\%)$	BELLE	BABAR	PQCD	QCDF
$\pi^+\pi^-$	$77 \pm 27 \pm 8$	$30 \pm 25 \pm 4$	$16.0 \sim 30.0$	-6 ± 12
$\pi^+\pi^0$	$30 \pm 30_{-4}^{+6}$	$-3 \pm 18 \pm 2$	0.0	0.0
π^+K^-	$-6 \pm 9_{-2}^{+6}$	$-10.2 \pm 5.0 \pm 1.6$	$-12.9 \sim -21.9$	5 ± 9
π^0K^-	$-2 \pm 19 \pm 2$	$-9.0 \pm 9.0 \pm 1.0$	$-10.0 \sim -17.3$	7 ± 9
$\pi^- \bar{K}^0$	$46 \pm 15 \pm 2$	-4.7 ± 13.9	$-0.6 \sim -1.5$	1 ± 1

TABLE III: CP-asymmetry in $B \rightarrow K\pi, \pi\pi$ decays with $\phi_3 = 40^\circ \sim 90^\circ$, $R_b = \sqrt{\rho^2 + \eta^2} = 0.38$. Here we adopted $m_0^\pi = 1.3$ GeV and $m_0^K = 1.7$ GeV.

Decay Modes	CLEO	BaBar	Belle
$\text{Br}(B \rightarrow K^{*0}\gamma) (10^{-5})$	$4.55 \pm 0.70 \pm 0.34$	$4.23 \pm 0.40 \pm 0.22$	$4.09 \pm 0.21 \pm 0.19$
$\text{Br}(B \rightarrow K^{*\pm}\gamma)(10^{-5})$	$3.76 \pm 0.86 \pm 0.28$	$3.83 \pm 0.62 \pm 0.22$	$4.40 \pm 0.33 \pm 0.24$
$\text{Br}(B \rightarrow \rho^0\gamma) (10^{-6})$	< 17	< 1.2	< 2.6
$\text{Br}(B \rightarrow \rho^+\gamma) (10^{-6})$	< 13	< 2.1	< 2.7
$\text{Br}(B \rightarrow \omega\gamma) (10^{-6})$		< 1.0	< 4.4
$\mathcal{A}_{CP}(B \rightarrow K^{*0}\gamma) (\%)$	$8 \pm 13 \pm 3$	$-3.5 \pm 9.4 \pm 2.2$	$-6.1 \pm 5.9 \pm 1.8$
$\mathcal{A}_{CP}(B \rightarrow K^{*+}\gamma) (\%)$			$+5.3 \pm 8.3 \pm 1.6$

TABLE IV: Experimental measurements of the averaged branching ratios and CP-violating asymmetries of the exclusive $B \rightarrow V\gamma$ decays for $V = K^*, \rho$ and ω .

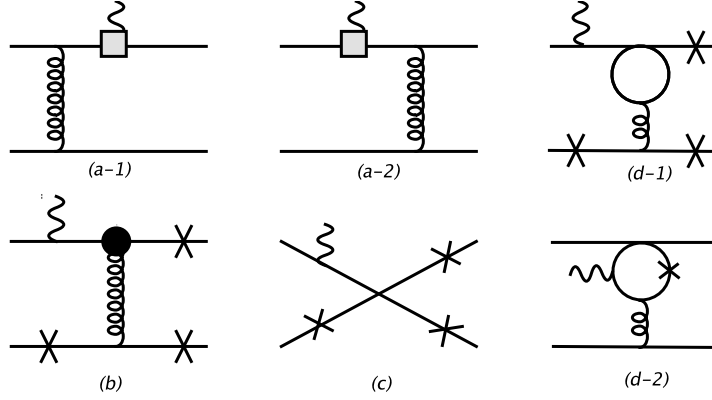


FIG. 2: Feynman diagrams of the magnetic penguin(a), chromomagnetic penguin(b), annihilation(c) and 0_2 -penguin contributions for $B \rightarrow V\gamma$ decays

resummation effects. As discussed in ref[31], we obtain $T(0) = 0.28 \pm 0.02$ for $B \rightarrow K^*\gamma$ which is far away from the QCD result 0.38 ± 0.06 by using the light-cone QCD sum rule [29], however in accordance with the preliminary result of Lattice QCD, 0.25 ± 0.06 [30].

Even though theoretical predictions for the exclusive decays always has large model dependent hadronic uncertainties, such uncertainties can be cancelled in the searching of the CP-asymmetry and the isospin breaking effect.

Including all possible contributions from $0_{7\gamma}, 0_{8g}, 0_2$ -penguin and annihilation in Figure 2, we obtain the Branching ratios:

- $Br(B^0 \rightarrow K^{0*}\gamma) = (3.5_{-0.8}^{+1.1}) \times 10^{-5}$ $Br(B^+ \rightarrow K^{*+}\gamma) = (3.4_{-0.9}^{+1.2}) \times 10^{-5}$,
- $Br(B^0 \rightarrow \rho^0\gamma) = (0.95 \pm 0.07) \times 10^{-6}$ $Br(B^+ \rightarrow \rho^+\gamma) = (1.63 \pm 0.20) \times 10^{-6}$,

and the CP-Asymmetry :

- $A_{cp}(B^0 \rightarrow K^{0*}\gamma) = (0.39_{-0.07}^{+0.06})\%$ $A_{cp}(B^+ \rightarrow K^{*+}\gamma) = (0.62 \pm 0.13)\%$

The small difference in the branching fraction between $K^{0*}\gamma$ and $K^{*+}\gamma$ can be detected as the isospin symmetry breaking which tells us the sign of the combination of the Wilson coefficients, C_6/c_7 . We obtain

$$\Delta_{0-} = \frac{\eta_\tau Br(B \rightarrow \bar{K}^{0*}\gamma) - Br(B \rightarrow K^{*-}\gamma)}{\eta_\tau Br(B \rightarrow \bar{K}^{0*}\gamma) + Br(B \rightarrow K^{*-}\gamma)} = (5.7_{-1.3}^{+1.1} \pm 0.8)\% \quad (5)$$

where $\eta_\tau = \tau_{B^+}/\tau_{B^0}$. The first error term comes from the uncertainty of shape parameter of the B-meson wave function ($0.38 < \omega_B < 0.42$) and the second term is originated from the uncertainty of η_τ . By using the world averaged value of measurement and $\tau_{B^+}/\tau_{B^0} = 1.083 \pm 0.017$, we find numerically that $\Delta_{0-}(K^*\gamma)^{exp} = (3.9 \pm 4.8)\%$. In PQCD we can not expect large isospin symmetry breaking in $B \rightarrow K^*\gamma$ system.

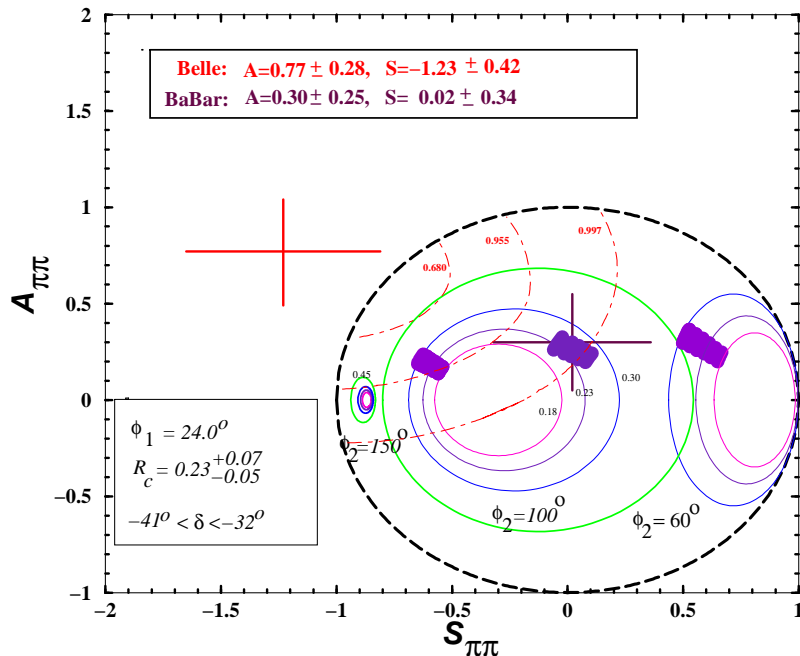


FIG. 3: Plot of $A_{\pi\pi}$ versus $S_{\pi\pi}$ for various values of ϕ_2 with $\phi_1 = 24.3^\circ$, $0.18 < R_c < 0.30$ and $-41^\circ < \delta < -32^\circ$ in the pQCD method.

IV. EXTRACTION OF $\phi_2(= \alpha)$ FROM $B \rightarrow \pi^+\pi^-$

Even though isospin analysis of $B \rightarrow \pi\pi$ can provide a clean way to determine ϕ_2 , it might be difficult in practice because of the small branching ratio of $B^0 \rightarrow \pi^0\pi^0$. In reality in order to determine ϕ_2 , we can use the time-dependent rate of $B^0(t) \rightarrow \pi^+\pi^-$. Since penguin contributions are sizable about 20-30 % of the total amplitude, we expect that direct CP violation can be large if strong phases are different in the tree and penguin diagrams.

In our analysis we use the c-convention. The ratio between penguin and tree amplitudes is $R_c = |P_c/T_c|$ and the strong phase difference between penguin and tree amplitudes $\delta = \delta_P - \delta_T$. The time-dependent asymmetry measurement provides two equations for $C_{\pi\pi}$ and $S_{\pi\pi}$ in terms of three unknown variables R_c, δ and ϕ_2 [32]. Since pQCD provides us $R_c = 0.23^{+0.07}_{-0.05}$ and $-41^\circ < \delta < -32^\circ$, the allowed range of ϕ_2 at present stage is determined as $55^\circ < \phi_2 < 100^\circ$ as shown in Figure 3.

According to the power counting rule in the pQCD approach, the factorizable annihilation contribution with large imaginary part becomes subdominant and give a negative strong phase from $-i\pi\delta(k_\perp^2 - x M_B^2)$. Therefore we have a relatively large strong phase in contrast to QCD-factorization ($\delta \sim 0^\circ$) and predict large direct CP violation effect in $B^0 \rightarrow \pi^+\pi^-$ with $A_{CP}(B^0 \rightarrow \pi^+\pi^-) = (23 \pm 7)\%$, which will be tested by more precise experimental measurement within two years.

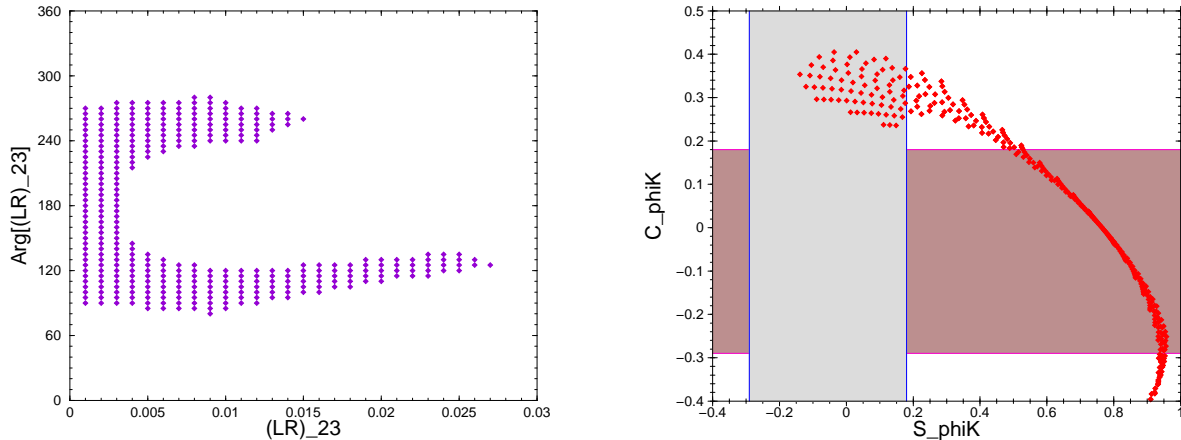
In the numerical analysis, since the data by Belle collaboration[33] is located outside allowed physical regions, we considered the recent BaBar measurement[34] with 90% C.L. interval taking into account the systematic errors:

- $S_{\pi\pi} = 0.02 \pm 0.34 \pm 0.05$ [-0.54, +0.58]
- $A_{\pi\pi} = 0.30 \pm 0.25 \pm 0.04$ [-0.72, +0.12].

The central point of BaBar data corresponds to $\phi_2 = 78^\circ$ in the pQCD method. Even if the data by Belle collaboration[33] is located outside allowed physical regions, we can have allowed ranges with 2σ bounds, but large negative δ and $R_c > 0.4$ is preferred[35].

V. NEW PHYSICS SEARCH IN $B \rightarrow \phi K_s$ DECAYS

In SM the time-dependent CP asymmetry in $B \rightarrow \phi K_s$ is expected the same as one in $B \rightarrow J/\psi K_s$, $\sin(2\phi_1)(J/\psi K_s) = 0.734 \pm 0.054$. Recently Belle measured $S_{\phi K_s} = -0.96 \pm 0.50^{+0.09}_{-0.11}$ [36] and BaBar obtained

FIG. 4: Allowed ranges of $(\Delta_{LR})_{23}$ and plot of the correlation between $S_{\phi K_s}$ and $C_{\phi K_s}$ 

$0.45 \pm 0.43 \pm 0.07$ [37]. The world averaged value -0.15 ± 0.33 with 2.7σ deviation from SM prediction shows large possibilities of new physics contributions in the decay amplitude of $B \rightarrow \phi K_s$ though the quantum loop effect. We consider the new physics contribution of gluino mediation SUSY in the MSSM. Among four possible contributions (LL , RR , LR and RL -insertions), the LR and RL-contributions can be dominant, while the LL and RR-contribution are suppressed strongly from $B_s - \bar{B}_s$ mixing. Here we show the results of LR-insertion within PQCD approach including vertex corrections. In this case, the analysis can be consistent because the amplitudes of SM and new physics part keeps upto $0(\alpha_s^2)$ terms in the short distance part.

In our numerical analysis we used the following constraints:

- $2.0 \times 10^{-4} < Br(b \rightarrow s\gamma) < 4.5 \times 10^{-4}$, $-27\% < A_{cp}(b \rightarrow s\gamma) < 10\%$,
- $Br(B^0 \rightarrow X_s l^+ l^-) = (6.1 \pm 1.4 \pm 1.3) \times 10^{-6}$, $\Delta M_s > 14.4 ps^{-1}$.

In LR-insertion case, C_{8g} contributions can be important both for the branching ratio and the CP-asymmetry and the most strong constraint comes from $Br(B \rightarrow X_s \gamma)$. As shown in figure 4, $S_{\phi K_s}$ can be reach to -20% and $C_{\phi K_s} < 40\%$. The detail analysis will appear elsewhere[38].

VI. SUMMARY AND OUTLOOK

In this talk we have discussed ingredients of PQCD approach and some important theoretical issues with numerical results by comparing experimental data. The PQCD factorization approach provides a useful theoretical framework for a systematic analysis on non-leptonic two-body B-meson decays including radiative decays. Our results are in a good agreement with experimental data. Specially pQCD predicted large direct CP asymmetries in $B^0 \rightarrow \pi^+ \pi^-$, $K^+ \pi^-$ decays, which will be a crucial touch stone to distinguish our approach from others in future precise measurement. Recently the measurement of the direct CP asymmetry in $B \rightarrow K^\pm \pi^\mp$, $A_{cp}(K^+ \pi^-) = -9 \pm 3\%$ is in accordance with our prediction. For other decay modes, for instance $B \rightarrow D^{(*)} \pi$ [39], H.N.Li has summarized it in this conference.

We discussed the method to determine weak phases ϕ_2 within the pQCD approach through Time-dependent asymmetries in $B^0 \rightarrow \pi^+ \pi^-$. We get interesting bounds on $55^\circ < \phi_2 < 100^\circ$ with 90% C.L. of the recent BaBar measurement.

For the time-dependent CP-asymmetry of $B \rightarrow \phi K_s$, we also explore the possibility of the new physics contributions from gluino mediation SUSY in MSSM.

Acknowledgments

It is a great pleasure to thank E.J.Chun for the invitation at this exciting conference on flavor physics at KIAS in Korea. We wish to acknowledge the fruitful collaboration with H.-N. Li and joyful discussions with other members of PQCD working group. This work was supported in part by the Japan Society for the Promotion of Science and in

part by Grant-in Aid for the 21st Century COE-program at Nagoya University.

-
- [1] M. Bauer, B. Stech, M. Wirbel, *Z. Phys. C* **29**, 637 (1985); *ibid.* **34**, 103 (1987).
 - [2] H.Y. Cheng, *Phys. Lett. B* **335**, 428 (1994).
 - [3] H.Y. Cheng, *Z. Phys. C* **69**, 647 (1996).
 - [4] J. Soares, *Phys. Rev D* **51**, 3518 (1995); A.N. Kamal and A.B. Santra, *Z. Phys. C* **72**, 91 (1996); A.N. Kamal, A.B. Santra, and R.C. Verma, *Phys. Rev. D* **53**, 2506 (1996).
 - [5] M. Beneke, G. Buchalla, M. Neubert, and C.T. Sachrajda, *Phys. Rev. Lett.* **83**, 1914 (1999); *Nucl. Phys.* **B591**, 313 (2000).
 - [6] G.P. Lepage and S.J. Brodsky, *Phys. Lett. B* **87**, 359 (1979); *Phys. Rev. D* **22**, 2157 (1980).
 - [7] J. Botts and G. Sterman, *Nucl. Phys.* **B225**, 62 (1989).
 - [8] H-n. Li and G. Sterman, *Nucl. Phys.* **B381**, 129 (1992).
 - [9] H-n. Li and H.L. Yu, *Phys. Rev. Lett.* **74**, 4388 (1995); *Phys. Lett. B* **353**, 301 (1995); *Phys. Rev. D* **53**, 2480 (1996).
 - [10] C.H. Chang and H-N. Li, *Phys. Rev. D* **55**, 5577 (1997).
 - [11] T.W. Yeh and H-N. Li, *Phys. Rev. D* **56**, 1615 (1997).
 - [12] H.Y. Cheng, H-N. Li, and K.C. Yang, *Phys. Rev. D* **60**, 094005 (1999).
 - [13] H-N. Li, *Phys. Rev. D* **64**, 014019 (2001); M. Nagashima and H-N. Li, hep-ph/0202127; *Phys. Rev. D* **67**, 034001 (2003).
 - [14] Y.-Y. Keum, H-N. Li, and A.I. Sanda, *Phys. Lett. B* **504**, 6 (2001); *Phys. Rev. D* **63**, 054008 (2001); Y.Y. Keum and H-n. Li, *Phys. Rev.* **D63**, 074006 (2001).
 - [15] C. D. Lü, K. Ukai, and M. Z. Yang, *Phys. Rev. D* **63**, 074009 (2001).
 - [16] Y.-Y. Keum and A. I. Sanda, *Phys. Rev. D* **67**, 054009 (2003).
 - [17] Y.-Y. Keum, hep-ph/0210127.
 - [18] Y.-Y. Keum, hep-ph/0209208; hep-ph/0209002; M. Battaglia et al., Future Directions in the CKM matrix and the Unitarity Triangle, hep-ph/0304132.
 - [19] G.P. Lepage and S.J. Brodsky, *Phys. Rev.* **D22**, 2157 (1980).
 - [20] A. Szczepaniak, E.M. Henley and S. Brodsky, *Phys. Lett.* **B 243**, 287 (1990).
 - [21] C.-H. Chen, Y.-Y. Keum and H.-N. Li, *Phys. Rev.* **D 64**, 112002 (2001).
 - [22] T. Kurimoto, H.-N. Li and A.I. Sanda, *Phys. Rev.* **D 65**, 014007 (2002).
 - [23] M. Bander, D. Silverman and A. Soni, *Phys. Rev. Lett.* **43**, 242 (1979).
 - [24] H.-Y. Cheng and K.-C. Yang, *Phys. Rev.* **D 64**, 074004 (2001). H.-Y. Cheng Y.-Y. Keum and K.-C. Yang, *Phys. Rev.* **D 65**, 094023 (2002).
 - [25] M. Beneke, G. Buchalla, M. Neubert and C.T. Sachrajda, *Phys. Rev. Lett.* **83**, 1914 (1999).
 - [26] S. Mishima, *Phys. Lett.* **B 521**, 252 (2001).
 - [27] C.-H. Chen, Y.-Y. Keum and H.-N. Li, *Phys. Rev.* **D 66**, 054013 (2002).
 - [28] M. Nakao, Proceedings of Lepton-Photon '03 conference [hep-ex/0312041].
 - [29] P. Ball and V.M. Braun, *Phys. Rev.* **D58**, 094016 (1998).
 - [30] D. Becirevic, talk given at the Flavour Physics and CP violation, Paris, France, May 2003; hep-ph/0211340.
 - [31] Y.-Y. Keum, M. Matsumori, and A.I. Sanda, CP-Asymmetry, Branching ratios in $B \rightarrow V\gamma$ within k_T factorization, hep-ph/0406055.
 - [32] R. Fleischer and J. Matias, *Phys.Rev.* **D66** (2002) 054009 ; M. Gronau and J.L. Rosner, *Phys.Rev.* **D65** (2002) 013004, Erratum-*ibid.* **D65** (2002) 079901; *Phys. Rev.* **D65** (2002) 093012; hep-ph/0205323.
 - [33] Belle Collaboration (K. Abe et al.), Belle-preprint 2002-8 [hep-ex/0204002].
 - [34] BaBar Collaboration (B. Aubert et al.), BaBar-Pub-02/09 [hep-ex/0207055].
 - [35] Y.-Y. Keum and A.I.Sanda, eConf C0304052: WG420,2003 [hep-ph/0306004].
 - [36] Belle Collaboration (K. Abe et al.), Belle-preprint 2003-14 [hep-ex/0308035].
 - [37] T. Browder, CKM phases(β/ϕ_1), Talk presented at Lepton-Photon 2003, hep-ex/0312024.
 - [38] Y.-Y. Keum, Vertex corrections and New Physics Search in $B \rightarrow \phi K_s$ within the PQCD approach, to appear.
 - [39] Y.-Y. Keum, T. Kurimoto, H.-n. Li, C.-D. Lu, and A.I. Sanda, *Phys. Rev.* **D69**:094018,2004; [hep-ph/0305335].