

Direct calculation of the K -matrix for pion electro-production in the delta channel

P. Alberto^{a,b,1}, L. Amoreira^{c,b,2}, M. Fiolhais^{a,b,3}, B. Golli^{d,f,4},
and S. Sirca^{e,f,5}

^aDepartment of Physics, University of Coimbra, 3004-516 Coimbra, Portugal

^bCentre for Computational Physics, University of Coimbra, 3004-516 Coimbra, Portugal

^cDepartment of Physics, University of Beira Interior, 6201-001 Covilhã, Portugal

^dFaculty of Education, University of Ljubljana, 1000 Ljubljana, Slovenia

^eFaculty of Mathematics and Physics, University of Ljubljana, 1000 Ljubljana, Slovenia

^fJ. Stefan Institute, 1000 Ljubljana, Slovenia

Abstract

We present a method to calculate directly the K -matrices for the pion electro-production processes in the framework of chiral quark models which allows for a clean separation of the resonant amplitudes from the background. The method is applied to the calculation of the multipole amplitudes M_{1+} , E_{1+} , and S_{1+} in the delta channel within the Cloudy Bag Model. A good overall description is found in a broad energy range.

Key words: pion electro-production, K -matrix, resonance parameters

PACS: 12.39.-x, 13.40.Gp, 13.60.Le

¹ E-mail: pedro@teor.sucpt

² E-mail: amoreira@dsica.ubi.pt

³ E-mail: tm anuel@teor.sucpt

⁴ E-mail: bojan.golli@ijs.si

⁵ E-mail: simon.sirca@fm.funi-lj.si

1 Introduction

Electro-production experiments reveal important information on the structure of low-lying nucleon resonances and provide stringent tests of quark models. In particular the $\Delta(1232)$ has been studied extensively (see [1] and references therein for a short review and basic nomenclature). In these studies ([2,3], see also [4,5]) the important role of the pion cloud in baryons has become evident, manifesting itself in the relatively large probability for the excitation of the Δ through the quadrupole multipole.

In most approaches only the amplitudes for the excitation of the resonance have been calculated, treating it as a bound state, i.e. ignoring its decay. While such an approach can be justified in the case of weak or electromagnetic resonance decays, its use in the case of strongly decaying resonances is not well founded. In fact, the excited states manifest themselves as resonances in meson scattering, and since the resonant scattering (as well as the electro-production process) is always accompanied by non-resonant processes, the extraction of the resonant amplitudes is not straightforward. The resonant contribution is related to the residue of a pole of the corresponding K -matrix; following the notation of [6], the K -matrix for scattering is parameterized as

$$K = \frac{C}{E_R - W} + D ; \quad (1)$$

and the K -matrix for the electro-production as

$$K = \frac{A}{E_R - W} + B ; \quad (2)$$

where C and A are the resonant parts, while D and B correspond to the background. The W is the invariant mass of the system. In order to extract the resonant part of electro-production amplitudes of given multiplicities, the information not only from electro-production but also from scattering is needed. In the model calculation of these amplitudes one usually takes the experimental values for the parameters of the resonance such as the position, the width, and the background phase shift. While this is possible in the case of the $\Delta(1232)$ where precise measurements are available, such an approach cannot be used in the case of other resonances, e.g. the Roper. The only sensible approach is therefore to calculate both the electro-production as well as the scattering within the same model.

The aim of this Letter is to construct a feasible computational scheme for the full electro-production amplitudes, calculating directly the pertinent K -matrices. The resulting matrices for scattering and electro-production appear

in the forms (1) and (2); to separate the resonant contribution from the background it is therefore sufficient to pick up the respective residues. From the K -matrixes it is possible to deduce the electro-production amplitudes as a function of W , as well as their dependence on the photon virtuality Q^2 . Furthermore, the method is able to predict the EM R and CM R ratios not only at the K -matrix pole but also at the T -matrix pole which allows us to make the comparison with calculations based on the T -matrix.

We investigated the capability of the method by calculating the electro-production amplitudes M_{1+} , E_{1+} , and S_{1+} in the resonant $J = T = \frac{3}{2}$ channel in the framework of the Cloudy Bag Model. We were able to reproduce sufficiently well the amplitudes from the pion threshold up to the energy region where the two-pion decay becomes important and the assumption of the single-pion channel breaks down.

The calculation of the M_{1+} amplitude is similar to that in Ref. [7] using the T -matrix approach (see also [8]). To the best of our knowledge neither the full E_{1+} amplitude has been calculated in the framework of quark models, nor has the Q^2 -dependence of the amplitudes been explored away from the resonance.

The details of the method will be explained in a longer paper.

2 Calculation of the K -matrix

The K -matrix is defined as [9]

$$K = \langle h | H^0 | j^P i \rangle = \langle h^P | H^0 | j i \rangle \quad (3)$$

where H^0 is the interaction part of the Hamiltonian, $|j i\rangle$ are the asymptotic (unperturbed) states, and $|j^P i\rangle$ are the principal-value states satisfying

$$|j^P i\rangle = |j i\rangle + \frac{P}{W - H_0} H^0 |j^P i\rangle \quad (4)$$

For a single channel, $K = \tan \delta$, where δ is the N -scattering phase shift.

The K -matrix and the corresponding principal-value state can be calculated variationally using the Kohn variational principle. For the single-channel scattering of a meson with momentum k_0 and energy ϵ_0 [10] it amounts to requiring the stationarity of

$$\tan \delta = \frac{\epsilon_0}{k_0} \langle h | H | W | j i \rangle \quad (5)$$

where the trial state is taken in the form

$$|j\rangle = \frac{1}{k_0} \left(a^\dagger(k_0) |N\rangle + \int dk \frac{(k_0; k)}{k} a^\dagger(k) |N\rangle + c_R |R\rangle \right) \quad (6)$$

Here $a^\dagger(k_0)$ is the pion creation operator, $|N\rangle$ is the nucleon state, and $|R\rangle$ is a (possible) resonant state with excited internal degrees of freedom (e.g. quarks and/or mesons). (We omit here quantum numbers irrelevant to the discussion; they will be given explicitly where necessary.) The amplitude describing the scattered pion, $(k_0; k)$, is related to the K -matrix by $K = \tan^{-1} \frac{(k_0; k)}{(k_0; k_0)}$. From the variational principle (5) or directly from (4) one obtains an equation of the Lippmann-Schwinger type for $(k_0; k)$ (see Eq. (17) below).

3 Electro-production

We make the usual assumption that "switching on" the electro-magnetic interaction H_{em} does not change the strong scattering amplitudes, i.e. the principal-value state (4) remains unchanged.

In electro-production, the initial state corresponds to the incoming virtual photon with four-momentum $(\epsilon; k)$, $\epsilon^2 = k^2 = -Q^2$, and polarization ϵ ; the final state consists of the scattered pion with four-momentum $(\epsilon_0; k_0)$ and third component of isospin t . In the c.m. frame the nucleon momentum is opposite to the photon (pion) momentum; the nucleon states are further labeled by the third components of spin m_s and isospin m_t . The K -matrix for this process is

$$K = h^P(m_s; m_t; k_0; t) H |N(m_s^0; m_t^0); k; i: \quad (7)$$

In this Letter we limit the discussion to the scattering in the $\pi^+ p$ channel and p -wave pions below the two-pion threshold⁶, and neglect the recoil corrections to the nucleon ground state. To obtain the electro-production amplitudes in this channel, the pion field in (7) is expanded in spherical waves keeping only the p -wave pions and the $J = T = \frac{3}{2}$ component of the final state. The pertinent electro-production amplitudes are related to the matrix elements of the T -matrix, $T = K (1 + i\Gamma)^{-1}$, $T = K = (1 - iK)^{-1}$, by

$$M_{1+}^{(3=2)} = T \frac{3}{16k_0 k} \frac{1}{2} \frac{1}{3} (3K_{3=2} + \frac{p}{3} K_{1=2}) \quad (8)$$

⁶ The calculation can actually be extended to somewhat higher energies until the effect of the two-pion channel becomes prominent.

and

$$E_{1+}^{(3=2)} = T \frac{3}{16k_0k} \frac{1}{2} \frac{1}{3} (K_{3=2} - \frac{1}{3} K_{1=2}) : \quad (9)$$

Here we have introduced the analogues of the familiar helicity amplitudes:

$$K = \frac{1}{k} \frac{1}{h} \langle M_J = \frac{1}{2} \rangle \frac{e_0}{2!} \int dr \vec{j}(r) \vec{e}_r N(m_s = \frac{1}{2}) i; \quad (10)$$

where $\vec{j} = K^{-1} j^P(W)$, and $j(r)$ is the vector part of the electromagnetic current. The longitudinal amplitude is

$$L_{1+}^{(3=2)} = T \frac{3}{16k_0k} \frac{1}{2} \frac{1}{2} K_L; \quad (11)$$

where

$$K_L = \frac{1}{k} \frac{1}{h} \langle M_J = \frac{1}{2} \rangle \frac{e_0}{2!} \int dr \vec{j}(r) \vec{e}_r N(m_s = \frac{1}{2}) i; \quad (12)$$

The scalar amplitude S_{1+} is obtained by replacing $\vec{j}(r)$ by the density operator.

4 Calculation of the K -matrix in chiral quark models

We consider quark models in which p-wave pions couple to the three-quark core. Assuming a pseudo-scalar quark-pion interaction, the part of the Hamiltonian referring to pions can be written as

$$H = \int d^3k \sum_{m,t} a_{m,t}^\dagger(k) a_{m,t}(k) + \int d^3k V_{m,t}(k) a_{m,t}(k) + \int d^3k V_{m,t}^\dagger(k) a_{m,t}^\dagger(k); \quad (13)$$

where $a_{m,t}^\dagger(k)$ is the creation operator for a p-wave pion with the third components of spin m and isospin t , and $V_{m,t}(k) = \frac{1}{3} \sum_{i=1}^3 V_i(k) \vec{e}_i \cdot \vec{e}_t$ represents the general form of the pion source in which the function $V(k)$ depends on the particular model.

Neglecting recoil, $\vec{p} = \vec{p}_0 = W \vec{E}_N$, the trial state in the 3S_1 channel takes the form

$$|j=1\rangle = \frac{1}{k_0} \left(\int d^3k a_{m,t}^\dagger(k_0) j_N i^{\frac{1}{2}\frac{3}{2}} + \int d^3k \frac{(k;k_0)}{k_0} a_{m,t}^\dagger(k) j_N i^{\frac{1}{2}\frac{3}{2}} + c^W |j=1\rangle \right); \quad (14)$$

Here j_i denotes the resonant state representing the bare delta (i.e. three quarks in s-state coupled to $J = T = \frac{3}{2}$), plus a cloud of up to two pions around the bare nucleon (N_i) and delta (j_i):

$$j_i = j_i + \int^Z dk^W (k) a_{m_t}^Y(k) j_i + \int^Z dk^0 W_N(k^0; k) a_{m_t}^Y(k^0) N_i^{i_3 \frac{3}{2} \frac{3}{2}} + \int^Z dk^0 W(k^0; k) a_{m_t}^Y(k^0) j_i^{i_3 \frac{3}{2} \frac{3}{2}} : \quad (15)$$

The ansatz for the nucleon state is assumed in the form

$$j_N^W i = z_N^W N_i + \int^Z dk^0 W_{NN}(k^0; k) a_{m_t}^Y(k^0) N_i^{i_1 \frac{1}{2} \frac{1}{2}} + \int^Z dk^0 W_N(k^0; k) a_{m_t}^Y(k^0) j_i^{i_1 \frac{1}{2} \frac{1}{2}} + \dots ; \quad (16)$$

where we allow that the pion cloud is modified in the presence of the scattering pion. Asymptotically, for the non-interacting pion, $j_N^W i$ goes over to the true ground state $j_N i$. The trailing dots in (16) denote the two-pion component in the form analogous to the one in (15).

The variational principle (5) for the pion amplitude $(k; k_0)$ leads to

$$(k; k_0) = K(k; k_0) + \int^Z dk^0 \frac{K(k; k^0) (k^0; k_0)}{i_k^0 i_0} : \quad (17)$$

In the leading (tree) order, the kernel takes the form

$$K(k; k^0) = V(k) r(k) \frac{h_{jj} j_N^i}{E - W} r(k^0) V(k^0) + V(k) \frac{4}{9} \frac{h_{NN} j_{jj} j_N^i}{E_N + i_k + i_k^0 - W} + \frac{1}{18} \frac{h_{NN} j_{jj} j_{ih} j_{jj} j_N^i}{E + i_k + i_k^0 - W} V(k^0) : \quad (18)$$

Here $E = h_{jj} j_N^i = h_{jj} j_i$, while $r(k)$ and $r(k^0)$ are vertex renormalization functions. The first term represents direct scattering with j_i as the intermediate state, while the second term and the third term correspond to crossed diagrams with the nucleon and the resonant state, respectively. Let us stress that E is not the energy of the resonance; iterating (17) we obtain in the leading order the familiar expression

$$E = E - h_{jj} j_N^i \int^Z dk V(k)^2 \frac{1}{i_k i_0} : \quad (19)$$

The pion profiles in (15) and (16) can be determined from variations of the functional (5) or from the following relations that hold for Hamiltonians of the type (13):

$$a_{\pi}(k) \mathcal{A} i = \frac{V_{\pi}^Y(k)}{E_k + H_A} \mathcal{A} i \quad (20)$$

and

$$a_{\pi}(k) a_{\pi^0}(k^0) \mathcal{A} i = \frac{V_{\pi}^Y(k)}{E_k + E_{\pi^0} + H_A} \frac{V_{\pi^0}^Y(k^0)}{E_{\pi^0} + H_A} \mathcal{A} i + [k \otimes k^0] \quad (21)$$

where $\mathcal{A} i$ is an eigenstate of H ; in our case either $|N\rangle$ or $|(W)\rangle$. Inserting a complete set of states

$$1 = \sum_{N+m} \int dW |N\rangle \langle N| \int dW |W\rangle \langle W| \frac{1}{1 + K^2} |W\rangle \langle W| + [2\text{-states}] + \quad (22)$$

and multiplying (20) and (21) by either the bare nucleon or delta we obtain a coupled system of equations for the pion profiles.

5 Results for the Cloudy Bag Model

The Hamiltonian of the Cloudy Bag Model has the form (13) with

$$V(k) = \frac{k^2}{12 f^2} \frac{E_{M\pi}^0}{E_{M\pi}^0 + 1} \frac{j_1(kR)}{2f kR}; \quad (23)$$

where $E_{M\pi}^0 = 2.0428$. The free parameters are the bag radius R and the energy splitting between the bare nucleon and the bare delta. For each R , we adjust the splitting such that the experimental position of the resonance is reproduced. Neglecting recoil, and taking our expressions in the leading (tree) approximation, our calculation leads to the same analytical expression at the photon point as obtained by [11].

It is a known drawback of the model that the width of the delta is underestimated, irrespectively of the bag radius, if the pion decay constant f is fixed to the experimental value. By reducing f from 93 MeV to 83 MeV $> f > 78$ MeV we are able to reproduce the experimental phase shift in the energy range from the threshold to $W = 1300$ MeV for $0.9 \text{ fm} < R < 1.1 \text{ fm}$. Since our aim here is to explore the applicability of the method to calculate a wide range

of baryon properties as measured in pion production experiments, rather than to accurately reproduce particular experimental results, we shall not attempt to further adjust the parameters of the model. We shall maintain $R = 1.0$ fm and $f_\pi = 81$ MeV as the standard parameter set. Fitting the calculated phase shift by the ansatz (1) we get $C = \frac{1}{2} = 56$ MeV and $D = \tan \delta_b = 0.40$, where δ_b is the background phase shift.

The dominant magnetic contribution calculated from (8) is shown in Fig. 1. The reason that the experimental values are underestimated lies in a too weak N - π vertex. Taking a smaller R and reducing further the value of f_π [11] enhances the contribution of the pion cloud, and thus increases the strength of the N - π vertex. Yet this mechanism does not improve the agreement: increasing the strength of the quark-pion interaction leads to a larger width of the resonance, and since \sqrt{s} appears (implicitly) in the denominator of the amplitudes (10) and (12), the net effect is such that the magnitude of the $\text{Im } M_{1+}$ in the vicinity of the resonance decreases.

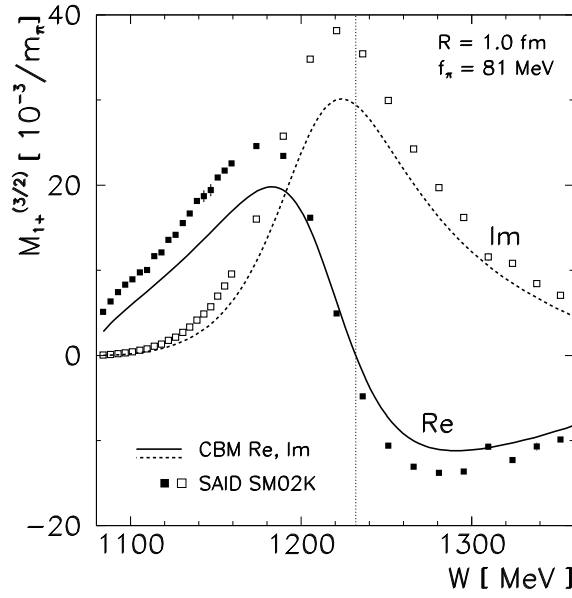


Fig. 1. The $M_{1+}^{(3/2)}$ electro-production amplitude in the CBM by using $R = 1.0$ fm and $f_\pi = 81$ MeV. The data points in the figures are the single-energy values of the SM02K (2 GeV) solution of the SAID N - π partial-wave analysis [12].

Regarding the E_{1+} amplitude, we encounter the well-known problem (see e.g. [13]) of large cancellations of different terms in the expression for the electromagnetic current, which lead to unreliable results. Instead, we use current conservation and calculate E_{1+} in terms of the charge quadrupole operator. The energy dependence of the real and imaginary parts (Fig. 2) shows the correct pattern compared to the experiment, though the calculated magnitude is too small. The agreement is worse at low energies where the experimental uncertainties are large anyway.

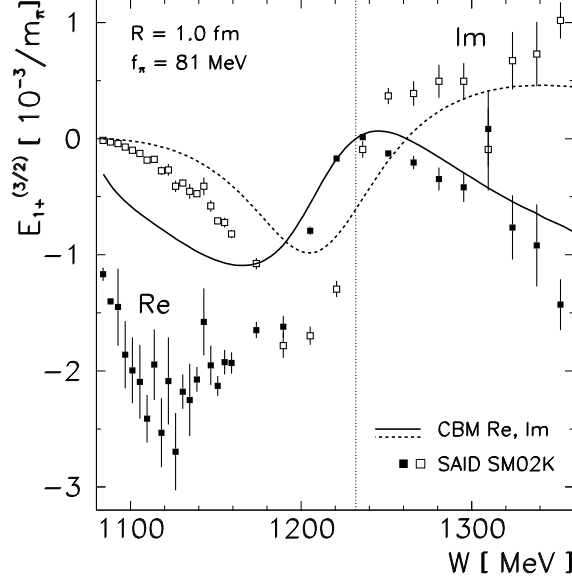


Fig. 2. The $E_{1+}^{(3=2)}$ electro-production amplitude in the CBM by using $R = 1.0$ fm and $f_{\pi} = 81$ MeV.

In the ratio of the E_{1+} and M_{1+} multipoles (the EMR), the influence of the too weak N coupling is eliminated, and the agreement with the experiment above $W \sim 1150$ MeV is much better (Fig. 3).

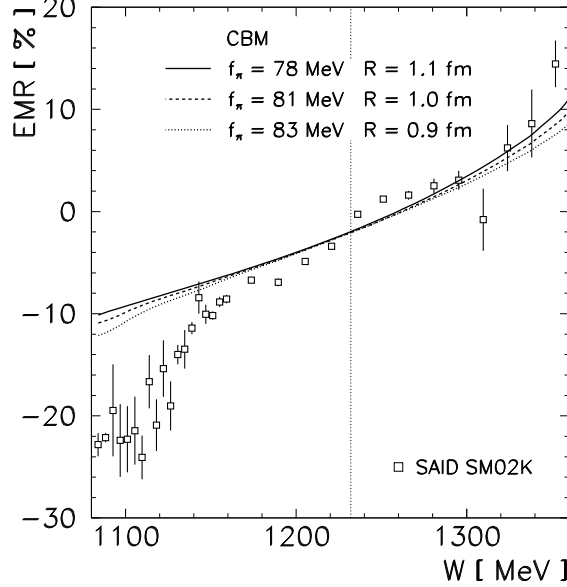


Fig. 3. The energy dependence of $EMR = \text{Re}[E_{1+}^{(3=2)} M_{1+}^{(3=2)}] / \text{Im}[E_{1+}^{(3=2)}]^2$ at the photon point in the CBM, for three sets of model parameters.

The EMR at the pole of the K -matrix is 2.1% , almost equal to the corresponding S_{1+} to M_{1+} ratio (the CMR). While the former ratio decreases with increasing photon virtuality Q^2 , the latter increases. In general, the Q^2 -dependence of the amplitudes is not well reproduced in the model, probably

due to the rather peculiar form of $V(k)$ at large k . Figure 4 shows the energy dependence of the CMR for two non-zero values of Q^2 compared to SAID [12] and MAID [15] results based on rather scarce experimental data. Our calculation reproduces the general pattern, though the magnitude at the resonance and above it is not well reproduced.

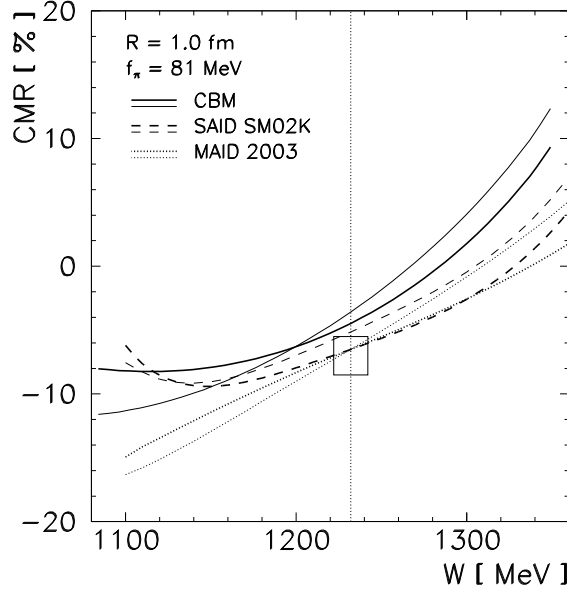


Fig. 4. The energy dependence of $CMR = \text{Re} [S_{1+}^{(3=2)} M_{1+}^{(3=2)}] / |M_{1+}^{(3=2)}|^2$ at $Q^2 = 0.1$ (thin curves) and 0.5 (GeV=c)^2 (thick curves) in the CBM compared to the results of SAID and MAID. The experimental CMR in the $W \approx 10 \text{ MeV}$ vicinity of the resonance is $- (7.0 \pm 1.5)\%$ for $0.1 \leq Q^2 \leq 0.9 \text{ (GeV=c)}^2$ [14,16] (rectangle).

From our results it is possible to extract the resonance parameters at the pole of the T -matrix, based on the separation of the amplitude into the resonant and background parts, i.e. $T = T_R + T_B$ using the parameterization [17,18] $T_R = r_R e^{i\phi} / (M_R - W - i\Gamma_R/2)$. The parameters can be expressed in terms of A, B, C , and D which are determined by fitting our results to (1) and (2). Since the parameters of our model were chosen such as to reproduce the phenomenological phase shift, the pole of the T -matrix appears at $W_R = M_R - i\Gamma_R/2 = (1212 \pm 48 i) \text{ MeV}$ which is almost exactly at the correct position $(1210 \pm 50 i) \text{ MeV}$ [19]. The corresponding moduli and phases for the transverse multipoles are shown in Table 1. While the magnitudes are underestimated, the ratio as well as the phases are much better reproduced.

6 Summary and conclusions

We have investigated a method to calculate directly the K -matrices of resonant electro-production processes in the framework of chiral quark models.

Table 1

Resonance pole parameters extracted from the computed $E_{1+}^{(3=2)}$ and $M_{1+}^{(3=2)}$ multipoles, compared to various determinations from data. The moduli are in units of 10^{-3} fm .

$R \text{ [fm]}/f \text{ [MeV]}$	r_E	r_E	r_M	r_M	R	R
1.1 / 78	0.75	154	16	25	0.031	0.037 i
1.0 / 81	0.72	158	15	28	0.030	0.037 i
0.9 / 83	0.67	159	14	31	0.029	0.037 i
Ref. [17]	1.23	154.7	21.16	27.5	0.035	0.046 i
Ref. [18], M SP t	1.12	162	20.75	36.5	0.040	0.047 i
Ref. [20], Fit 1	1.22	149.7	22.15	27.4	0.029	0.046 i
Ref. [21], Fit A	1.38	158	20.9	31	0.040	0.053 i

The main advantage of the method shows up in the treatment of resonant channels in which the resonant part of the amplitude can be separated from the background part in an unambiguous way. Furthermore, the finite width of the resonance can be correctly taken into account.

The method has been successfully applied to the calculation of amplitudes in the $\pi\pi$ channel in the cloudy Bag Model. In spite of the simplicity of the model we have been able to reproduce reasonably well the behavior of all amplitudes from the threshold up to the energies where the two-pion production becomes important.

In the future we intend to apply the method to the calculation of electroproduction amplitudes in other channels. Particularly interesting is the ρ oper channel, where the interplay between the resonant part induced by the excited quark core and the background due to the scattering pion being attached to the nucleon as well as to the delta, becomes crucial.

Acknowledgements

This work was supported by the Bilateral Program for Scientific and Technological Cooperation of the Ministry of Education, Science, and Sports of Slovenia, and the Ministry of Science, Innovation, and Higher Studies of Portugal (GRICES Agency).

References

- [1] L. Tiator, D. Drechsel, S. S. Kamalov, S. N. Yang, Eur. Phys. J. A 17 (2003) 357.
- [2] M. Fiolhais, B. Golli, S. Sirca, Phys. Lett. B 373 (1996) 229.
- [3] L. Amorima, P. Alberto, M. Fiolhais, Phys. Rev. C 62 (2000) 045202.
- [4] G. C. Gellas, T. R. Hemmert, C. N. Ktorides, G. I. Poulis, Phys. Rev. D 60 (1999) 054022.
- [5] T. Sato, T.-S. H. Lee, Phys. Rev. C 63 (2001) 055201.
- [6] R. M. Davidson, N. C. Mukhopadhyay, Phys. Rev. D 42 (1990) 20.
- [7] M. Weyrauch, Phys. Rev. D 35 (1974) 1574.
- [8] G. Kalbermann, J. M. Eisenberg, Phys. Rev. D 2 (1983) 71.
- [9] R. G. Newton, Scattering Theory of Waves and Particles, Dover Publications, New York 1982.
- [10] B. Golli, M. Rosina, J. da Providência, Nucl. Phys. A 436 (1985) 733.
- [11] K. Bernuth, D. Drechsel, L. Tiator, J. B. Seaborn, Phys. Rev. D 37 (1988) 89.
- [12] R. A. Amdt, W. J. Briscoe, R. L. Workman, I. I. Strakovsky, SAID Partial-Wave Analysis, <http://gwdac.phys.gwu.edu/>.
- [13] D. H. Lu, A. W. Thomas, A. G. Williams, Phys. Rev. C 55 (1997) 3108.
- [14] Th. Pospischil et al. (A1 Collaboration), Phys. Rev. Lett. 86 (2001) 2959.
- [15] D. Drechsel, S. S. Kamalov, L. Tiator, Nucl. Phys. A 645 (1999) 145 and <http://www.kph.uni-mainz.de/MAID/>.
- [16] K. Joo et al. (CLAS Collaboration), Phys. Rev. Lett. 88 (2002) 122001.
- [17] O. Hanstein, D. Drechsel, L. Tiator, Phys. Lett. B 385 (1996) 45.
- [18] Th. Wilbois, P. Wilhelm, H. Arenhovel, Phys. Rev. C 57 (1998) 295.
- [19] S. Eidelman et al. (Particle Data Group), Phys. Lett. B 592 (2004) 1.
- [20] R. M. Davidson et al., Phys. Rev. C 59 (1999) 1059; the average of VPI and RPI analysis results is listed.
- [21] R. Workman, R. A. Amdt, Phys. Rev. C 59 (1999) 1810.