

$B \rightarrow J=K$ in a Supersymmetric Right-handed Flavor Mixing Scenario

Wei-Shu Hou, Makiko Nagashima, and Andrea Soddu
Department of Physics, National Taiwan University, Taipei, Taiwan 106, R.O.C.

(Dated: May 23, 2019)

A supersymmetric extension of the Standard Model, with maximal s_R - b_R mixing and a new source of CP violation, contains all the necessary ingredients to account for a possible anomaly in the measured CP asymmetry in $B \rightarrow K_S$ decay. In the same framework we study the decay $B \rightarrow J=K$, paying particular attention to observables that can be extracted by performing a time dependent angular analysis, and become nonzero because of new physics effects.

PACS numbers: 11.30.Er, 11.30.Hv, 12.60.Jv, 13.25.Hw

I. INTRODUCTION

Recent results on B decay to charm onium modes, such as $B \rightarrow J=K_S(K)$, are in good agreement with the Standard Model (SM). However, for the time-dependent CP asymmetry in $B \rightarrow K_S$ mode, also if new results seem to show more agreement with the SM, $S_{K_S} = 0.50 \pm 0.25$ (BaBar) [1] and $S_{K_S} = 0.06 \pm 0.33$ (Belle) [2], than in the past, (beforeICHEP04, the world average $S_{K_S} = 0.02 \pm 0.29$ [3]), New Physics (NP) effects could still play some role. A deviation from the SM expectation of $S_{K_S} = S_{K_S}$ would call for large s - b mixing, the existence of a new source of CP violation, and perhaps right-handed dynamics [4]. It would be important to find confirming evidence in the future.

In anticipation of a future "super B factory" that would allow precision measurements, we study CP violation in the vector-vector $B_d^0 \rightarrow J=K$ mode by taking into account deviations in S_{K_S} . We do not expect the NP effects to show up in the branching fraction since, in contrast to $B \rightarrow K_S, B_d^0 \rightarrow J=K$ decay is tree dominant. With special attention to observables related to the time dependent CP asymmetry [5, 6], we focus on manifestations of NP effects. In the phenomenological analysis presented in this paper, we pay particular attention to those observables which are expected to vanish in the SM [6].

II. $B \rightarrow VV$

The $B_d^0 \rightarrow J=K^{(\prime)}$ decay is dominated by the tree level $b \rightarrow c$ process, while the CP phase in the corresponding penguin amplitude is highly suppressed. If NP contributions are present, it could manifest itself as direct CP violation effects. This can be illustrated by the full amplitude for the decay $B \rightarrow f$,

$$A(B \rightarrow f) = ae^{i^a} + be^{i^b}; \quad (1)$$

where the weak phases are assumed to be zero for the first amplitude and for the second, and a, b are the respective strong phases. For the CP conjugate decay $B \rightarrow \bar{f}$

the amplitude is given by changing the sign of the weak phase. One then obtains the direct CP asymmetry

$$a_{\text{dir}}^{\text{CP}} = \frac{(B \rightarrow f) - (B \rightarrow \bar{f})}{(B \rightarrow f) + (B \rightarrow \bar{f})} \quad (2)$$

$$= \frac{2ab \sin(a-b) \sin \delta}{a^2 + b^2 + 2ab \cos(a-b) \cos \delta}; \quad (3)$$

which does not vanish for $\delta \neq 0$ and if the strong phase difference is also not zero. However, since the b quark is rather heavy, the strong phases are expected to be small and the effect of NP in the direct CP asymmetry could be washed out. It is therefore important that one can still seek for NP effects by performing a time dependent analysis and comparing $B_d^0(t) \rightarrow J=K$ with $J=K_S$. In fact, more information is contained in the time dependent angular analysis of vector-vector decays such as $B_d^0(t) \rightarrow J=K$ or K [6].

For a $B \rightarrow VV$ decay, the final state can be decomposed into three helicity amplitudes $f_{A_0; A_K; A_\perp}$. A_0 corresponds to both the vector mesons being polarized along their direction of motion, while A_K and A_\perp correspond to both polarization states being transverse to their directions of motion but parallel and orthogonal to each other, respectively [7]. If in particular we consider the decay $B_d^0(t) \rightarrow J=K$, analogous to Eq. (1) we have,

$$A(B \rightarrow J=K) = ae^{i^a} + be^{i^b} e^{i^b}; \quad (4)$$

$$A(B \rightarrow J=K) = ae^{i^a} + be^{i^b} e^{i^b}; \quad (5)$$

where a and b are the SM and NP amplitudes and a, b their respective strong phases, for each helicity component. The full decay amplitude becomes

$$A(B \rightarrow J=K) = A_0 g_0 + A_K g_K + i A_\perp g_\perp; \quad (6)$$

$$A(B \rightarrow J=K) = A_0 g_0 + A_K g_K - i A_\perp g_\perp; \quad (7)$$

with g the coefficients of the helicity amplitudes in the linear polarization basis [8]. If one considers the case where K and \bar{K} are detected through their decay to K_S^0 so that both B_d^0 and B_d^0 decay to a common final state, the time dependent decay rates can be written as,

$$(B_d \rightarrow J=K) = e^{-\Gamma t} X$$

By performing an angular analysis and time dependent study of the decays $B_d \rightarrow J=K$ and $B_d \rightarrow J=K$, one can measure the observables ϕ , ϕ , and ϕ [6]. These observables can be expressed in terms of the normalized helicity amplitudes A_0 , A_k and A_\perp :

$$\begin{aligned} \phi &= \frac{jA_\perp^2 + jA_k^2}{2}; \\ \phi &= \frac{jA_\perp^2 - jA_k^2}{2}; \\ \phi_i &= \text{Im}(A_\perp A_i - A_\perp A_i); \\ \phi_0 &= \text{Re}(A_k A_0 + A_k A_0); \\ \phi_i &= \text{Im}(A_\perp A_i + A_\perp A_i); \\ \phi_0 &= \text{Re}(A_k A_0 - A_k A_0); \\ \phi_{\perp i} &= \text{Re} \left(\frac{q}{p} (A_\perp A_i + A_i A_\perp) \right); \\ \phi_{\perp \perp} &= \text{Im} \left(\frac{q}{p} A_\perp A_\perp \right); \\ \phi_{\perp \perp} &= \text{Im} \left(\frac{q}{p} (A_k A_0 + A_0 A_k) \right); \\ \phi_{ii} &= \text{Im} \left(\frac{q}{p} A_i A_i \right); \end{aligned} \quad (9)$$

$$\cos \phi = \frac{2 \text{Re}(A_\perp A_i)}{A_\perp^2 + A_i^2} \quad \sin \phi = \frac{2 \text{Im}(A_\perp A_i)}{A_\perp^2 + A_i^2} \quad (8)$$

where $i = f_0, K^0, \eta$, $\phi = \exp(i\phi_{\text{mix}})$ with ϕ_{mix} the weak phase in $B_d^0 \rightarrow B_d^0$ mixing. From Eqs. (4) and (5) one can obtain the same observables in terms of a , b , ϕ , ϕ and ϕ [6]. In particular, ϕ_i can be expressed as,

$$\phi_i = 2[a_\perp b_i \cos(\phi_i - \phi) - a_i b_\perp \cos(\phi_i + \phi)] \sin \phi \quad (10)$$

The observable ϕ_i is special, as made clear by Eq. (10), because it remains nonzero in the presence of NP effects ($\phi \neq 0$), even if the strong phase differences vanish. In contrast, direct CP asymmetries are washed out if the strong phase differences vanish [6].

III. $B \rightarrow J=K$

We can now proceed towards NP effects in $B \rightarrow J=K$. We start by writing the decay amplitudes for $B \rightarrow J=K$ using the factorization approximation, but keeping the color octet contribution [9],

$$\begin{aligned} A(B \rightarrow J=K) &= i \frac{G_F}{\sqrt{2}} V_{cb} V_{cs}^* f_m \left[(1 + \frac{s}{2}) a_2^e h_K - j s (1 + \frac{s}{2}) b j B_i \right. \\ &\quad \left. + \frac{s}{2} \frac{m_b}{q^2} h_K - j s i q (c_{12} (1 + \frac{s}{2}) + c_{12}^0 (1 - \frac{s}{2})) b j B_i g \right]; \end{aligned} \quad (11)$$

where $\phi = \phi_{J=K} = 0$; ϕ denote the helicities of the final state vector particles $J=$ and K in the B^0 rest frame [10]. The dominant contribution in Eq. (11) is given by the tree level term proportional to

$$a_2^e = c_2^e + \frac{q^2}{q^2}; \quad (12)$$

while the color dipole moment terms, with the c_{12} operator coming dominantly from SM and the c_{12}^0 operator due exclusively to NP, give smaller corrections. In the expression for a_2^e we have neglected the strong and electroweak penguin contributions. The quantity $\frac{1}{N_c} + \frac{s}{8}$ in Eq. (12) takes the value $1/N_c = 1/3$ in the naive factorization while deviations from $1/N_c$ due to non-factorizable contributions to the hadronic matrix elements are measured by the parameters ϕ and ϕ [9]. The

effective Wilson coefficients $c_1^e(m_b)$ and $c_2^e(m_b)$ for a $b \rightarrow s$ transition are defined in Ref. [11].

The way we proceed to determine the parameter ϕ follows Ref. [12]. We fit the branching ratios for the decays $B \rightarrow J=K_S(K)$ and $B \rightarrow (2S)K$ to extract a_2^e . We checked explicitly that the NP effect of Ref. [4] does not make significant impact on the decay rates. However, the extraction of a_2^e depends on the specific model one uses for the hadronic form factors [12]. In this work we use the form factors at zero momentum transfer for the $B \rightarrow V$ transitions obtained in the light-cone sum rule (LCSR) analysis [13]. The form factor q^2 dependence is parametrized by

$$f(q^2) = \frac{f(0)}{1 - a(q^2 - m_B^2) + b(q^2 - m_B^2)^2}; \quad (13)$$

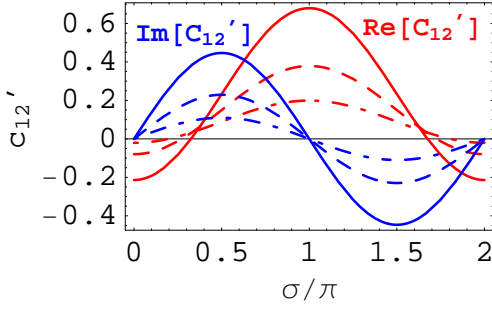


FIG. 1: c_{12}^0 as a function of σ for $m_1 = 200$ GeV and $m = 2$ TeV. $\text{Re}(c_{12}^0)$ and $\text{Im}(c_{12}^0)$ are plotted with solid, dash and solid-dash lines for $m_g = 300; 500; 800$ GeV.

where the values of the parameters a and b are given in Ref. [13]. Our extracted value for a_2^s is 0.20, which using Eq. (12) and the effective Wilson coefficients of Table 1 of Ref. [11] gives $\beta = 0.48$, or the effective number of colors $1 = 2.1$. Knowing β one derives $\beta_s = 0.15$ and for the value of β_s^0 we assume $\beta_s^0 = \beta_s$ [9].

IV. $B \rightarrow J=K$ AND NP EFFECTS

As previously mentioned, in this work we focus on the decay $B_d^0(t) \rightarrow J=K$ in the context of a supersymmetric model with maximal $\tilde{t}_R - \tilde{b}_R$ mixing. An approximate Abelian flavor symmetry [14] can be introduced to justify such a large mixing. In this model the right-right mass matrix $M_{RR}^{2(s b)}$ for the strange-beauty squark sector takes the form

$$M_{RR}^{2(s b)} = \begin{pmatrix} m_{22}^2 & m_{23}^2 e^{-i} \\ m_{23}^2 e^i & m_{33}^2 \end{pmatrix} R \begin{pmatrix} m_1^2 & 0 \\ 0 & m_2^2 \end{pmatrix} R^\dagger; \quad (14)$$

where $m_{ij} = m^2$, the squark mass scale, and

$$R = \begin{pmatrix} \cos e^i & \sin e^i \\ \sin e^i & \cos e^i \end{pmatrix}; \quad (15)$$

The phase e^i is the NP weak phase which will affect the observables one can extract from an angular analysis. Because of the almost democratic structure of $M_{RR}^{2(s b)}$, one of the two strange-beauty squarks, $\tilde{s}b_1$, can be rather light, even for $m = 0$ (TeV). A light strange-beauty squark, together with a light gluino, can make $S_{\text{K}s}$ negative for $\beta_s = 2$ [4].

The main new contribution to $B_d^0(t) \rightarrow J=K$ is given by the color dipole moment amplitude through gluino and $\tilde{s}b$ squark exchange in the loop. The analytic expressions for the Wilson coefficient c_{12}^0 for the color dipole moment operator $g_s = (8/3)m_{bs}$ ($1/g_s^A = 2b/g^A$) can be found in Ref. [15]. The coefficient c_{12} remains basically the same as $c_{12}^{\text{SM}} = 0.15$. In Fig. 1 we plot the real and imaginary parts of the Wilson coefficient c_{12}^0 for three different values of gluino mass $m_g = 300; 500; 800$ GeV [20]. The eigenvalues of Eq. (14) are taken (with some level of tuning) as $m_1^2 = (200 \text{ GeV})^2$ and $m_2^2 = 2m^2 - m_1^2$ with $m^2 = (2 \text{ TeV})^2$.

Using the parametrization for the matrix elements $\langle K | j_s (1 - \gamma_5) b | B \rangle$ and $\langle K | j_s i (1 - \gamma_5) b | B \rangle$ given in Ref. [9] the amplitudes $A(B \rightarrow J=K)$ can be written as,

$$A(B \rightarrow J=K) = i \frac{G_F}{2} V_{cb} V_{cs}^* f m_K \left(\langle K | (1 - \gamma_5) a_2^e \frac{V(m^2)}{m_B + m_K} \right) P_K P_B + \frac{i}{2} (m_B + m_K) A_1(m^2) g + \frac{A_2(m^2)}{m_B + m_K} P_B P_B - \frac{s m_B}{2 m^2} s (c_{12} + c_{12}^0) g_+(m^2) P_K P_B + i \frac{s m_B}{2 m^2} s (c_{12} - c_{12}^0) \frac{1}{2} (g_+(m^2) (m_B^2 - m_K^2) + g_+(m^2) m^2) g - (g_+(m^2) h(m^2) m^2) P_B P_B; \quad (16)$$

The general covariant form for $A_{0;1}$ is given by,

$$A_{0;1} = (0; 1)_K (0; 1)_B a g + \frac{b}{m - m_K} P_B P_B + \frac{ic}{m - m_K} P_K P_B; \quad (17)$$

where a , b and c are three invariant amplitudes. The corresponding amplitudes $A_{0;1}$ are obtained by taking the conjugate of the invariant amplitudes $a; b; c$ and switching the sign of the term $P_K P_B$ in Eq. (17). By

comparing Eq. (16) with Eq. (17) one can extract the three invariant amplitudes,

$$a = \frac{1}{2} (m_B + m_K) A_1 (m^2) a_2^e - \frac{s m_B}{2 m^2} [c_{12} - c_{12}^0] \frac{1}{2} g_+ (m^2) (m_B^2 - m_K^2) + g_+ (m^2) m^2 ; \quad (18)$$

$$b = m m_K \frac{A_2 (m^2)}{m_B + m_K} a_2^e + \frac{s m_B}{2 m^2} [c_{12} - c_{12}^0] g_+ (m^2) h (m^2) m^2 ; \quad (19)$$

$$c = m m_K \frac{V (m^2)}{m_B + m_K} a_2^e - \frac{s m_B}{2 m^2} [c_{12} + c_{12}^0] g_+ (m^2) ; \quad (20)$$

In the expressions of Eqs. (18)-(20) we have omitted the common factor $\frac{1}{2G_F V_{cb} V_{cs} f m}$. Note that each invariant amplitude contains a SM contribution which is dominated by the tree level term proportional to a_2^e plus the color dipole moment term proportional to c_{12} , and a NP contribution proportional to c_{12}^0 . One can consequently write the three invariant amplitudes as the sum of a SM and a NP contribution: $a; b; c = (a; b; c)^{SM} + (a; b; c)^{NP}$.

We now rewrite the helicity amplitudes $A_{0;1}$ in terms of the invariant amplitudes and the kinematic factor $x_{\vec{p} \vec{p}} = (m m_K)$ [16]. Writing separately for the SM and NP contributions, we obtain,

$$\begin{aligned} A_{0;1}^{SM,NP} &= a^{SM,NP} c^{SM,NP} \frac{p}{x^2 - 1} ; \\ A_{0;1}^{SM,NP} &= a^{SM,NP} x b^{SM,NP} (x^2 - 1) ; \end{aligned} \quad (21)$$

with $A_{0;1} = A_{0;1}^{SM} + A_{0;1}^{NP}$. To evaluate the observables of Eq. (9) one can transform $A_{0;1}^{SM,NP}$ in the corresponding linear polarization amplitudes $A_{0;k;?}^{SM,NP}$ using the relations: $A_{k;?} = (A_{+1} - A_{-1}) = \frac{p}{2}$, A_0 being the same in both basis.

The invariant amplitudes in the linear polarization basis $a_{0;k;?}$ and $b_{0;k;?}$ can subsequently be expressed in terms of $(a; b; c)^{(SM,NP)}$,

$$\begin{aligned} a_0 &= a^{SM} x b^{SM} (x^2 - 1) ; \\ b_0 e^i &= a^{NP} x b^{NP} (x^2 - 1) ; \\ a_k &= \frac{p}{2a^{SM}} ; \\ b_k e^i &= \frac{p}{2a^{NP}} ; \\ a_? &= c^{SM} \frac{p}{2(x^2 - 1)} ; \\ b_? e^i &= c^{NP} \frac{p}{2(x^2 - 1)} ; \end{aligned} \quad (22)$$

where $\phi = \arg(c_{12}^0)$.

In Fig. 2 we plot the observables $\Delta_{\perp i}$ versus the NP weak phase $\phi = \arg(c_{12}^0)$ for three different values of the gluino mass $m_g = 300; 500; 800$ GeV, with squark masses $m_1^2 = (200 \text{ GeV})^2$ and $m_2^2 = 2m^2 - m_1^2$ with $m = 2 \text{ TeV}$. We note that the effects of NP can be at most a few percent, and tend to disappear as the gluino becomes heavier [21]. This can be understood from Eq. (10) together with the expressions for $\Delta_{\perp i} = a^2 + b^2 + 2ab \cos \phi \cos \sigma$. In fact, the main

contributions to $\Delta_{\perp i}$ are proportional to a^2 (tree level dominated) hence are of $O(1)$, while for $\Delta_{\perp i}$ one has $O(b^2) = O(0.01)$ at most, being suppressed by the ratio $P^{NP} = T^{SM}$ with P and T indicating respectively the penguin and tree terms.

We see that, for the particular model considered in this work, to observe NP effects by performing an angular analysis for the decay $B_d^0(t) \rightarrow J=K$, one needs to be able to extract $\Delta_{\perp i}$ with a precision of at least a few per cent. On the other hand, as stressed in Ref. [6], no tagging or time dependent measurements are needed to measure $\Delta_{\perp i}$ since it appears with the same sign in both rates for $B_d^0(t)$ and $B_d^0(t)$ (see Eq. (8)).

Following from the above considerations, it is evident that the decay $B_d^0(t) \rightarrow K$ becomes really interesting. This decay, contrary to $B_d^0(t) \rightarrow J=K$, is not tree level dominated. Rather, it is of pure penguin type, and in the model considered a and b are of the same order. This implies now that the observables $\Delta_{\perp i}$ not only differ from zero if there are NP effects, but they are expected to be of $O(1)$, being the ratio $P^{NP} = P^{SM} = O(1)$. Obviously for the decay $B_d^0(t) \rightarrow K$ the hadronic uncertainties play a more important role than for the decay $B_d^0(t) \rightarrow J=K$, plaguing the theoretical prediction for $\Delta_{\perp i}$. Furthermore, the strength of the transverse components are not yet understood.

For $B_d^0(t) \rightarrow J=K$ decay, full angular analysis by the CLEO Collaboration [17] shows that the P wave component is small, $jP \cdot \hat{p} = jA \cdot \hat{p} = 0.16 \pm 0.08 \pm 0.04$, while the longitudinal component is around 50%, $L =$

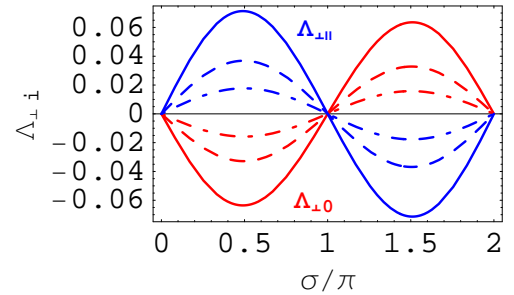


FIG. 2: $\Delta_{\perp i}$ as a function of ϕ for $m_1 = 200 \text{ GeV}$ and $m = 2 \text{ TeV}$. $\Delta_{\perp i}$ are plotted in solid, dash and solid-dash lines for $m_g = 300; 500; 800 \text{ GeV}$.

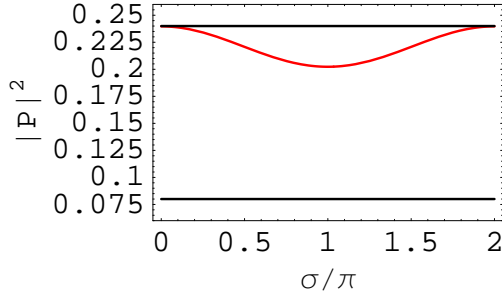


FIG. 3: $|P_L|^2$ as a function of σ/π for $m_1 = 200$ GeV, $m_2 = 2$ TeV and $m_g = 300$ GeV compared with experiment.

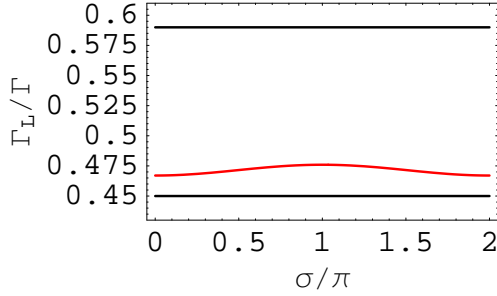


FIG. 4: Γ_L/Γ as a function of σ/π for $m_1 = 200$ GeV, $m_2 = 2$ TeV and $m_g = 300$ GeV compared with experiment.

$jA_0 j^2 = 0.52 \pm 0.07 \pm 0.04$. Recent measurements for the longitudinal and transverse amplitudes have been also reported by both BaBar [18] and Belle [19] Collaborations with the respective values $jA_0 j^2 = 0.16 \pm 0.03 \pm 0.01$, $jA_0 j^2 = 0.60 \pm 0.03 \pm 0.02$ and $jA_0 j^2 = 0.19 \pm 0.02 \pm 0.03$, $jA_0 j^2 = 0.62 \pm 0.02 \pm 0.03$. In Figs. 3 and 4 we plot respectively $|P_L|^2$ and Γ_L/Γ as a function of the NP weak phase σ . It seems clear that both statistical and systematic errors need to be reduced by an order of magnitude to discriminate a nonzero value for ϕ_i as predicted by the model considered. We expect that the error on the extracted value of ϕ_i will be of the same order as the one on $|P_L|^2$ or Γ_L/Γ .

We conclude this section by presenting the results for $\sin 2\phi_1^{\text{meas}} = \text{Im} \frac{qA}{pA}$, where $\phi = 0; \pi$ [22]. If NP effects are present one will not be able to extract ϕ_1^{mix} [23] (the phase of $B_d^0 \rightarrow B_d^0$ mixing which in general can be affected by NP) and the measured value of ϕ_1 , which will depend on the helicity of the final state, will differ from the real value of ϕ_1^{mix} [6]. In Fig. 5 we plot $\sin 2\phi_1^{\text{meas}}$ as a function of the NP weak phase σ . As for the quantities ϕ_i , the effects of NP on $\sin 2\phi_1^{\text{meas}}$ can be at most of few per cent. Deviations from $\sin 2\phi_1^{\text{mix}}$ reach their largest value at $\sigma = \pm 2$ and are bigger for the transverse components, $f = k; g$. On the other hand deviations on $\sin 2\phi_{10}^{\text{meas}}$, even if smaller, could be easier to detect because of the higher number of longitudinally polarized final states. On top of that by comparing

$\sin 2\phi_1(B \rightarrow J=K_S)$ [9] in Fig. 6 with $\sin 2\phi_{10}^{\text{meas}}$, one can observe that deviations from $\sin 2\phi_1^{\text{mix}}$ have opposite signs. [24] This divergent behavior could in principle be easier to be observed than the single deviations.

V. CONCLUSION

A supersymmetric extension of the SM with a light right-handed "strange-beauty" squark, a light gluino and a new CP phase, seems to contain all the necessary ingredients to explain the recent CP anomaly in $B_d \rightarrow K_S$. In the same framework we have calculated possible NP effects to observables that can be extracted by the time dependent angular analysis of $B_d \rightarrow J=K$. An important role is played by the quantities ϕ_i with $i = f, g, k$, which can be nonzero in the presence of NP even for very small strong phase differences. Our results show that deviations from zero can be at most of the order of a few percent, since it is suppressed by the ratios of the NP penguin amplitude to the SM tree amplitude. This obviously suggests that for decays which are pure penguins, like $B_d \rightarrow K$, deviations from zero for the observables ϕ_i are expected to be of order one.

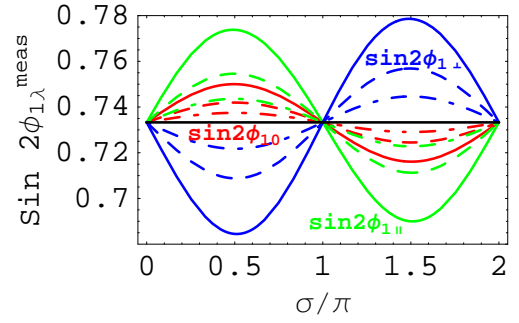


FIG. 5: $\sin 2\phi_1^{\text{meas}}$ as a function of σ/π for $m_1 = 200$ GeV and $m_2 = 2$ TeV. $\sin 2\phi_1^{\text{meas}}$ are plotted in solid, dash and solid-dash lines for $m_g = 300; 500; 800$ GeV. The black solid line corresponds to $\sin 2\phi_1^{\text{mix}} = 0.733$.

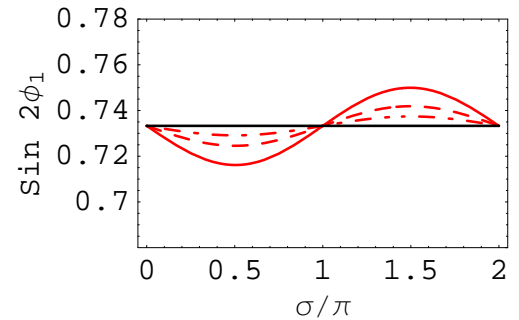


FIG. 6: $\sin 2\phi_1(B \rightarrow J=K_S)$ as a function of σ/π for $m_1 = 200$ GeV and $m_2 = 2$ TeV. $\sin 2\phi_1(B \rightarrow J=K_S)$ is plotted in solid, dash and solid-dash lines for $m_g = 300; 500; 800$ GeV. The black solid line corresponds to $\sin 2\phi_1^{\text{mix}} = 0.733$.

The quantities $\sin^2 \theta_1^{\text{meas}}$ can also differ from the real value $\sin^2 \theta_1^{\text{mix}}$ because of NP effects. In particular $\sin^2 \theta_{10}^{\text{meas}}$ and $\sin^2 \theta_1(B \rightarrow J=K_S)$ have opposite deviations from $\sin^2 \theta_1^{\text{mix}}$, and by comparing the two behaviors, NP effects could be easier to be observed than by looking at single deviations. As for θ_1 , we found that deviations are of the order of few percent.

In conclusion, New Physics effects to $B_d \rightarrow J=K$ from the model considered in this work are found to be too small to be observed at the current B factories. But because of the small NP effects, $B_d^0(t) \rightarrow J=K$ remains

a good mode for measuring $\sin^2 \theta_1^{\text{mix}}$.

Acknowledgments

This work is supported in part by grants NSC 93-2112-M-002-020, NSC 93-2811-M-002-053, and NSC 93-2811-M-002-047, the BCP Topical Program of NCTS, and the MOE CosPA project. A.S. would like to thank R. Sinha for very useful discussions.

-
- [1] M.A. Giorgi, plenary talk at ICHEP04, August 2004, Beijing, China.
- [2] Y. Sakai, plenary talk at ICHEP04, August 2004, Beijing, China.
- [3] Moriond 2004, (<http://www.slac.stanford.edu/xorg/hfag/index.html>).
- [4] Chua, W.-S. Hou and M. Nagashima, Phys. Rev. Lett. 92, 201803 (2004); A. Arribas, C.-K. Chua and W.-S. Hou, Phys. Rev. D 65, 017701 (2002).
- [5] X.-G. He and W.-S. Hou, Phys. Rev. D 58, 117502 (1998).
- [6] D. London, N. Sinha and R. Sinha, Phys. Rev. Lett. 85, 1807-1810 (2000); D. London, N. Sinha and R. Sinha, (hep-ph/0304230); D. London, N. Sinha and R. Sinha, (hep-ph/0307308), eConf C0304052/WG 422 (2003); D. London, N. Sinha and R. Sinha, (hep-ph/0207007); D. London, N. Sinha and R. Sinha, (hep-ph/0402214).
- [7] J.L. Rosner, Phys. Rev. D 42, 3732 (1959).
- [8] N. Sinha and R. Sinha, Phys. Rev. Lett. 80, 3706 (1998).
- [9] X.-G. He and W.-S. Hou, Phys. Lett. B 445, 344-350 (1999).
- [10] G. Kramer and W.F. Palmer, Phys. Rev. D 45, 193-216 (1992).
- [11] Y.-H. Chen, H.-Y. Cheng, B. Tseng and K.-C. Yang, Phys. Rev. D 60, 094014 (1999).
- [12] M. Neubert and B. Stech, Adv. Ser. Direct. High Energy Phys. 15: 294-344 (1998).
- [13] P. Ball and V.M. Braun, Phys. Rev. D 58, 094016 (1998).
- [14] Y. Nir and N. Seiberg, Phys. Lett. B 309, 337 (1993); M. Leurer, Y. Nir and N. Seiberg, Nucl. Phys. B 420, 468 (1994).
- [15] A. Arribas, C.-K. Chua and W.-S. Hou, Eur. Phys. J. C 21, 567-575 (2001).
- [16] A.S. Dighe, I. Dunietz and J.L. Rosner, Phys. Lett. B 369, 144-150 (1996).
- [17] C.P. Jessop et al. (CLEO Collaboration), Phys. Rev. Lett. 79, 4533 (1997).
- [18] B. Aubert et al. (BaBar Collaboration), Phys. Rev. Lett. 87, 241801 (2001).
- [19] K. Abe et al. (Belle Collaboration), Phys. Lett. B 538: 11-20 (2002).
- [20] A light gluino of 300 GeV is less favored by the $b \rightarrow s$ constraint.
- [21] Conservative variations of the squark scale $m_{\tilde{q}}$ and the squark mass $m_{\tilde{q}_1}$ don't produce valuable changes in the observables θ_1 from the case presented in Fig. 2.
- [22] The available measurements of $\sin^2 \theta_1$ from BaBar Collaboration with value 0.22 ± 0.52 and Belle Collaboration with value 0.10 ± 0.45 [3] are obtained without separating final states of different CP.
- [23] The number of measurements for the decays $B \rightarrow V_1 V_2$ and $B \rightarrow V_1 V_2$ is fewer than the number of theoretical parameters, making it impossible to predict θ_1^{mix} purely in terms of observables.
- [24] The final state for $B \rightarrow J=K_S$ is CP odd on the contrary to the longitudinal component for $B \rightarrow J=K$ with $K \rightarrow K_S^0$ which is CP even.