

Resonant Nucleation

Marcelo Gleiser

Department of Physics and Astronomy, Dartmouth College, Hanover, NH 03755, USA

Rafael C. Howell

Materials Science and Technology Division, Los Alamos National Laboratory, Los Alamos, NM 87545, USA
(Dated: December 24, 2018)

We investigate the role played by fast quenching on the decay of metastable (or false vacuum) states. Instead of the exponentially-slow decay rate per unit volume, $\Gamma_{\text{HN}} \sim \exp[-E_b/k_B T]$ (E_b is the free energy of the critical bubble), predicted by Homogeneous Nucleation theory, we show that under fast enough quenching the decay rate is, in fact, a power law $\Gamma_{\text{RN}} \sim [E_b/k_B T]^B$, where B is weakly sensitive to the temperature. We argue that the fast quench generates large-amplitude fluctuations about the metastable state which promote its rapid decay via parametric resonance. Possible decay mechanisms and their dependence on E_b are proposed and illustrated in a (2+1)-dimensional scalar field model with an asymmetric double-well potential.

PACS numbers: 11.10.Lm, 64.60.Qb, 05.45.Xt, 98.80.Cq

Introduction. Few topics in physics have the range of applicability of first order (or discontinuous) phase transitions. From materials science to particle physics and cosmology, the fact that a large number of physical systems can be described as having two phases separated by an energy barrier has been an active topic of research for decades [1] [2] [3]. Leaving aside the vast amount of experimental work on nucleation [4], much of the theoretical work in this field is derived in one way or another from the theory of Homogeneous Nucleation (HN) [5] [1]. As the name indicates, HN assumes that the system is initially localized in a spatially-homogeneous metastable state, that is, that only small fluctuations about the local equilibrium state, ϕ_m , exist. Specifically, one computes the partition function $Z = \int \mathcal{D}\phi \exp[-S[\phi]]$ summing only over quadratic fluctuations about ϕ_m . S is the free energy, given by the path integral $\int \mathcal{D}\phi \exp[-E[\phi]]$, where $E[\phi]$ is the free energy functional of configuration ϕ . [$k_B = c = \hbar = 1$ throughout.] In relativistic field theory, the framework of the present manuscript, false vacuum decay has been examined both at zero [6] and finite temperature [7] by a large number of authors [8]. In general (but not always, see ref. [8]), the usual HN approximation is adopted from the start. At finite temperatures, one uses the well-known exponential decay rate per unit volume,

$$\Gamma_{\text{HN}} \sim T^4 \exp[-E_b/T]; \quad (1)$$

where E_b is the free energy barrier for the decay, or the energy of the critical bubble or bounce, $\phi_b(r)$, the solution to the equation

$$\omega + \frac{d}{dr} \frac{1}{r} \phi_0 = \frac{\partial V[\phi]}{\partial \phi}; \quad (2)$$

with appropriate boundary conditions. A prime denotes derivative with respect to the d-dimensional radial coordinate (sphericity is energetically favored) and $V[\phi]$

is the effective potential that sums over thermal and quantum contributions when applicable. At $T = 0$, one has a purely quantum vacuum decay, and the pre-factor T^4 is roughly approximated by M^4 , the relevant mass scale, while E_b/T is substituted by $S_E[\phi_b]$, the (d+1)-dimensional Euclidean action of the bounce configuration. [We will not be concerned here with the perturbative computation of the prefactor or with the connection between quantum and thermal nucleation.]

In the present work we examine what happens if one relaxes the usual approximation that the initial state is well-localized about equilibrium. To do this, we submit the system to an instantaneous quench, equivalent to a sudden change of potential from a single to an asymmetric double well. Although in this first study we will only consider instantaneous quenches, we expect our results to carry on at least partially to slower quenches, so long as the quenching rate Γ_{quench} is faster than the relaxation rate of the field's zero mode, Γ_0 . Why the field's zero mode? As it has the longest wavelength it is the slowest to equilibrate. Of course, as $\Gamma_{\text{quench}} \rightarrow 0$, the system will remain in equilibrium. For appropriate choices of parameters, the rapid quench will induce large-amplitude oscillations of the field's zero mode [9]. Due to the nonlinear coupling in the potential, energy will be transferred from the zero mode to the field's higher k-modes. As observed in reference [9] in the context of symmetric double-well potentials, this transfer of energy results in the nucleation, via parametric resonance, of oscillon-like configurations [10]. These localized field configurations act as precursors for the nucleation of a critical bubble, greatly reducing the decay time-scale. In the simulations we examined, the critical bubble emerges as two or more sub-critical oscillons coalesce, or, for larger asymmetries, as a single oscillon becomes critically unstable to growth.

The Model. We consider a (2+1)-dimensional real scalar field (or scalar order parameter) $\phi(x;t)$ evolving

under the influence of a potential $V(\mathbf{r})$. If the system does not interact with an external bath, the continuum Hamiltonian is conserved and the total energy of a given field configuration $\phi(\mathbf{r}; t)$ is,

$$H[\phi] = \int d^2x \left[\frac{1}{2} (\partial_t \phi)^2 + \frac{1}{2} (\nabla \phi)^2 + V(\phi) \right]; \quad (3)$$

where

$$V(\phi) = \frac{m^2}{2} \phi^2 - \frac{g}{3} \phi^3 + \frac{\lambda}{8} \phi^4 \quad (4)$$

is the potential energy density. The parameters m , g , and λ are positive definite and temperature independent. This potential could easily be scaled into a typical Ginzburg-Landau potential, $V(\phi) = \frac{a}{2} \phi^2 + \frac{b}{8} \phi^4$ with $H(t)$ an external homogeneous magnetic field. It is helpful to introduce the dimensionless variables $\phi = \phi_0 \tilde{\phi}$, $x^0 = x_0 \tilde{t}$, and $\mathbf{r} = (\tilde{m})^{-1} \tilde{\mathbf{r}}$ (We will henceforth drop the primes). If $\tilde{m} \neq 0$, the Z_2 symmetry is explicitly broken. When $\tilde{m} = 1.5$, the two minima are degenerate (SDW). We will only be concerned here with $\tilde{m} > 1.5$. For $\tilde{m} > 1.5$, the minimum at $\tilde{\phi} = 0$ becomes the local (or metastable) minimum (ADW) and $\tilde{\phi} = \pm \sqrt{\frac{2}{\lambda}}$ is the global minimum.

The quench is implemented at $t = 0$ by going from a potential with $\tilde{m} = 0$, that is, a symmetric anharmonic single well, to one with $\tilde{m} > 1.5$. Note that the system remains at the minimum at $\tilde{\phi} = 0$, which goes from being the global (only) minimum to being a local minimum. The initial state at $t < 0$ is prepared as a thermal state with temperature T : the momentum and field modes in k -space satisfy $\hbar \mathbf{k} \cdot \mathbf{j} = T$ and $\hbar \mathbf{k} \cdot \mathbf{j} = \frac{T}{k^2 + m_H^2}$, respectively. $m_H^2 = 1 + \frac{3}{2} \hbar^2$ is the Hartree mass [11]. Note that even though we are using temperature to specify the initial state, one could equally well prepare a Gaussian-distributed initial state with a fixed distribution in momentum space with no relation to temperature. Note also that the temperature remains fixed throughout the simulation: the quench is in the parameter \tilde{m} . [Even though strictly speaking changing the shape of the potential implies in a different nonequilibrium temperature, we checked that the difference is under 0.15%. Thus, we refer to T as constant.]

Oscillons are nucleated due to parametric resonance. As observed in ref. [9], the quench induces oscillations in the field's zero mode, which are damped within a time-scale τ_0 . The amplitude of these fluctuations grows with T . Decomposing the field as $\phi(\mathbf{r}; t) = \phi_{\text{ave}}(t) + \phi(\mathbf{r}; t)$, where $\phi_{\text{ave}}(t) = \frac{1}{V} \int dV$, the fluctuations satisfy a Mathieu equation

$$-\ddot{\phi} + V_e^{(0)}[\phi_{\text{ave}}(t)] \phi = 0; \quad (5)$$

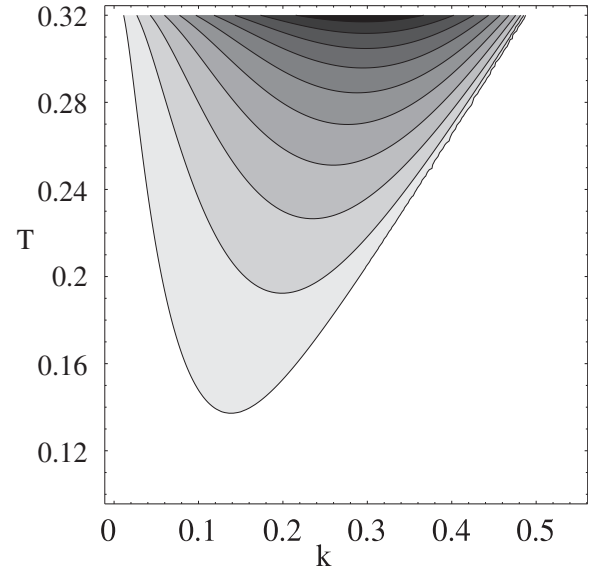


FIG. 1: Lines of constant amplification rate for small-amplitude modes at various temperatures, beginning with $\phi_{\text{min}} = 2.8 \times 10^{-2}$ for the bottom-most contour and increasing in increments of $\Delta\phi = 1.3 \times 10^{-2}$.

where we have introduced the effective potential,

$$V_e[\phi_{\text{ave}}; \hbar^2] = \frac{1}{2} m_H^2(t) \phi_{\text{ave}}^2 + \frac{1}{3} g \phi_{\text{ave}}^3 + \frac{1}{8} \lambda \phi_{\text{ave}}^4; \quad (6)$$

In Fig. 1 we show the lines of constant amplification rate for different wave numbers and temperatures. At low temperatures $T < 0.14$, no modes are ever amplified. As the temperature is increased, so is the amplitude of oscillation in ϕ_{ave} , gradually causing the band $0 < k < 0.48$ to resonate.

As we discussed in ref. [9], parametric resonance leads to the emergence of oscillon-like configurations, long-lived time-dependent localized field configurations which are well-described by Gaussian profiles, $\phi_{\text{osc}}(\mathbf{r}; t) = \phi_a(t) \exp[-r^2/R^2]$. We also showed how the emergence occurs with remarkable synchrony, driven by the parametric oscillations of the zero mode. As the zero mode sheds its energy and settles into equilibrium, the oscillons disappear. To strengthen our argument, note that since an oscillon is well-approximated by a Gaussian profile, it is comprised by modes within the band $0 < k < 2/R_{\text{osc}}$. For the potential of eq. 4 with $\tilde{m} = 1.5$, we can repeat the procedure of ref. [9] to obtain that the average radius for the nucleated oscillons is $R_{\text{osc}} = 4.3 \pm 0.4$. The related band of wave numbers is then, $0 < k < 0.47$. Referring back to Fig. 1, the reader can verify that these are also the modes excited by parametric resonance. We invite the interested reader to see simulation movies at www.dartmouth.edu/~cosmos/oscillons/

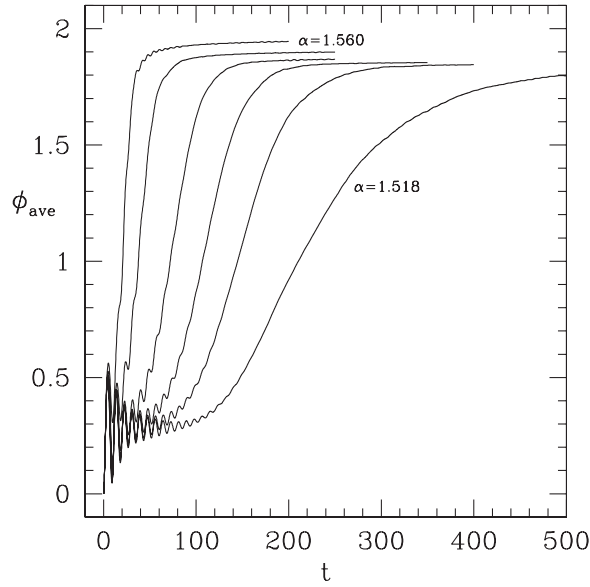


FIG. 2: The evolution of the order parameter $\phi_{\text{ave}}(t)$ at $T = 0.22$ for several values of the asymmetry. (From left to right, $\alpha = 1.56; 1.542; 1.53; 1.524; 1.521; 1.518$. Each curve is an ensemble average over 100 runs.

Resonant Nucleation. Having established that oscillons are nucleated due to parametric resonance, we can examine their role as precursors of metastable decay. Unless the potential has a large asymmetry, oscillons are typically sub-critical fluctuations; as will be discussed below, a critical nucleus may appear only due to the coalescence of two or more oscillons. It should be clear, however, that their appearance renders the homogeneity assumption of HN theory inapplicable: the metastable background is far from homogeneous and the critical energy barrier must be renormalized [13]. In other words, a rapid quench or cooling leads to departures from the usual HN assumptions. As we show next, the decay rate of the quenched system may be much faster than what is predicted by HN theory.

In Fig. 2 we show the evolution of the order parameter $\phi_{\text{ave}}(t)$ as a function of time for several values of asymmetry, 1.518 to 1.56, for $T = 0.22$. Not surprisingly, as $\alpha \rightarrow \alpha_c = 1.5$, the field remains longer in the metastable state, since the nucleation energy barrier $E_b \rightarrow 1$ at α_c . However, a quick glance at the time axis shows the fast decay time-scale, of order 10^{1-2} . For comparison, for 1.52 to 1.56, homogeneous nucleation would predict nucleation time-scales of order 10^{56} to 10^{21} (in dimensionless units). [The related nucleation barriers are, $E_b(\alpha = 1.518) = 33.67$ and $E_b(\alpha = 1.56) = 13.10$.] Clearly, while for smaller asymmetries $\phi_{\text{ave}}(t)$ displays similar oscillatory behavior to the SDW case before transitioning to the global minimum, as α is increased (asymmetry in potential is increased) the number of oscillations decreases sharply.

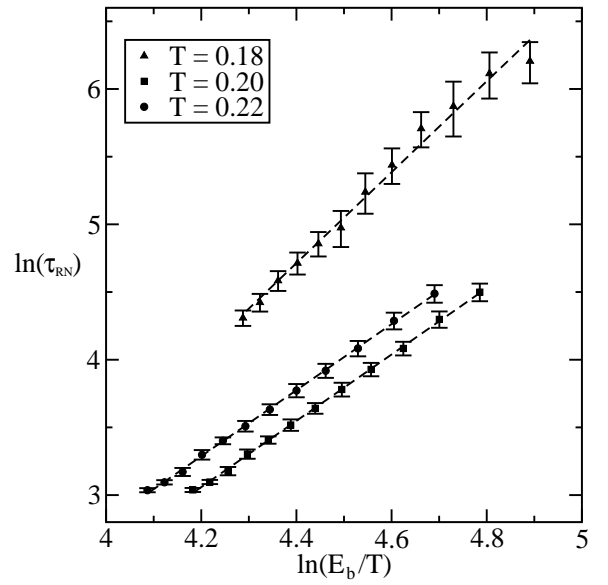


FIG. 3: The decay time-scale τ_{RN} for resonant nucleation as a function of critical nucleation free-energy barrier $E_b = T$ at $T = 0.18; 0.20$ and $T = 0.22$. The best fit is a power-law with exponent $B = 2.44$ for $T = 0.20$ and 0.22 , and $B = 3.36$ for $T = 0.18$.

In Fig. 3 we show the log-log plot of the ensemble-averaged nucleation time-scales as a function of the nucleation barrier, or critical bubble free energy, $E_b = T$ for different temperatures, $T = 0.18; 0.20$; and 0.22 . [For temperatures above $T = 0.26$, one is not able to distinguish oscillons due to the appearance of large-size domains. For $\alpha = \alpha_c$, this would be in the vicinity of the critical point.] The error bars are computed from the dispersion of the measured time scales within the ensemble. The best fit is a power law, $\tau_{\text{RN}} / (E_b = T)^B$, with $B = 2.440 \pm 0.008$ for $T = 0.20$ and $T = 0.22$, and $B = 3.36 \pm 0.04$ for $T = 0.18$. This simple power law holds for the same range of temperatures where we have observed the synchronous emergence of oscillons. [The range is similar for both SDW and ADW.] It is not surprising that the exponent B is larger for $T = 0.18$, where the synchronous emergence of oscillons is marginal: at lower temperatures, the oscillations of the field's zero mode don't extend into the spinodally unstable region where $V'' < 0$ and oscillons become rarer. In fact, as we remarked before, we have not observed any for $T < 0.16$ for the SDW. For lower temperatures, we should thus expect a smooth transition into the exponential time-scales of homogeneous nucleation. We present below what we believe is the mechanism by which the transition completes for different nucleation barriers.

First, note that the error bars in Fig. 3 increase with nucleation barrier. This spread in time-scales is related to the dynamics of the system. For $\alpha \rightarrow \alpha_c$, the radius of the nucleation bubble diverges, $R_b \rightarrow 1$. When fast quenching induces large-amplitude fluctuations of




FIG. 4: Two oscillons coalesce to form a critical bubble. First two frames from top show oscillons A and B. Third frame shows A and B coalescing. Final frame shows resulting critical bubble expanding into metastable state.

the field's zero mode, the mechanism by which the system approaches the global minimum is not through a random search in configuration space as in HN. Instead, we argue that oscillons will induce the nucleation of a critical fluctuation. The way in which this happens depends on the magnitude of the nucleation barrier: for nearly degenerate potentials, β_c , the critical nucleus has a much larger radius than a typical oscillon; it will appear as two or more oscillons coalesce. Figure 4 illustrates this mechanism. Two oscillons, labeled A and B, join to become a critical nucleus.

As β is increased further, the radius of the critical nucleus decreases, approaching that of an oscillon. In this case, a single oscillon may become the critical nucleus and promote the decay of the metastable state. This ex-

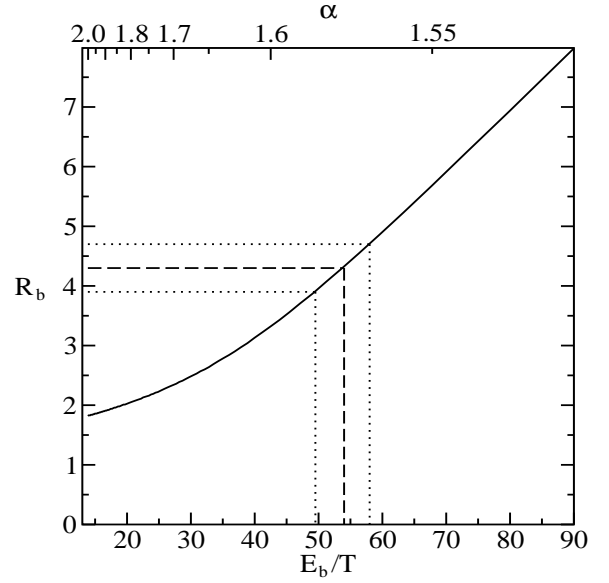


FIG. 5: Radius of critical bubble as a function of its energy barrier and related values of α at $T = 0.22$. The dashed line shows the average radius for nucleated oscillons, while the dotted lines denote the dispersion of its value. For $\alpha = 1.569$ one cannot easily distinguish between an oscillon and a critical bubble.

plains the small number of oscillations on $\phi_{ave}(t)$ as β is increased [cf. Fig. 2]. To corroborate our argument, in Fig. 5 we contrast the critical nucleation radius with that of oscillons, for different values of energy barrier and related values of α at $T = 0.22$. The average oscillon radius is $R_{osc} = 4.30 \pm 0.4$, and is identified by the dashed line, with the dotted lines denoting its dispersion. The critical nucleus radius, R_b , is roughly equal to R_{osc} for $\alpha = 1.569$, or $E_b/T = 58$. Thus, for $\alpha \approx 1.569$ one cannot distinguish between a single oscillon and a critical bubble. Since, as we have seen, oscillons appear very early on, the decay happens quite fast. For $1.5 < \alpha < 1.569$, the critical nucleus is the result of the coalescence of two or more oscillons, as illustrated in Fig. 4. They diffuse through the lattice and form bound states, somewhat as in kink-antikink breathers in 1d field theory [14]. We are currently attempting to estimate the diffusion and coalescence rate of oscillons on the lattice so that we can compute the power law decay rate analytically.

The present work opens a variety of interesting questions: How will the efficiency of the mechanism decrease as $\beta_{quench} \rightarrow 0$? What happens when the quench is induced by cooling as, for example, in the early universe? Does the power law behavior obtained here still hold for $d = 3$? If so, what is the value of the exponent B ? We intend to address these and related questions in the near future.

MG was partially supported by a NSF grant PHY-0099543. We would like to dedicate this paper to the memory of Jim Krumhansl, friend and mentor.

Electronic address: gleiser@dartmouth.edu

^y Electronic address: rhowell@lanl.gov

- [1] J. D. Gunton, M. San Miguel, and P. S. Sahni, in *Phase Transitions and Critical Phenomena*, Ed. C. Domb and J. L. Lebowitz, v. 8 (Academic Press, London, 1983); J. D. Gunton, *J. Stat. Phys.* 95, 903 (1999); J. S. Langer, in *Solids Far from Equilibrium*, Ed. C. Godreche (Cambridge University Press, Cambridge, 1992).
- [2] P. G. de Gennes, *The Physics of Liquid Crystals* (Oxford University Press, Oxford, 1993).
- [3] A. Vilenkin and E. P. S. Shellard, *Cosmic Strings and Other Topological Defects* (Cambridge University Press, Cambridge, 1994).
- [4] A. J. Leggett and S. K. Yip, in *Helium Three*, edited by W. P. Halperin and L. P. Pitaevskii (North-Holland, Amsterdam, 1990); Oerman et al., *Science* 298 (2002) 1003; J. Huang and L. S. Bartell, *J. Phys. Chem.* 99, 3924 (1994).
- [5] J. S. Langer, *Ann. Phys. (NY)* 41, 108 (1967); *ibid.* 54, 258 (1969).
- [6] S. Coleman, *Phys. Rev. D* 15, 2929 (1977); C. Callan and S. Coleman, *Phys. Rev. D* 16, 1762 (1977).
- [7] A. Linde, *Nucl. Phys. B* 216, 421 (1983); *Erratum*: B 223, 544 (1983)].
- [8] Here is an incomplete list of references: M. Stone, *Phys. Rev. D* 14 (1976) 3568; *Phys. Lett. B* 67 (1977) 186; M. Alford and M. Gleiser, *Phys. Rev. D* 48, 2838 (1993); H. Kleinert and I. Mustapic, *Int. J. Mod. Phys. A* 11 (1996) 4383, and references therein; A. Strumia and N. Tetradis, *Nucl. Phys. B* 554, 697 (1999); *ibid.* 560, 482 (2000); Y. Bergner and Luis M. A. Bettencourt, *Phys. Rev. D* 69 (2004) 045012.
- [9] M. Gleiser and R. Howell, *Phys. Rev. E* 68, 065203(R) (2003).
- [10] M. Gleiser, *Phys. Rev. D* 49, 2978 (1994); E. J. Copeland, M. Gleiser, and H. R. Muller, *Phys. Rev. D* 52, 1920 (1995); E. B. Bogomol'nyi, *Sov. J. Nucl. Phys.* 24, 449 (1976).
- [11] G. Aarts, G. F. Bonini, and C. Wetterich, *Phys. Rev. D* 63, 025012 (2000); G. Aarts, G. F. Bonini, and C. Wetterich, *Nucl. Phys. B* 587, 403 (2000).
- [12] M. Gleiser and A. Somborger, *Phys. Rev. E* 62, 1368 (2000); A. Adib, M. Gleiser, and C. Almeida, *Phys. Rev. D* 66, 085011 (2002).
- [13] M. Gleiser and A. Heckler, *Phys. Rev. Lett.* 76, 180 (1996).
- [14] D. K. Campbell, J. F. Schonfeld, and C. A. W ingate, *Physica* 9D, 1 (1983).