

Soft data and the hard pomeron

J.R. Cudell^a, A. Lengyel^b, E. Martynov^c, and O.V. Selyugin^{d*}

^aJR.Cudell@ulg.ac.be; Institut de Physique, Université de Liège, 4000 Liège, Belgium

^bsasha@len.uzhgorod.ua; Institute of Electron Physics, Universitetska 21, UA-88000 Uzhgorod, Ukraine.

^cmartynov@bitp.kiev.ua; Bogolyubov Institute for Theoretical Physics, 03143 Kiev, Ukraine

^dselyugin@qcd.theo.phys.ulg.ac.be; Institut de Physique, Université de Liège, 4000 Liège, Belgium

We show that the introduction of an additional, hard, singularity in soft forward amplitudes enables one to improve considerably the fits using a simple-pole structure for the soft pomeron.

1. Introduction

One of the central questions in QCD concerns the continuation of short-distance results to the soft region or, in other words, the extension of the large- Q^2 perturbative description of the data (F_2 , F_2^c , ...) to the non-perturbative $Q^2 = 0$ domain (σ_{tot} , ρ). There are several phenomenological models that already attempt to describe such a transition [1,2]. Most of them assume a rise in total cross sections proportional to $\log^2(s/s_0)$, which describes best the data, both for σ_{tot} and ρ [3]. Such a behaviour in s – or $1/x$ – can be used as an initial condition for evolution equations [4], and is even a very good approximation to the result of the evolution [5]. Such a rise can be obtained via a strong unitarisation of a BFKL-like singularity [2].

Following [6], we want here to explore another possibility: we shall assume that “bare” exchanges of Regge trajectories account for most of the elastic amplitude, and that unitarisation and cuts have a small, negligible, effect. This is the standard assumption that lead Donnachie and Landshoff [7] to a very simple and successful description of soft scattering, based on the exchange of two degenerate leading meson trajectories and of a soft pomeron. Recently, it was however found that such a simple singularity structure does not

allow a good description neither of soft forward data [3] nor of F_2 . In the latter case, Donnachie and Landshoff [8] have shown that the introduction of a second pomeron with a large intercept $\alpha_h \approx 1.4$ is consistent both with the evolution equations and with the data. We want here to address the former question, and show that the introduction of the *same* hard singularity makes the fit to σ_{tot} and ρ as good as that based on a $\log^2(s/s_0)$ rise.

2. Improved analysis

In the analysis of ref. [3], models based on a simple-pole pomeron were dismissed mainly because they could not describe the real part of the amplitude well, or equivalently because the fit to ρ , the ratio of the real part to the imaginary part of the elastic hadronic amplitude, had an unacceptably high χ^2 . Hence we have improved the treatment of the real part of the amplitude by introducing the following refinements:

- We include and fit the subtraction constant present in the real part of the amplitude because of rising $C = +1$ contributions;
- We use integral dispersion relations down to the correct threshold and, at low energies (for which the analytic asymptotic model is not correct), we use (a smooth fit to) the data for σ_{tot} to perform the dispersion integral.
- We use the exact form of the flux factor $\mathcal{F} =$

*on leave from the Bogoliubov Theoretical Laboratory, JINR, 141980 Dubna, Moscow Region, Russia.

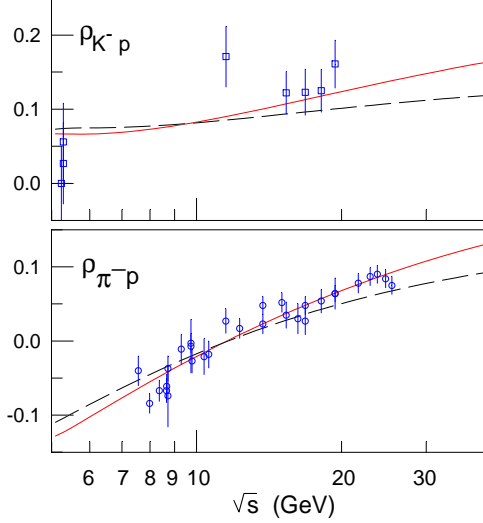


Figure 1. Difference between ρ values fitted with (plain) and without (dashed) a hard pomeron, assuming all singularities are simple poles.

$2m_p p_{lab}$ and Regge variables $\tilde{s} \equiv \frac{s-u}{2}$ proportional to $\cos(\theta_t)$ instead of their dominant terms at large- s^2 .

Following [3], we fit total cross sections and ρ for pp , $\bar{p}p$, $\pi^\pm p$ and $K^\pm p$, and total cross sections for γp and $\gamma\gamma$ in the region $5 \text{ GeV} \leq \sqrt{s}$. Furthermore, as we are using simple poles, we use Gribov-Pomeranchuk factorisation of the residues at each simple pole to predict the $\gamma\gamma$ amplitude from the pp and γp data [9].

If we define the hadronic ab amplitude as $\mathcal{A}_{ab} = \Re_{ab} + i\Im_{ab}$, we obtain the total cross section as

$$\sigma_{tot}^{ab} \equiv \frac{1}{2m_b p_{lab}} \Im_{ab}^{ab} \quad (1)$$

with p_{lab} the momentum of particle b in the a rest frame. The real part of the amplitude can then be obtained from integral dispersion relations:

$$\begin{aligned} \Re_{ab} &= R_{ab} \\ &+ \frac{E}{\pi} \text{P} \int_{m_a}^{\infty} \left[\frac{\Im_{ab}}{E' - E} - \frac{\Im_{a\bar{b}}}{E' + E} \right] \frac{dE'}{E'}, \end{aligned} \quad (2)$$

²In the $\gamma\gamma$ case, we use $\mathcal{F} = s$

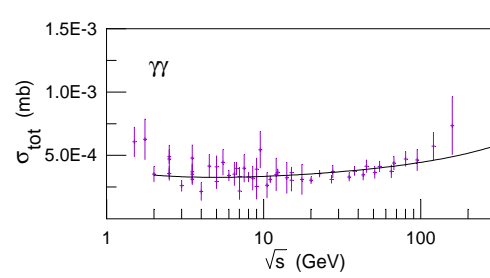


Figure 2. Fit to the $\gamma\gamma$ total cross section using Gribov-Pomeranchuk factorisation.

where E is the energy of b in the rest frame of a , P indicates that we have to do a principal-part integral, and R_{ab} is the subtraction constant.

The models that we consider are defined by the following equation:

$$\Im_{ab} \equiv s_1 \left[\Im_{ab}^{R+} \left(\frac{\tilde{s}}{s_1} \right) + \Im_{ab}^S \left(\frac{\tilde{s}}{s_1} \right) \mp \Im_{ab}^- \left(\frac{\tilde{s}}{s_1} \right) \right], \quad (3)$$

with $s_1 = 1 \text{ GeV}^2$, and the $-$ sign in the last term for particles. For the two reggeon contributions, we use simple-pole expressions $\Im_{pb}^{R+} = P_b \left(\frac{\tilde{s}}{s_1} \right)^{\alpha_+}$ and $\Im_{pb}^- = M_b \left(\frac{\tilde{s}}{s_1} \right)^{\alpha_-}$. For the pomeron contribution, we allow two simple poles to contribute:

$$\Im_{pb}^S = S_b \left(\frac{\tilde{s}}{s_1} \right)^{\alpha_o} + H_b \left(\frac{\tilde{s}}{s_1} \right)^{\alpha_h} \quad (4)$$

For comparison, we also consider expressions corresponding to a dipole or a tripole:

$$\Im_{pb}^S = D_b \frac{\tilde{s}}{s_1} \ln \frac{\tilde{s}}{s_d}, \quad (5)$$

$$\Im_{pb}^S = T_b \frac{\tilde{s}}{s_1} \left[\ln^2 \frac{\tilde{s}}{s_t} + t'_b \right]. \quad (6)$$

3. Results

The improved treatment of ρ leads to a better fit in all cases (a dipole pomeron (5) reaches a χ^2/dof of 0.94 and a tripole pomeron (6) one of 0.93, whereas they were both 0.98 in the standard

analysis [3]). However, if we use only one simple pole for the pomeron (*i.e.* if we set $H_b = 0$ in (4), we still cannot get a fit comparable to those obtained using (5, 6).

Parameters	value
α_h	1.45 ± 0.01
H_p	0.10 ± 0.02
H_π	0.28 ± 0.03
H_K	0.30 ± 0.03
H_γ	0.0006 ± 0.0002
α_o	1.0728 ± 0.0008
S_p	56.2 ± 0.3
S_π	32.7 ± 0.2
S_K	28.3 ± 0.2
S_γ	0.174 ± 0.002
α_+	0.608 ± 0.003
P_p	158 ± 2
P_π	78 ± 1
P_K	46 ± 1
P_γ	0.28 ± 0.01
α_-	0.473 ± 0.008
M_p	79 ± 3
M_π	14.2 ± 0.5
M_K	32 ± 1
R_{pp}	-164 ± 33
$R_{p\pi}$	-96 ± 21
R_{pK}	3 ± 26

Table 1
Parameters obtained in the fit from 5 to 100 GeV.

However, we found that the inclusion of the second singularity in (4) has a dramatic effect: the χ^2 drops from 661 to 551 for 619 points, nominally a 10σ effect! More surprisingly, the new singularity has an intercept of 1.39, very close to that obtained in DIS by Donnachie and Landshoff. However, as was already known [10], the new trajectory, which we shall call the hard pomeron, almost decouples from pp and $\bar{p}p$ scattering. Nevertheless, it improves considerably the description of πp and Kp amplitudes, and parametrisation (4) becomes as good as (6).

The decoupling in pp and $\bar{p}p$ scattering can easily be understood: any sizable coupling will produce a dramatic rise with s , and only pp and $\bar{p}p$

data reach high energy. For these data, the hard pomeron contribution will surely need to be unitarised (see however [11] for a different opinion). To get a handle on the hard pomeron parameters, it is thus a good idea to fit to lower energies first. We choose to consider the region from 5 to 100 GeV (which includes all the πp and Kp data). We checked that the parameters describing the hard pomeron component are stable if we slightly change the region of interest, by augmenting the minimum energy to *e.g.* 10 GeV, or by decreasing the maximum energy to *e.g.* 40 GeV.

Hence our best estimate for the parameters describing the hard pomeron is shown in Table 1, and some of the fits are shown in Fig. 1.

As can be seen, the parameters are in agreement with those describing DIS, although the soft pomeron is a bit softer than assumed in [8]. In particular, we obtain for the hard-pomeron singularity

$$\alpha_h = 1.45 \pm 0.01. \quad (7)$$

However, a new and unexpected hierarchy of couplings is needed. Writing $H_{ab} = h_a h_b$, we obtain:

$$1 \approx h_K \approx 1.1h_\pi \approx 3.2h_p \quad (8)$$

Such a hierarchy may be expected in dipole models [1], but it is stronger than expected. Size effects may thus not be sufficient to account for it.

The hard pomeron is probably not a simple pole, but it must be close to it: as we obtain the $\gamma\gamma$ cross section via Gribov-Pomeranchuk factorisation, we indeed test the analytic nature of the singularity [9]. The result is shown in Fig. 2. One can see that the LEP data are compatible with our results, and that we prefer a lower value, such as that obtained using PHOJET. Also, our value of the coupling of the hard pomeron to protons must be an upper limit: bigger values would lead to too small a $\gamma\gamma$ cross section.

To obtain a fit to higher energies, one must surely unitarise the hard pomeron contribution, as it violates the black-disk limit around $\sqrt{s} = 400$ GeV. The way to do this is far from clear, especially as there can be some mixing with the other trajectories. We have shown in [6] that it is possible to find a unitarisation scheme which produces a good description of the data for all

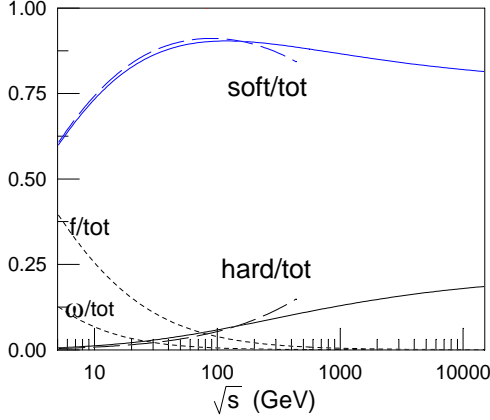


Figure 3. Relative contribution of the various terms of the amplitude, compared with the $C = +1$ part of the amplitude (“tot”) in the pp case. The dashed curve is for a hard pole, and the plain curves for the unitarised form.

energies. Its contribution, shown in Fig. 3, is always smaller than 25% of the total cross section.

4. Outlook

In conclusion, we have shown [6] that it is possible that the hard pomeron is present in soft data and that this object may be similar to a simple pole for $\sqrt{s} \leq 100$ GeV. This means that the bulk of the simple-pole phenomenology can be kept in the presence of a hard pomeron. The latter however will bring corrections at large s , large Q^2 or large t . The surprising hierarchy of couplings (8), as well as the smallness of the residues, indicates that our results will need confirmation. It may be worth noting here that we obtain similar results if we exclude the ρ data from the analysis. Also, some evidence for a hard pomeron may also be found in elastic scattering data [12].

REFERENCES

1. A. Donnachie and H. G. Dosch, Phys. Rev. D **65** (2002) 014019 [arXiv:hep-ph/0106169];
2. N. N. Nikolaev, J. Speth, V.R. Zoller, Phys. Lett. B **473** (2000) 157; J. Bartels, E. Gotsman, E. Levin, M. Lublinsky and U. Maor, Phys. Lett. B **556** (2003) 114; S. M. Troshin and N. E. Tyurin, Phys. Part. Nucl. **30** (1999) 550.
3. J. R. Cudell *et al.* [COMPETE Collaboration], Phys. Rev. D **65** (2002) 074024 [arXiv:hep-ph/0107219]; Phys. Rev. Lett. **89** (2002) 201801 [arXiv:hep-ph/0206172]; K. Hagiwara *et al.* [Particle Data Group Collaboration], Phys. Rev. D **66** (2002) 010001.
4. G. Soyez, arXiv:hep-ph/0407098; Phys. Rev. D **67** (2003) 076001 [arXiv:hep-ph/0211361]. L. Csernai, L. Jenkovszky, K. Kontros, A. Lengyel, V. Magas and F. Paccanoni, Eur. Phys. J. C **24** (2002) 205 [arXiv:hep-ph/0112265].
5. G. Soyez, Phys. Rev. D **69** (2004) 096005 [arXiv:hep-ph/0306113]; J. R. Cudell and G. Soyez, Phys. Lett. B **516** (2001) 77 [arXiv:hep-ph/0106307].
6. J. R. Cudell, E. Martynov, O. Selyugin and A. Lengyel, Phys. Lett. B **587** (2004) 78 [arXiv:hep-ph/0310198].
7. A. Donnachie and P. V. Landshoff, Phys. Lett. B **296** (1992) 227 [arXiv:hep-ph/9209205].
8. A. Donnachie and P. V. Landshoff, Phys. Lett. B **550** (2002) 160 [arXiv:hep-ph/0204165]; Phys. Lett. B **533** (2002) 277 [arXiv:hep-ph/0111427]; Phys. Lett. B **518** (2001) 63 [arXiv:hep-ph/0105088]; J. R. Cudell, A. Donnachie and P. V. Landshoff, Phys. Lett. B **448** (1999) 281 [Erratum-ibid. B **526** (2002) 413] [arXiv:hep-ph/9901222].
9. J. R. Cudell, E. Martynov and G. Soyez, Nucl. Phys. B **682** (2004) 391 [arXiv:hep-ph/0207196].
10. J. R. Cudell, V. Ezhela, K. Kang, S. Lugovsky and N. Tkachenko, Phys. Rev. D **61** (2000) 034019 [Erratum-ibid. D **63** (2001) 059901] [arXiv:hep-ph/9908218].
11. A. Donnachie and P. V. Landshoff, Phys. Lett. B **595** (2004) 393. [arXiv:hep-ph/0402081].
12. J.R. Cudell and E. Martynov, in preparation.