

SLEPTON FLAVOR VIOLATION

F. DEPPISCH¹, H.-U. MARTYN², H. PÄS¹, A. REDELBACH¹, R. RÜCKL¹

¹ *Institut für Theoretische Physik und Astrophysik
Universität Würzburg
D-97074 Würzburg
Germany*

² *I. Physikalisches Institut, RWTH Aachen, D-52074 Aachen, Germany*

If the seesaw mechanism is implemented in supersymmetric theories the heavy neutrinos generate corrections to the slepton mass matrices which enhance the rates of charged lepton flavor violating processes. Here we study lepton flavor violating slepton pair production and decay at a future e^+e^- linear collider in mSUGRA post-LEP benchmark scenarios. We present the results of a background simulation and investigate the correlations of the collider signals with the corresponding radiative lepton decays.

In the seesaw model three right-handed neutrino singlet fields ν_R are added to the MSSM particle content, with a Majorana mass term and Yukawa couplings Y_ν to the left-handed lepton doublets^{1,2}. At energies much below the Majorana mass scale M_R , electroweak symmetry breaking leads to the neutrino mass matrix

$$M_\nu = m_D^T M^{-1} m_D = Y_\nu^T M^{-1} Y_\nu (v \sin \beta)^2, \quad (1)$$

where $m_D = Y_\nu \langle H_2^0 \rangle$ is a 3×3 Dirac mass matrix, $\langle H_2^0 \rangle = v \sin \beta$ being the appropriate Higgs v.e.v. with $v = 174$ GeV, $\tan \beta = \frac{\langle H_2^0 \rangle}{\langle H_1^0 \rangle}$, and M is the Majorana mass matrix. Thus light neutrino masses are naturally generated if the Majorana mass scale is much larger than the Dirac mass scale. The light neutrino mass eigenstates m_i are obtained after diagonalization of M_ν by the unitary MNS matrix U .

The other neutrino mass eigenstates are dominantly right-handed with masses given by M . These neutrinos are too heavy to be observed directly. However, they give rise to virtual corrections to the slepton mass matrices, which in turn induce lepton-flavor violating effects in the charged lepton sector. In particular, in the mSUGRA scenarios considered here, the 6×6 mass matrix of the charged sleptons is given by

$$m_{\tilde{l}}^2 = \begin{pmatrix} m_{\tilde{l}_L}^2 & (m_{\tilde{l}_{LR}}^2)^\dagger \\ m_{\tilde{l}_{LR}}^2 & m_{\tilde{l}_R}^2 \end{pmatrix} \simeq \tilde{m}_{\text{MSSM}} + \begin{pmatrix} \delta m_L^2 & 0 \\ 0 & 0 \end{pmatrix}, \quad (2)$$

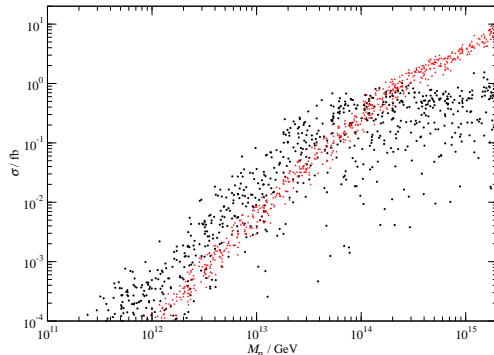


Figure 1: Cross-sections for $e^+e^- \rightarrow \mu^+e^- + 2\tilde{\chi}_1^0$ (black) and $e^+e^- \rightarrow \tau^+\mu^- + 2\tilde{\chi}_1^0$ (red) at $\sqrt{s} = 500$ GeV as a function of M_R for the mSUGRA scenario SPS1a.

where \tilde{m}_{MSSM} includes all lepton-flavor conserving corrections. In addition to the latter, the renormalization group evolution generates off-diagonal terms in δm_L^2 which in leading-log approximation are given by¹

$$\delta m_L^2 = -\frac{1}{8\pi^2}(3m_0^2 + A_0^2)(Y_\nu^\dagger LY_\nu), \quad (3)$$

where $L_{ij} = \ln(M_X/M_i)\delta_{ij}$, M_i ($i = 1, 2, 3$) being the eigenvalues of the Majorana mass matrix M , and m_0 and A_0 are the universal scalar mass and trilinear coupling at the GUT scale M_X , respectively. In the above, we have chosen a basis in which the charged lepton Yukawa couplings and M are diagonal.

From (1) one obtains²,

$$Y_\nu^\dagger LY_\nu = \frac{M_R}{v^2 \sin^2 \beta} U \cdot \text{diag}(m_1, m_2, m_3) \cdot U^\dagger \ln \frac{M_X}{M_R}. \quad (4)$$

assuming that the Majorana masses are degenerate and the MNS matrix U is the only source of CP violation in the lepton sector. Substitution of the neutrino data³ on m_i and U in (4) and evolution to the unification scale M_X provides the necessary input in (3).

At low energies, the flavor off-diagonal correction (3) induces the radiative decays $l_i \rightarrow l_j \gamma$. The decay rates are, schematically, given by^{1,2}

$$\Gamma(l_i \rightarrow l_j \gamma) \propto \alpha^3 m_{l_i}^5 \frac{|(\delta m_L)_{ij}^2|^2}{\tilde{m}^8} \tan^2 \beta, \quad (5)$$

where \tilde{m} characterizes the sparticle masses in the loop. At high energies, a feasible test of LFV is provided by slepton pair production $e^+e^- \rightarrow \tilde{l}_a^+ \tilde{l}_b^- \rightarrow$

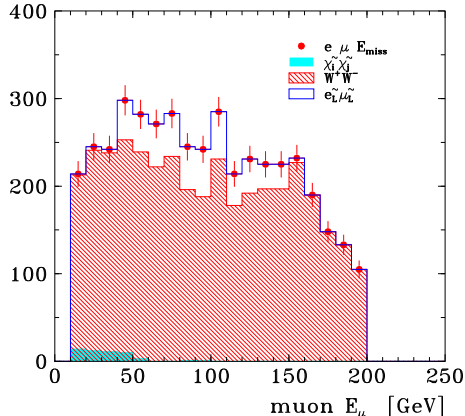


Figure 2: Simulation of E_μ spectrum of $e\mu$ final states in scenario SPS1a and SM at $\sqrt{s} = 500$ GeV, $\mathcal{L} = 500 \text{ fb}^{-1}$ and for a LFV signature assuming $\sigma(e^+e^- \rightarrow \mu^+e^- + 2\tilde{\chi}_1^0) = 2 \text{ fb}$.

$l_i^+ l_j^- \tilde{\chi}_\alpha^0 \tilde{\chi}_\beta^0$, where LFV can occur in production and decay vertices. For sufficiently narrow slepton widths $\Gamma_{\tilde{l}}$ and degenerate slepton masses, the cross-section can be approximated by

$$\sigma(l_i^+ l_j^-) \propto \frac{|(\delta m_L)_{ij}^2|^2}{\tilde{m}^2 \Gamma_{\tilde{l}}^2} \sigma(e^+ e^- \rightarrow \tilde{l}_a^+ \tilde{l}_b^-) Br(\tilde{l}_a^+ \rightarrow l_i^+ \tilde{\chi}_0) Br(\tilde{l}_b^- \rightarrow l_j^- \tilde{\chi}_0), \quad (6)$$

where $\sigma(e^+ e^- \rightarrow \tilde{l}_a^+ \tilde{l}_b^-)$ is to be replaced by the flavor-diagonal cross-section for slepton pair production. The flavor change is described by the factor in front of the r.h.s. of (6). Our numerical study has been performed for the general case. In particular, the amplitudes for the complete $2 \rightarrow 4$ processes have been summed coherently over the intermediate slepton mass eigenstates. We have focussed on mSUGRA benchmark scenarios⁴ designed for linear collider studies and assumed a very light absolute neutrino mass, $m_1 < 0.03 \text{ eV}$.

Fig. 1 illustrates the dependence of the cross-sections⁵ for $e^+e^- \rightarrow \mu^+e^- + 2\tilde{\chi}_1^0$ and $e^+e^- \rightarrow \tau^+\mu^- + 2\tilde{\chi}_1^0$ on the Majorana mass M_R for the benchmark model SPS1a. As can be seen, the cross-sections exhibit the typical proportionality to $(Y_\nu Y_\nu^\dagger)$, that is M_R^2 . The deviation of the behavior at larger M_R is explained in⁵. The scatter plots indicate the impact of the uncertainties in the neutrino data. For a sufficiently large Majorana mass M_R the LFV cross-sections can reach several fb.

The results of a simulation for μe final states in the scenario SPS1a are shown in Fig. 2. Employing standard selection criteria⁶ the LFV process $e^+e^- \rightarrow (\tilde{e}_L \tilde{e}_L / \tilde{\mu}_L \tilde{\mu}_L) \rightarrow \mu e + 2\tilde{\chi}_1^0$ can be detected with $\sim 50\%$ efficiency.

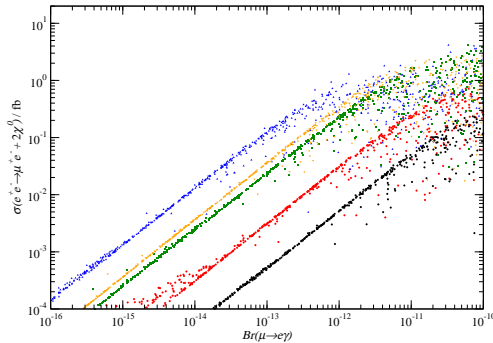


Figure 3: Correlation between $Br(\mu \rightarrow e\gamma)$ and $\sigma(e^+e^- \rightarrow \mu^+e^- + 2\tilde{\chi}_1^0)$ at $\sqrt{s} = 800$ GeV for the mSUGRA scenarios (from left to right) C', G', B', SPS1a and I' ⁴.

The MSSM background can be kept small and is dominated by chargino and stau production. The main background comes from SM WW pair production. Assuming an energy of $\sqrt{s} = 500$ GeV and an integrated luminosity of $\mathcal{L} = 500 \text{ fb}^{-1}$, a LFV signal of 1 fb would result in the observation of a 5 standard deviations effect. Further improvements are possible, *e.g.* by exploiting both lepton energy spectra of μ and e or using polarized beams. Of particular interest is the associated t -channel production with right-handed electrons $e^+e^- \rightarrow (\tilde{e}_L^+ \tilde{e}_R^- / \tilde{\mu}_L^+ \tilde{e}_R^-) \rightarrow \mu^+ \tilde{\chi}_1^0 e^- \tilde{\chi}_1^0$. Although only one slepton contributes to the LFV interaction the signature is very clean and the cross section is enhanced, while the WW background is suppressed by almost an order of magnitude. The prospects to identify a LFV $\tau\mu$ final state are worse by a factor of about two, because only part of the τ decays can be analysed.

Very interesting and useful are the correlations between LFV in radiative decays ⁷ and slepton pair production. Such a correlation is illustrated in Fig. 3 for $e^+e^- \rightarrow \mu^+e^- + 2\tilde{\chi}_1^0$ and $Br(\mu \rightarrow e\gamma)$. As expected from the approximations (5) and (6), the neutrino uncertainties drop out, while the sensitivity to the mSUGRA parameters remains. An observation of $\mu \rightarrow e\gamma$ with a branching ratio smaller than the present bound 10^{-11} would thus be compatible with a cross-section of $\mathcal{O}(1 \text{ fb})$ for $e^+e^- \rightarrow \mu^+e^- + 2\tilde{\chi}_1^0$, at least in scenarios C', G', B' and SPS1a ⁴. On the other hand, the non-observation of a signal in the MEG experiment at PSI would imply the bound $Br(\mu \rightarrow e\gamma) < 10^{-13}$ and hence predict $\sigma(e^+e^- \rightarrow \mu^+e^- + 2\tilde{\chi}_1^0) < 0.1 \text{ fb}$ in the SUSY scenarios considered.

This work was supported by the Bundesministerium für Bildung und Forschung (BMBF, Bonn, Germany) under the contract number 05HT4WWA2.

1. J. Hisano and D. Nomura, Phys. Rev. D **59**, 116005 (1999) [arXiv:hep-

- ph/9810479].
2. J. A. Casas and A. Ibarra, Nucl. Phys. B **618**, 171 (2001) [arXiv:hep-ph/0103065].
 3. F. Deppisch, H. Päs, A. Redelbach and R. Rückl, arXiv:hep-ph/0403212.
 4. M. Battaglia, A. De Roeck, J. R. Ellis, F. Gianotti, K. A. Olive and L. Pape, Eur. Phys. J. C **33** (2004) 273 [arXiv:hep-ph/0306219]; B. C. Allanach *et al.*, Eur. Phys. J. C **25** (2002) 113 [arXiv:hep-ph/0202233].
 5. F. Deppisch, H. Päs, A. Redelbach, R. Rückl and Y. Shimizu, Phys. Rev. D **69**, 054014 (2004) [arXiv:hep-ph/0310053], and references therein.
 6. H.-U. Martyn, arXiv:hep-ph/040612 [LC-PHSM-2003-071].
 7. F. Deppisch, H. Päs, A. Redelbach, R. Rückl and Y. Shimizu, Eur. Phys. J. C **28**, 365 (2003) [arXiv:hep-ph/0206122], and references therein.