

Radiative tritium β -decay and the neutrino mass

Susan Gardner^{†#1}, Véronique Bernard^{*#2}, Ulf-G. Meißner^{‡*#3}

[†]*Department of Physics and Astronomy, University of Kentucky
Lexington, Kentucky 40506-0055, USA*

^{*}*Université Louis Pasteur, Laboratoire de Physique Théorique
3-5, rue de l'Université, F-67084 Strasbourg, France*

[‡]*Universität Bonn, Helmholtz-Institut für Strahlen- und Kernphysik (Theorie)
Nußallee 14-16, D-53115 Bonn, Germany*

^{*}*Forschungszentrum Jülich, Institut für Kernphysik (Theorie)
D-52425 Jülich, Germany*

Abstract

The shape of the electron energy spectrum in ^3H β -decay permits a direct assay of the absolute scale of the neutrino mass; a highly accurate theoretical description of the electron energy spectrum is necessary to the empirical task. We update Sirin's calculation of the outer radiative correction to nuclear β -decay to take into account the non-zero energy resolution of the electron detector. In previous ^3H β -decay studies the outer radiative corrections were neglected all together; only Coulomb corrections to the spectrum were included. This neglect artificially pushes $m_\nu^2 < 0$ in a potentially significant way. We present a computation of the theoretical spectrum appropriate to the extraction of the neutrino mass in the sub-eV regime.

^{#1}email: gardner@pa.uky.edu

^{#2}email: bernard@lpt6.u-strasbg.fr

^{#3}email: meissner@itkp.uni-bonn.de

Empirical evidence of neutrino oscillations in atmospheric, solar, and reactor neutrino data [1, 2, 3] compels the existence of non-zero neutrino masses, yet such experiments are insensitive to the absolute scale of a neutrino mass, for the oscillation experiments determine $\Delta m_{ij}^2 \equiv m_i^2 - m_j^2$, where m_i is the mass of neutrino i . To determine the absolute value of the neutrino mass requires different methods. Cosmological constraints on the neutrino mass do exist [4], though our focus shall be on the study of the electron energy spectrum in tritium β -decay near its endpoint, as this represents the most sensitive terrestrial measurement. The spectrum shape constrains the mass of the neutrino, be it of Dirac or Majorana character, and the inferred mass is insensitive to phases in the neutrino mixing matrix — in contradistinction to the constraint on the neutrino mass from neutrinoless double β -decay. An accurate theoretical description of the expected electron energy spectrum is crucial to the determination of the neutrino mass; this demand grows as the sensitivity of the experiments increase. Indeed, future studies expect to probe the neutrino mass at the sub-eV level [5]. It is our purpose to realize a theoretical form of the requisite accuracy, though we shall begin by describing the form used in earlier tritium experiments.

With an anti-electron neutrino of mass m_ν , neglecting neutrino mixing for simplicity, the Fermi form of the electron energy spectrum for tritium β -decay is [6]

$$\frac{d\Gamma_F}{dE_e} = \frac{G_F^2}{2\pi^3} |\mathcal{M}|^2 F(Z, R_e, E_e) p_e E_e (E_e^{\max} - E_e) \sqrt{(E_e^{\max} - E_e)^2 - m_\nu^2}, \quad (1)$$

where G_F is the Fermi constant, p_e , E_e , and E_e^{\max} are the momentum, energy, and maximum endpoint energy, respectively, of the electron, and $|\mathcal{M}|^2$ is the absolute square of the nuclear matrix element, with $|\mathcal{M}|^2 \sim 5.3$. A form of this ilk has been used to bound m_ν in previous experimental analyses of molecular tritium β -decay [7, 8, 9, 10, 11, 12, 13, 14]. Following the usual practice, we include a non-zero neutrino mass in the phase space contribution only. We set $\hbar = c = 1$ throughout. The Fermi function, $F(Z, R_e, E_e)$, captures the correction due to the Coulomb interactions of the electron with the charge Ze of the daughter nucleus [15]. We adopt the usual expression [16], derived from the solutions of the Dirac equation for the point-nucleus potential $-Z\alpha/r$ evaluated at the nuclear radius R_e [17]; it differs from unity by a contribution of $\mathcal{O}(\alpha)$. The Fermi function includes the dominant electromagnetic effect, though an accurate extraction, or bound, of the neutrino mass does demand the inclusion of the remaining $\mathcal{O}(\alpha)$ correction. We shall demonstrate this point explicitly. This last effect, termed the radiative correction, is conventionally separated into an “inner” piece Δ_R , which is absorbed in $|\mathcal{M}|^2$, as it is energy independent and thus of no consequence to our current study, and an “outer” piece δ_R [18]. The outer radiative correction applied in β -decay studies is due to Sirlin [18]:

$$\frac{d\Gamma}{dE_e} = \frac{d\Gamma_0}{dE_e} \left(1 + \frac{\alpha}{2\pi} g_S(E_e, E_e^{\max}) \right), \quad (2)$$

where $d\Gamma_0/dE_e = G_F^2 |\mathcal{M}|^2 p_e E_e (E_e^{\max} - E_e)^2 / (2\pi^3)$, and, noting $\beta = p_e/E_e$,

$$\begin{aligned} g_S(E_e, E_e^{\max}) = & 3 \ln \left(\frac{M}{m_e} \right) - \frac{3}{4} + 4 \left[\frac{\tanh^{-1} \beta}{\beta} - 1 \right] \left[\frac{(E_e^{\max} - E_e)}{3E_e} - \frac{3}{2} + \ln \left\{ \frac{2(E_e^{\max} - E_e)}{m_e} \right\} \right] \\ & + \frac{4}{\beta} L \left(\frac{2\beta}{1+\beta} \right) + \frac{\tanh^{-1} \beta}{\beta} \left[2(1+\beta^2) + \frac{(E_e^{\max} - E_e)^2}{6E_e^2} - 4 \tanh^{-1} \beta \right], \end{aligned} \quad (3)$$

with M and m_e the proton and electron mass, respectively, and $L(x)$ the Spence function. As in Ref. [18], we neglect terms of relative order $\alpha(E/M) \ln(M/E)$, $\alpha E/M$, and smaller, throughout. The total $\mathcal{O}(\alpha)$ correction is given by $F(Z, R_e, E_e) - 1 + g_S(E_e, E_e^{\max})$. Note that δ_R results from *averaging* $(\alpha/2\pi) g_S(E_e, E_e^{\max})$ over the electron energy spectrum. To assess the relative sizes of F and g_S , we

note that in the endpoint region of tritium β -decay, for $E_e - m_e = 18.5$ keV, e.g., $F \sim 1.19$, whereas $g_S \sim 0.02$.

Since the absolute neutrino mass scale is inferred through the shape of the electron energy spectrum in the endpoint region, it is crucial to predict the shape of the theoretical spectrum with high accuracy. To this end, we update the calculation of Ref. [18] to take the energy resolution of the electron detector into account. To understand the significance of this, we recall that Sirlin's function contains not only virtual photon corrections to the β -decay process but also bremsstrahlung contributions, to yield an additional real photon in the final state. Only their sum is infrared finite; the infrared divergence in each contribution is regulated by giving the photon a small mass λ , with the $\lambda \rightarrow 0$ limit to be taken after the sum has been computed and the infrared divergent pieces cancelled. The finite portion of the bremsstrahlung contribution is sensitive to the precise manner in which the experiment is effected. In Sirlin's function the energy resolution of the electron detector is implicitly assumed to be zero; that is, the e^- and γ are always distinguishable. A consequence of this is that Eq. (3) contains a logarithmic divergence as $E_e \rightarrow E_e^{\max}$. The bremsstrahlung contribution comes from integrating the photon energy over its entire kinematic range, namely

$$\frac{\alpha}{2\pi} \left(\frac{d\Gamma_0}{dE_e} \right) g_{S,b}(E_e, E_e^{\max}) = \int_{\lambda}^{E_e^{\max}-E_e} dE_{\gamma} \left(\frac{d^2\Gamma_{\gamma}(E_e, E_{\gamma})}{dE_e dE_{\gamma}} \right), \quad (4)$$

where $d^2\Gamma_{\gamma}(E_e, E_{\gamma})/dE_e dE_{\gamma}$ is the doubly differential decay rate for the radiative β -decay process. Nevertheless, the detector energy resolution ΔE can, in principle, influence the shape of the electron energy spectrum. That is, for $E_{\gamma} \leq \Delta E$, the electron and photon *cannot* be distinguished; indeed, this is precisely why the bremsstrahlung contribution can enter to render an infrared-finite, $\mathcal{O}(\alpha)$ radiative correction to β -decay. In this event the detector records the sum of the electron and photon energies as the “electron” energy. For $E_{\gamma} > \Delta E$, however, the electron and photon energies are distinguishable, and their energies can be recorded separately. To separate the contributions we note that the *total* bremsstrahlung contribution to δ_R must be insensitive to such experimental details. In passing, we note related discussions of the impact of the detection threshold for bremsstrahlung photons in the radiative corrections to ν capture on deuterium [19, 20, 21, 22]. The bremsstrahlung contribution to the total outer radiative correction δ_R — we retain the photon mass λ throughout — is

$$\tilde{\delta}_{R,b} = \int_{m_e}^{E_e^{\max}-\lambda} dE_e \int_{\lambda}^{E_e^{\max}-E_e} dE_{\gamma} f(E_e, E_{\gamma}), \quad (5)$$

where $f(E_e, E_{\gamma}) \equiv d^2\Gamma_{\gamma}(E_e, E_{\gamma})/dE_e dE_{\gamma}$. To find δ_R we must divide $\tilde{\delta}_{R,b}$ by a normalization factor N , determined by integrating Eq. (1) over the allowed phase space with $F = 1$ and $m_{\nu} = 0$. However, if the detector energy resolution is “infinite,” that is, if the electron detector always records $\mathcal{E} = E_e + E_{\gamma}$ [19], the total bremsstrahlung contribution can be rewritten as

$$\tilde{\delta}_{R,b} = \int_{m_e+\lambda}^{E_e^{\max}} d\mathcal{E} \int_{\lambda}^{\mathcal{E}-m_e} dE_{\gamma} f(\mathcal{E} - E_{\gamma}, E_{\gamma}). \quad (6)$$

In both Eqs. (5) and (6), the integration over E_{γ} yields the bremsstrahlung correction to the electron energy spectrum. Although $\tilde{\delta}_{R,b}$ is universal, the shape correction to the electron energy spectrum is not. Let us now determine the shape correction for a finite energy resolution ΔE . That is, for $E_{\gamma} \leq \Delta E$, $\mathcal{E} = E_e + E_{\gamma}$ is recorded, whereas for $E_{\gamma} > \Delta E$, E_e is recorded. We can reorganize the total bremsstrahlung contribution in the following way:

$$\begin{aligned} \tilde{\delta}_{R,b} &= \int_{m_e+\lambda}^{\Delta E+m_e} d\mathcal{E} \int_{\lambda}^{\mathcal{E}-m_e} dE_{\gamma} f(\mathcal{E} - E_{\gamma}, E_{\gamma}) + \int_{\Delta E+m_e}^{E_e^{\max}} d\mathcal{E} \int_{\lambda}^{\Delta E} dE_{\gamma} f(\mathcal{E} - E_{\gamma}, E_{\gamma}) \\ &\quad + \int_{m_e}^{E_e^{\max}-\Delta E} dE_e \int_{\Delta E}^{E_e^{\max}-E_e} dE_{\gamma} f(E_e, E_{\gamma}). \end{aligned} \quad (7)$$

Note that letting $\Delta E \rightarrow \lambda$ yields Eq. (5), whereas letting $\Delta E \rightarrow E_e^{\max} - m_e$ yields Eq. (6). If ΔE has a non-infinitesimal value, then infrared divergences are restricted to the first two terms — in the third, we may let $E_\gamma = \sqrt{k^2 + \lambda^2} \rightarrow k$ with impunity. Thus we introduce

$$\frac{\alpha}{2\pi} \frac{d\Gamma_0}{d\mathcal{E}} \mathcal{I}_\lambda(k^{\max}, \mathcal{E}) = \int_\lambda^{k^{\max}} dE_\gamma f(\mathcal{E} - E_\gamma, E_\gamma)$$

and

$$\frac{\alpha}{2\pi} \frac{d\Gamma_0}{dE_e} \mathcal{I}(\Delta E, E_e) = \int_{\Delta E}^{E_e^{\max} - E_e} dE_\gamma f(E_e, E_\gamma) \rightarrow \int_{\Delta E}^{E_e^{\max} - E_e} dk f(E_e, k) \quad (8)$$

to realize

$$\begin{aligned} g_b(\Delta E, E_e, E_e^{\max}) &= \Theta(\Delta E + m_e - E_e) \mathcal{I}_\lambda(k^{\max} = E_e - m_e, E_e) \\ &+ \Theta(E_e - (\Delta E + m_e)) \mathcal{I}_\lambda(k^{\max} = \Delta E, E_e) \\ &+ \Theta(E_e^{\max} - \Delta E - E_e) \mathcal{I}(\Delta E, E_e). \end{aligned} \quad (9)$$

With this, we determine that the radiative correction to the electron energy spectrum is

$$g(\Delta E, E_e, E_e^{\max}) = g_b(\Delta E, E_e, E_e^{\max}) + g_v(E_e), \quad (10)$$

where the virtual photon contribution, g_v , is reported in Eq. (16) of Ref. [22]. To compute the integrals of Eq. (8) and thus $g_b(\Delta E, E_e, E_e^{\max})$ we adapt the computation of radiative neutron β -decay in Ref. [23] to this case. In specific, we use the absolute squared matrix elements of Eqs. (13-16), and Eq. (20), dividing the latter by $8M^2$, in that work to determine $f(E_e, E_\gamma)$. In doing the integrals, we can neglect the recoil corrections to the phase space, so that $E_\nu = E_e^{\max} - E_e - k$. As a result, the dependence on the weak, hadron coupling constants is captured by $g_V^2 + 3g_A^2$, which we replace by $|\mathcal{M}|^2$; we also update the mass factors which appear as appropriate. We have verified that our computation of $g_b(\Delta E = 0, E_e, E_e^{\max})$ using this procedure and Eq. (5), in concert with g_v of Ref. [22], yields Sirlin's result [18], Eq. (3). For finite ΔE we find the following results:

$$\begin{aligned} \mathcal{I}_\lambda(k^{\max}, \mathcal{E}) &= 6 - 4 \left(1 - \frac{\tanh^{-1} \beta_\epsilon}{\beta_\epsilon} \right) \log \left(\frac{2k^{\max}}{\lambda} \right) + \frac{2 \tanh^{-1} \beta_\epsilon}{\beta_\epsilon} + \frac{2}{\beta_\epsilon} L \left(\frac{2\beta_\epsilon}{1 + \beta_\epsilon} \right) \\ &- \frac{2}{\beta_\epsilon} (\tanh^{-1} \beta_\epsilon)^2 + \frac{2}{\beta_\epsilon} I_k^{-1} - \frac{2}{\mathcal{E} \beta_\epsilon} I_k^0 + \frac{1}{\mathcal{E}^2 \beta_\epsilon} I_k^1 - 4 \frac{\sqrt{(\mathcal{E} - k^{\max})^2 - m_e^2}}{\sqrt{\mathcal{E}^2 - m_e^2}} \\ &+ 4 \frac{1}{\beta_\epsilon} \ln \left(\frac{\mathcal{E} - k^{\max} - \sqrt{(\mathcal{E} - k^{\max})^2 - m_e^2}}{\mathcal{E} - \sqrt{\mathcal{E}^2 - m_e^2}} \right) \\ &+ 4 \ln \left(\frac{\mathcal{E}^2 - m_e^2 - \mathcal{E} k^{\max} + \sqrt{\mathcal{E}^2 - m_e^2} \cdot \sqrt{(\mathcal{E} - k^{\max})^2 - m_e^2}}{2(\mathcal{E}^2 - m_e^2)} \right), \end{aligned} \quad (11)$$

noting $\beta_\epsilon = \sqrt{\mathcal{E}^2 - m_e^2}/\mathcal{E}$, and

$$I_k^{-1} = \int_0^{k^{\max}} dk \frac{1}{k} \ln \left(\frac{1 + \beta_k}{1 + \beta_\epsilon} \cdot \frac{1 - \beta_\epsilon}{1 - \beta_k} \right), \quad I_k^n = \int_0^{k^{\max}} dk k^n \ln \left(\frac{1 + \beta_k}{1 - \beta_k} \right) \quad \text{with } n = 0, 1, \quad (12)$$

where $\beta_k = \sqrt{(\mathcal{E} - k)^2 - m_e^2}/(\mathcal{E} - k)$. (We note that I_k^n can be brought to closed form via the substitution $t = \beta_k$, though we omit the resulting expressions here.) Moreover,

$$\mathcal{I}(\Delta E, E_e) = -4 \ln \left(\frac{E_e^{\max} - E_e}{\Delta E} \right) - 4 \frac{(E_e^{\max} - E_e - \Delta E)}{E_e} + 8 \frac{(E_e^{\max} - E_e - \Delta E)}{(E_e^{\max} - E_e)}$$

$$\begin{aligned}
& +4 \frac{((E_e^{\max} - E_e)^2 - (\Delta E)^2)}{E_e(E_e^{\max} - E_e)} - 2 \frac{((E_e^{\max} - E_e)^2 - (\Delta E)^2)}{(E_e^{\max} - E_e)^2} - \frac{4}{3} \frac{((E_e^{\max} - E_e)^3 - (\Delta E)^3)}{E_e(E_e^{\max} - E_e)^2} \\
& + \frac{2}{\beta} \tanh^{-1} \beta \left[2 \ln \left(\frac{E_e^{\max} - E_e}{\Delta E} \right) + 2 \frac{(E_e^{\max} - E_e - \Delta E)}{E_e} + \frac{(E_e^{\max} - E_e - \Delta E)}{2E_e^2} \right. \\
& - 4 \frac{(E_e^{\max} - E_e - \Delta E)}{(E_e^{\max} - E_e)} - 2 \frac{((E_e^{\max} - E_e)^2 - (\Delta E)^2)}{E_e(E_e^{\max} - E_e)} - \frac{2}{3} \frac{((E_e^{\max} - E_e)^3 - (\Delta E)^3)}{E_e^2(E_e^{\max} - E_e)} \\
& \left. + \frac{((E_e^{\max} - E_e)^2 - (\Delta E)^2)}{(E_e^{\max} - E_e)^2} + \frac{2}{3} \frac{((E_e^{\max} - E_e)^3 - (\Delta E)^3)}{E_e(E_e^{\max} - E_e)^2} + \frac{1}{4} \frac{((E_e^{\max} - E_e)^4 - (\Delta E)^4)}{E_e^2(E_e^{\max} - E_e)^2} \right]. \quad (13)
\end{aligned}$$

We note that the $\ln \lambda$ term in $\mathcal{I}_\lambda(k^{\max}, \mathcal{E})$ cancels the concomitant infrared divergent term in g_v to yield a finite result in the $\lambda \rightarrow 0$ limit, irrespective of the detector energy resolution ΔE . Using these formulae, we find our $g(\Delta E = E_e^{\max} - m_e, E_e, E_e^{\max})$ is in accord with the result of Vogel, Ref [19]. We report $g(\Delta E, E_e, E_e^{\max})$ in the endpoint region of tritium β -decay, which results from Eqs. (8-13), in Fig. 1. We have verified that the integration of $(d\Gamma_0/dE_e)g(\Delta E, E_e, E_e^{\max})$ over E_e yields a universal value of $\tilde{\delta}_{R,b}$ for all ΔE . The inclusion of a finite value of ΔE removes the logarithmic divergence in Sirlin's function as $E_e \rightarrow E_e^{\max}$. The numerical shifts associated with the inclusion of the ΔE dependence generally are crudely comparable in size to the leading $\mathcal{O}(Z\alpha^2)$ correction [24], $-Z\alpha^2 \ln(M/m_e)$, though the latter, of course, contains no E_e dependence.

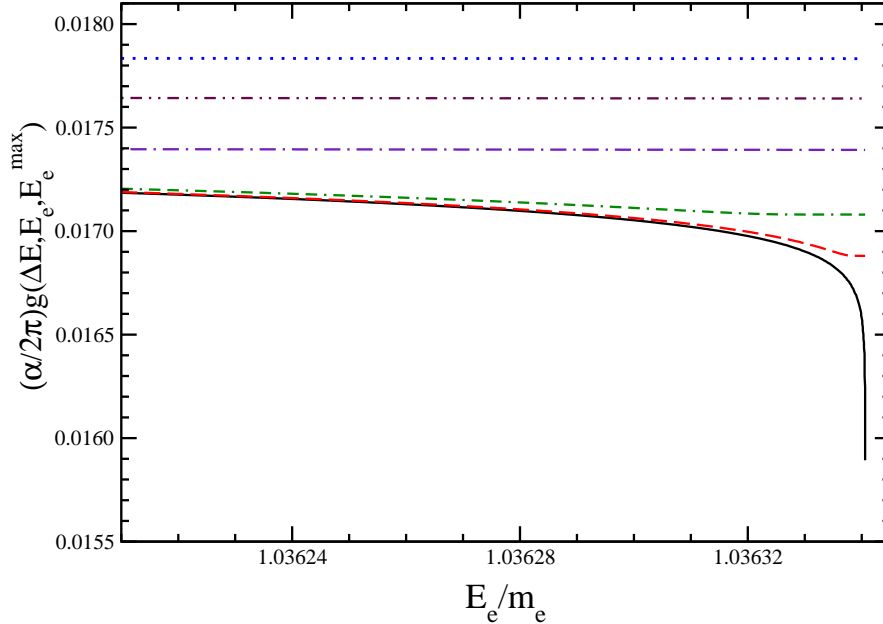


Figure 1: The “outer” radiative correction $g(\Delta E, E_e, E_e^{\max})$ as a function of the electron detector resolution ΔE and the electron energy E_e in the endpoint region of tritium β -decay. The solid line is Sirlin’s result [18], for which $\Delta E = 0$. The dotted line corresponds to Vogel’s result [19], for which $\Delta E = E_e^{\max} - m_e$. The remaining curves correspond to $\Delta E = 1$ [5], 6 [11], 100, and 1000 eV, respectively, moving in sequence from the solid line to the dotted one. The chosen values of ΔE correspond to those of the planned and recent experiments to which we refer.

We can now proceed to evaluate the changes these theoretical corrections make to the shape

assumed in previous experimental assays of the ν mass. For definiteness, we also include the leading-order recoil corrections to the electron energy spectrum. We may once again adapt the results from neutron decay to this case. We adopt the notation of Bender et al. in Ref. [25], though the couplings of the hadronic weak current are now nuclear form factors evaluated at zero momentum transfer. Noting Ref. [25], we replace the absolute, squared nuclear transition matrix element, which we have taken to be $|\mathcal{M}|^2 = |\mathcal{M}_0|^2 = g_V^2 + 3g_A^2$, with

$$|\mathcal{M}|^2 \rightarrow |\mathcal{M}_0|^2(1 + \mathcal{R}) , \quad (14)$$

where

$$\begin{aligned} \mathcal{R} = & \frac{1}{(g_V^2 + 3g_A^2)} \left[g_A f_2 \left(-4 \frac{m_e^2}{M_A E_e} - 4 \frac{E_e^{\max}}{M_A} + 8 \frac{E_e}{M_A} \right) + g_V^2 \left(2 \frac{E_e}{M_A} \right) \right. \\ & \left. + g_A^2 \left(-2 \frac{m_e^2}{M_A E_e} - 2 \frac{E_e^{\max}}{M_A} + 10 \frac{E_e}{M_A} \right) + g_V g_A \left(-2 \frac{m_e^2}{M_A E_e} - 2 \frac{E_e^{\max}}{M_A} + 4 \frac{E_e}{M_A} \right) \right] . \end{aligned} \quad (15)$$

Note that $M_A = 2809.4319$ MeV [26] is the tritium mass and $E_e^{\max} - m_e = 18.57$ keV [14], so that $E_e^{\max}/M_A \sim 1.9 \cdot 10^{-4}$. Since $|\mathcal{M}_0|^2$ can be absorbed into the overall normalization of the decay rate, the function \mathcal{R} represents the first appearance of nuclear-structure effects in the prediction of the electron-energy spectrum in tritium β -decay. The form factors which enter are largely determined by the symmetries of the Standard Model (SM), so that the subsequent uncertainty in the predicted recoil correction, which is itself of small numerical size, is very small. In writing Eq. (15), we have assumed the validity of the conserved-vector-current (CVC) hypothesis and have neglected the form factors associated with second-class-current contributions. In the context of the SM, this is tantamount to neglecting the effects of isospin violation, so that the recoil term is subject to corrections of $\mathcal{O}(1\%)$. The vector coupling g_V is also unity by the CVC hypothesis; the computed correction due to charge-symmetry breaking in the overlap of the ${}^3\text{H}$ - ${}^3\text{He}$ wave functions, due to Towner, is $\delta_c = 0.06\%$ [27]; we note $g_V^2 = g_V'^2(1 - \delta_c)$, where $g_V'^2$ absorbs the inner radiative correction Δ_R and $|V_{ud}|^2$, with V_{ud} a CKM matrix element. The CVC hypothesis determines the weak-magnetism coupling f_2 from the measured ${}^3\text{H}$ and ${}^3\text{He}$ magnetic moments [26], to yield $f_2/g_V' = -3.0533$; we ignore the possibility of an inner radiative correction idiosyncratic to f_2 . The ${}^3\text{H}$ half-life determines $g_V^2 + 3g_A^2$ up to corrections of recoil order; this is sufficient to determine the couplings which appear in the recoil-order expression. In specific, we have [27] $(1 - \delta_c + 3g_A^2/g_V'^2)^{-1} = G_F^2 g_V'^2 f(1 + \delta_R) t_{1/2}/K$ with $g_V'^2 = (1 + \Delta_R)|V_{ud}|^2$ and $K = 2\pi^3 \ln 2/m_e^5$. We use G_F , α , m_e , and \hbar as given in Ref. [28], $\Delta_R = 0.0240$, $V_{ud} = 0.9740$ as in Ref. [29], and the half-life $t_{1/2} = 12.3$ yrs as recommended in Ref. [26]. Finally we use the integral of $F + g_S$, noting Eq. (4) of Ref. [16] for F , over the allowed phase space to fix $f(1 + \delta_R)$, for which we find $2.9109 \cdot 10^{-6}$. This yields $g_A/g_V' = 1.22$; note that this ratio of couplings implicitly contains the quenching of the Gamow-Teller matrix element due to nuclear structure effects. Armed with these results, we can now proceed to evaluate the change in the electron energy spectrum upon the inclusion of the outer radiative correction, $g(\Delta E, E_e, E_e^{\max})$. We illustrate $\Delta(d\Gamma/dE_e) = (d\Gamma_0/dE_e)\alpha g(\Delta E, E_e, E_e^{\max})/(2\pi)$ in Fig. 2, using the energy resolution of the Mainz experiment [14], $\Delta E = 4.4$ eV. The inclusion of the ΔE dependence has little impact; the resulting curve is hardly distinguishable from that which results from the use of Sirlin's function, Eq. (3). The recoil corrections are included as well, so that we employ $d\Gamma/dE_e = d\Gamma_0/dE_e(1 + \mathcal{R} + F + \alpha g(\Delta E, E_e, E_e^{\max})/(2\pi))$; they are rather small, though they are appreciable. The analysis of Ref. [14] assumes the theoretical form given in Eq. (1), inferring $m_\nu^2 = -3.7 \pm 5.3 \pm 2.1$ eV² from their experimental data. Thus, for reference, we also show $\Delta(d\Gamma/dE_e) = d\Gamma_F(m_\nu^2 = -4\text{eV}^2)/dE_e - d\Gamma_F(m_\nu^2 = 0\text{eV}^2)/dE_e$ in Fig. 2. Note that employing $m_\nu^2 > 0$ yields a $\Delta(d\Gamma/dE_e)$ which differs in sign from that generated with $g(\Delta E, E_e, E_e^{\max})$. It is apparent that

the change in the theoretical energy spectrum due to the neglected $\mathcal{O}(\alpha)$ correction acts to increase the electron energy spectrum; this effect is also realized through a negative value of m_ν^2 in Eq. (1). To evaluate the impact of the remaining $\mathcal{O}(\alpha)$ correction on the neutrino mass, we introduce the fit function used in earlier work [14]:

$$\tau m_e \frac{d\Gamma}{dE_e} = A m_e^{-4} F(Z, R_e, E_e) p_e E_e (E_e^{\max} - E_e) \sqrt{(E_e^{\max} - E_e)^2 - m_\nu^2} + B, \quad (16)$$

where A , E_e^{\max} , m_ν^2 , and B are all fit to the empirical spectrum. For our comparison, which we

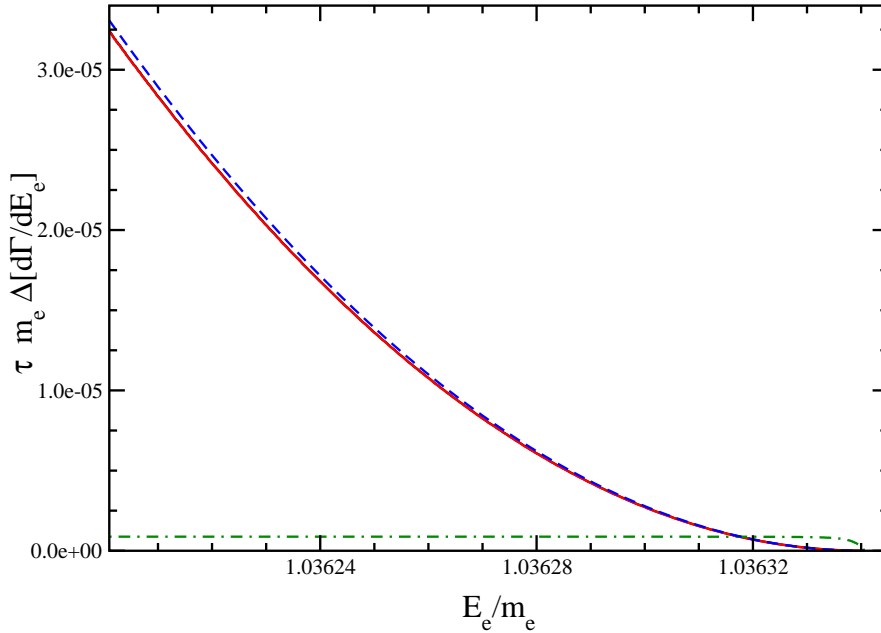


Figure 2: The change in the electron energy spectrum, $d\Gamma/dE$, upon the inclusion of $g(\Delta E, E_e, E_e^{\max})$, as a function of E_e . The solid line has $\Delta E = 4.4$ eV as per Ref. [14]; the dashed line also includes recoil corrections as per Eq. (14). For reference the change in the theoretical form of the energy spectrum assumed in Ref. [14], if $m_\nu^2 = 0 \rightarrow -4$ eV², is shown as the dot-dashed line as well.

effect for purposes of illustration, we neglect the contributions associated with the excited electronic final states of the daughter ${}^3\text{He}^+$ - T molecule and include the elastic contribution only. Note that B represents a constant experimental background, so that we set $B = 0$. Fitting the remaining parameters in Eq. (16) to the dashed curve in Fig. 2 yields the comparisons shown in Fig. 3. We fit the last 70 eV of the electron energy spectrum and set $\Delta E = 4.4$ eV, in an attempt to simulate the conditions in Sec. 6.3 of Ref. [14], for which $m_\nu^2 = -3.7 \pm 5.3 \pm 2.1$ eV² was inferred. We fit the quantity $\tau m_e d\Gamma/dE_e$, where the lifetime τ is $\tau = t_{1/2}/\ln 2$, noting, for reference, that $A = 3.43537 \cdot 10^5$ in our theoretical curves. Using the MIGRAD minimization program in the CERN package ROOT [30], we find two different fits of comparable quality, which possess very different values of m_ν^2 ; apparently a significant shift in m_ν^2 can be accommodated by normalizations A which differ by $\sim 2\%$. In both cases $m_\nu^2 < 0$; we cannot successfully fit our curves using a non-negative value of m_ν^2 in Eq. (16). The refinements we have introduced, namely, the ΔE dependence to the outer radiative corrections cum the recoil corrections, shift m_ν^2 at no larger than the $\mathcal{O}(1 \text{ eV}^2)$ level. Given the results shown

in Fig. (3), we cannot make a robust conclusion concerning the absolute scale of the shift in m_ν^2 our previously neglected theoretical corrections would induce in a more realistic analysis; nevertheless, we can say that the consequence of neglecting these terms is to push $m_\nu^2 < 0$ in an artificial way. We presume that with the replacement of Eq. (16) with a fit function incorporating the radiative and recoil corrections we have calculated such artificial shifts would disappear.

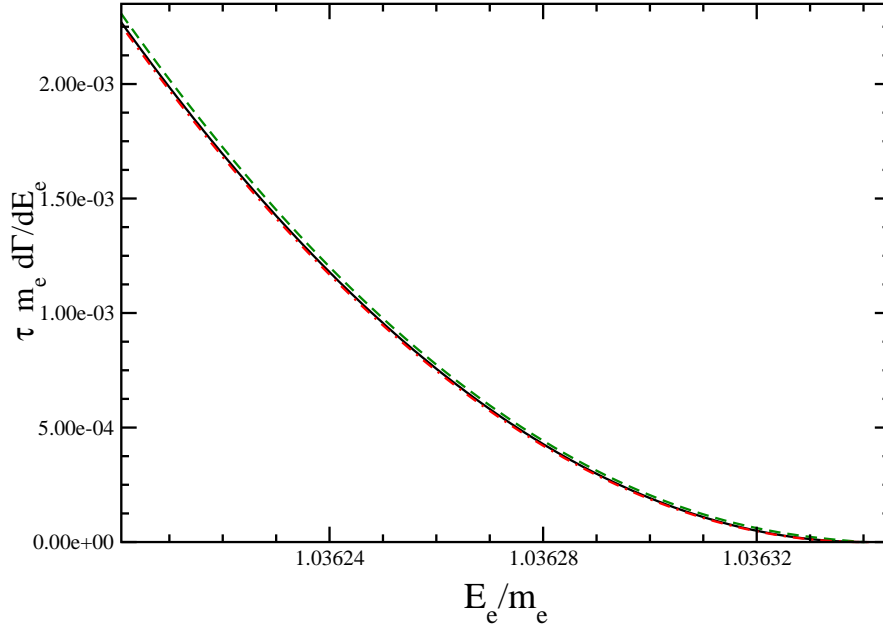


Figure 3: The electron energy spectrum for $E_e^{\max} - E_e \leq 70$ eV, as a function of E_e . The solid curve shows the theoretical spectrum to be fit, which includes $g(\Delta E, E_e, E_e^{\max})$ with $\Delta E = 4.4$ eV and recoil corrections as per Eqs. (14,15). The dashed curve is realized from Eq. (16) using $E_e^{\max} = 18.57$ keV, $A = 3.55020 \cdot 10^5$, and $m_\nu^2 = -67$ eV². In contrast, the dot-dashed curve has $A = 3.49446 \cdot 10^5$ and $m_\nu^2 = -0.01$ eV².

In this letter we have evaluated the $\mathcal{O}(\alpha)$ outer radiative correction, $g(\Delta E, E_e, E_e^{\max})$, to the electron energy spectrum in ^3H β -decay, so that $g + F - 1$, where F is the Fermi function, constitutes the complete $\mathcal{O}(\alpha)$ correction to the electron energy spectrum. We have updated the calculation of Sirlin [18] to include the dependence of the outer radiative correction on the detector energy resolution ΔE ; as a consequence the $\mathcal{O}(\alpha)$ correction we compute to the shape of the electron energy spectrum is *finite* as $E_e \rightarrow E_e^{\max}$. However, as necessary, it has no impact on the radiative correction to the total decay rate. Interestingly, the outer radiative correction was omitted all together in earlier studies of tritium β -decay [7, 8, 9, 10, 11, 12, 13, 14, 5]; we have shown that the shape correction associated with this $\sim 2\%$ shift mimicks a negative value of m_ν^2 . We believe it is necessary to update earlier experimental analyses to take this theoretical correction into account, to realize an accurate determination of the neutrino mass. A highly accurate theoretical spectrum can be found by modifying Eq. (1), the form used in earlier experimental analyses of ^3H β -decay, through the substitution $F \rightarrow F^* + g(\Delta E, E_e, E_e^{\max}) + \mathcal{R}$, using Eqs. (8-13) and Eq. (15). Our focus has been on $g(\Delta E, E_e, E_e^{\max})$ and \mathcal{R} ; theoretical corrections to these terms accrue from i) $\mathcal{O}(Z\alpha^2)$ corrections, which are known [24], and ii) $\mathcal{O}(1\%)$ corrections to the recoil-order term, Eq. (15), but such corrections would appear beyond

the scope of current and planned experiments. The corrected Fermi function F^* , which includes corrections such as those due to the finite nuclear size and to charge screening of the nuclear charge by atomic electrons, is detailed in Ref. [31]; recoil corrections [25] and outer radiative corrections, as calculated by Sirlin [18], are considered in this reference as well. The outer radiative corrections are the largest of these corrections [31]. Realistic experimental conditions demand that Eq. (16), as well as the fit form we advocate, be adapted to include the population of all the electronic final states i of the daughter $\text{He}^+\text{-T}$ molecule; the excitation energies and amplitudes are computed from atomic theory. As a consequence, the elucidation of the neutrino mass in ^3H β -decay relies on atomic physics input which cannot be wholly subjected to exhaustive, independent empirical test. Nevertheless, from the viewpoint of the theoretical radiative and recoil corrections, a sub-eV determination of the neutrino mass should be possible.

Acknowledgements

The work of S.G. is supported in part by the U.S. Department of Energy under contract number DE-FG02-96ER40989. We thank Wolfgang Korsch for helpful discussions and much-needed assistance with ROOT and Christian Weinheimer for useful comments and correspondence. S.G. thanks the SLAC theory group for hospitality during the completion of this manuscript.

References

- [1] Y. Fukuda *et al.* [Super-Kamiokande Collaboration], Phys. Rev. Lett. **81** (1998) 1562.
- [2] Q. R. Ahmad *et al.* [SNO Collaboration], Phys. Rev. Lett. **89** (2002) 011301.
- [3] K. Eguchi *et al.* [KamLAND Collaboration], Phys. Rev. Lett. **90** (2003) 021802.
- [4] A. Pierce and H. Murayama, Phys. Lett. B **581** (2004) 218; S. Hannestad, JCAP **0305** (2003) 004.
- [5] A. Osipowicz *et al.* [KATRIN Collaboration], arXiv:hep-ex/0109033.
- [6] R. G. H. Robertson and D. A. Knapp, Ann. Rev. Nucl. Part. Sci. **38** (1988) 185.
- [7] R. G. H. Robertson *et al.*, Phys. Rev. Lett. **67** (1991) 957.
- [8] H. Kawakami *et al.*, Phys. Lett. B **256** 105 (1991).
- [9] E. Holzschuh *et al.*, Phys. Lett. B **287** 381 (1992).
- [10] H. C. Sun *et al.*, CJNP **15** 261 (1993).
- [11] Ch. Weinheimer *et al.*, Phys. Lett. B **300** (1993) 210.
- [12] W. Stoeffl and D. J. Decman, Phys. Rev. Lett. **75**, 3237 (1995).
- [13] V. M. Lobashev *et al.*, Phys. Lett. B **460** (1999) 219.
- [14] Ch. Weinheimer *et al.*, Phys. Lett. B **460** (1999) 227.
- [15] S. M. Berman, Phys. Rev. **112** (1958) 267; T. Kinoshita and A. Sirlin, Phys. Rev. **113** (1959) 1652.
- [16] S. Raman, C. A. Houser, T. A. Walkiewicz, and I. S. Towner, At. Data Nucl. Data Tables **21** (1978) 567.
- [17] E. J. Konopinski, *The Theory of Beta Radioactivity* (Clarendon Press, Oxford, 1966); H. Schopper, *Weak Interactions and Nuclear Beta Decay* (North-Holland, Amsterdam, 1969).
- [18] A. Sirlin, Phys. Rev. **164** (1967) 1767.
- [19] P. Vogel, Phys. Rev. D **29** (1984) 1918.

- [20] I. S. Towner, Phys. Rev. C **58** (1998) 1288.
- [21] J. F. Beacom and S. J. Parke, Phys. Rev. D **64** (2001) 091302.
- [22] A. Kurylov, M. J. Ramsey-Musolf, and P. Vogel, Phys. Rev. C **65** (2002) 055501.
- [23] V. Bernard, S. Gardner, U.-G. Meißner, and C. Zhang, Phys. Lett. B **593** (2004) 105.
- [24] W. Jaus and G. Rasche, Nucl. Phys. A **143** (1970) 202; W. Jaus, Phys. Lett. **40** (1972) 616; A. Sirlin and R. Zucchini, Phys. Rev. Lett. **57** (1986) 1994; W. Jaus and G. Rasche, Phys. Rev. D **35** (1987) 3420; A. Czarnecki, W. J. Marciano, and A. Sirlin, arXiv:hep-ph/0406324. Recall that the additive $\mathcal{O}(Z\alpha^2)$ radiative correction is defined as what remains after the product $g(F - 1)$ is computed. Note also W. W. Repko and C. Wu, Phys. Rev. C **28** (1983) 2433.
- [25] S. M. Bilen'kii et al., Sov. Phys. JETP **37** (1960) 1241; I. Bender, V. Linke, and H. J. Rothe, Z. Phys. **212** (1968) 190.
- [26] <http://www.tunl.duke.edu/NuclData/>
- [27] J. J. Simpson, Phys. Rev. C **35** (1987) 752.
- [28] K. Hagiwara *et al.* [Particle Data Group Collaboration], Phys. Rev. D **66** (2002) 010001.
- [29] I. S. Towner and J. C. Hardy, arXiv:nucl-th/9809087.
- [30] <http://root.cern.ch/>
- [31] D. H. Wilkinson, Nucl. Phys. A **526** (1991) 131.