

Anomalous tqV couplings and FCNC top quark production¹

Nikolaos Kidonakis^a and Alexander Belyaev^b

^a*Cavendish Laboratory, University of Cambridge
Madingley Road, Cambridge CB3 0HE, UK
E-mail: kidonaki@hep.phy.cam.ac.uk*

^b*Physics Department, Florida State University
Tallahassee, FL 32306-4350, USA
E-mail: belyaev@hep.fsu.edu*

Abstract

We discuss FCNC top quark production via anomalous tqV couplings at the Tevatron and HERA colliders. We calculate higher-order soft-gluon corrections to such processes and demonstrate the stabilization of the cross section when these corrections are included.

¹Presented at the DIS 2004 Workshop, Strbske Pleso, Slovakia, 14-18 April, 2004.

1 Introduction

Flavor-changing neutral-current (FCNC) processes involving the top quark appear in several models of physics beyond the Standard Model. The effective Lagrangian involving anomalous tqV couplings can be written as $\Delta\mathcal{L}^{eff} = \frac{1}{\Lambda} \kappa_{tqV} e \bar{t} \sigma_{\mu\nu} q F_V^{\mu\nu} + h.c.$ where κ_{tqV} is the anomalous coupling, with q denoting an up or charm quark and V a photon or Z -boson with field tensor $F_V^{\mu\nu}$; $\sigma_{\mu\nu} = (i/2)(\gamma_\mu\gamma_\nu - \gamma_\nu\gamma_\mu)$ with γ^μ the Dirac matrices; and Λ is an effective scale which we set equal to the top quark mass, m .

The present TeV energy scale colliders – Tevatron and HERA – can probe FCNC interactions in the top-quark sector and set limits on $\kappa_{tq\gamma}$ and κ_{tqZ} . However, there are large uncertainties in the lowest-order results from variation of the factorization/renormalization scales, μ . Therefore the stabilization of the cross section for these FCNC processes is timely and important. We have calculated next-to-leading order (NLO) and next-to-next-to-leading order (NNLO) soft-gluon corrections for the following processes: $gu \rightarrow tZ$, $gu \rightarrow t\gamma$, and $uu \rightarrow tt$ at the Tevatron [1]; and $eu \rightarrow et$ at HERA [1, 2]. As a result, we show that inclusion of QCD corrections significantly stabilizes the cross sections.

2 FCNC top quark cross sections

We define $s_4 = s + t + u - \sum m^2$, with s, t, u standard kinematical invariants, and where the sum is over the masses squared of the particles in the scattering. At threshold $s_4 \rightarrow 0$. The soft-gluon corrections [3, 4] are of the form $[(\ln^l(s_4/m^2))/s_4]_+$, where $l \leq 2n - 1$ for the order α_s^n corrections. These corrections are expected to dominate the cross section in the near-threshold region, which is relevant for the processes studied here. The leading logarithms (LL) are those with $l = 2n - 1$ while the next-to-leading logarithms (NLL) are those with $l = 2n - 2$. Here we calculate NLO and NNLO corrections in α_s at NLL accuracy, i.e. keeping LL and NLL at each order in α_s . We denote them as NLO-NLL and NNLO-NLL, respectively, and calculate them using the master formulas in Ref. [5].




Figure 1: Tree-level diagrams for $gu \rightarrow tZ$.

First we study the process $gu \rightarrow tZ$ in $p\bar{p}$ collisions at the Tevatron. In Fig. 1 we show the lowest-order Feynman diagrams.

In Fig. 2 we show plots versus top quark mass of the Born, NLO-NLL, and NNLO-NLL cross sections and of various K -factors, which are defined as ratios of cross sections at different orders. Note that K -factors are independent of the notation/specification for the anomalous couplings. We have set the scale μ equal to the top quark mass and set $\kappa_{tuZ} = 0.1$.

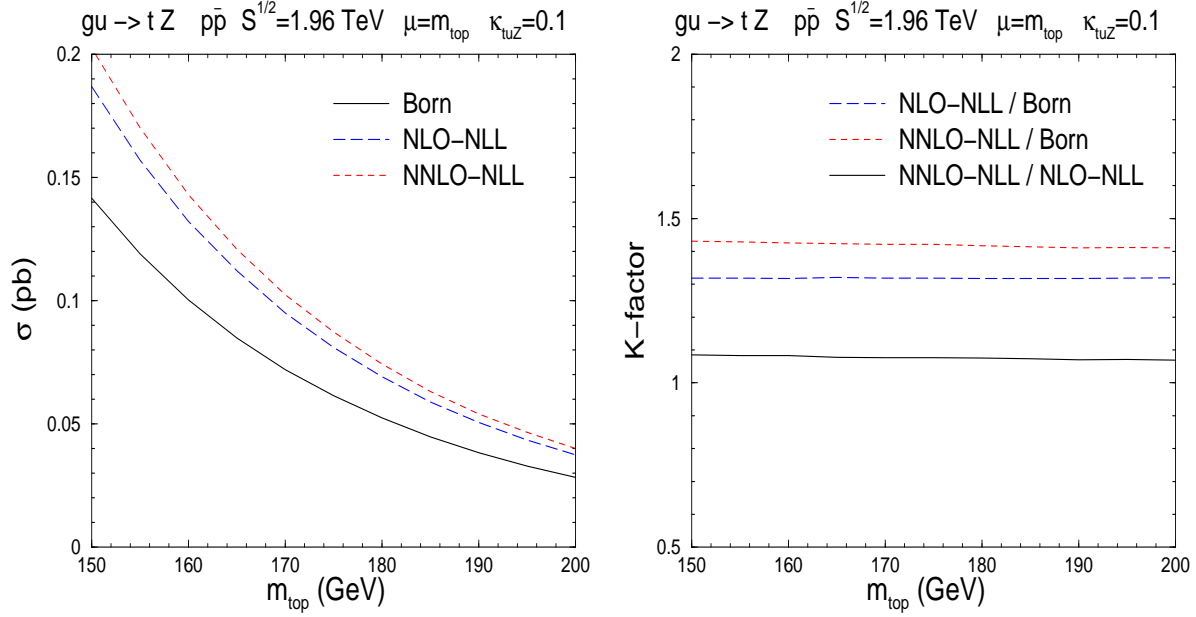


Figure 2: Cross sections (left) and K -factors (right) for $gu \rightarrow tZ$ at the Tevatron.

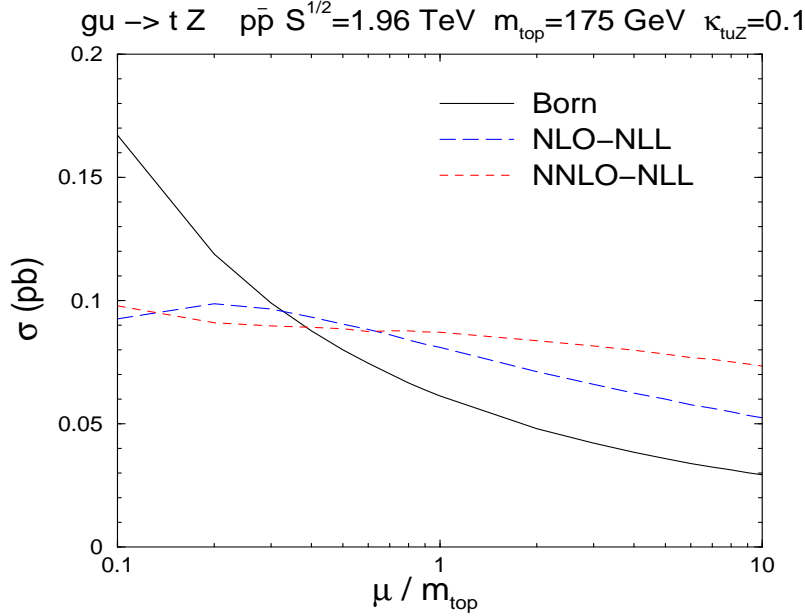


Figure 3: The scale dependence of the $gu \rightarrow tZ$ cross section at the Tevatron.

In Fig. 3 we plot the scale dependence of the cross section for a top mass $m = 175$ GeV. It's clear that the dependence of the cross section on scale is significantly decreased when we add the NLO-NLL and NNLO-NLL corrections. For $\mu = m = 175$ GeV, $\kappa_{tuZ} = 0.1$ and $\sqrt{S} = 1.96$ TeV we find $\sigma_{NNLO-NLL}^{gu \rightarrow tZ} = 87^{+2}_{-3}$ fb where the uncertainty comes from scale variation between $m/2$ and $2m$. We note that the cross section for the process

$gc \rightarrow tZ$, involving the charm quark, is negligible by comparison. We also note that the cross section for anti-top production, $g\bar{u} \rightarrow \bar{t}Z$, is the same as for top production.

The results for $gu \rightarrow t\gamma$ are qualitatively the same – we find again stabilization of the cross section versus scale variation, as well as a similar cross section level ($\sigma_{NNLO-NLL}^{gu \rightarrow t\gamma} = 95_{-11}^{+17}$ fb for $\mu = m = 175$ GeV and $\kappa_{tu\gamma} = 0.1$). In the case of the process $uu \rightarrow tt$ the cross section is also stabilized; however, this process is qualitatively different: it has a significantly lower cross section ($\sigma_{NNLO-NLL}^{uu \rightarrow tt} = 1.74_{-0.02}^{+0.00}$ fb for $\mu = m = 175$ GeV and $\kappa_{tuZ} = \kappa_{tu\gamma} = 0.1$) but a much cleaner signature [1].



Figure 4: Tree-level diagrams for $eu \rightarrow et$.

Next we study the process $eu \rightarrow et$ in ep collisions at HERA [6, 7, 8]. In Fig. 4 we show the lowest-order Feynman diagrams. In Fig. 5 we show plots of the Born, NLO-NLL,

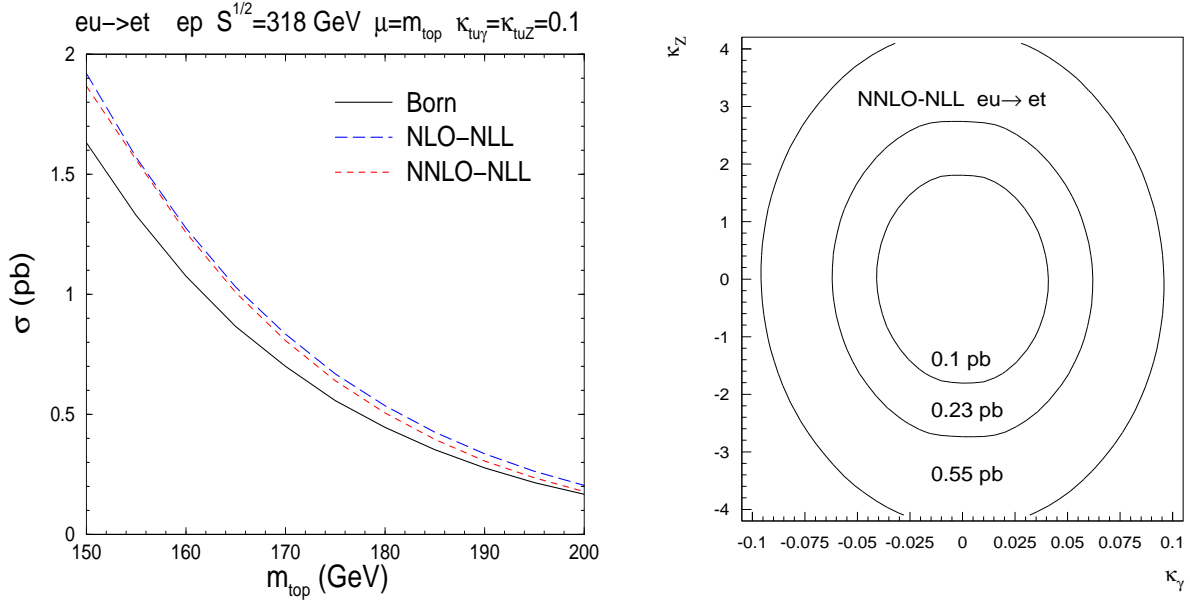


Figure 5: Cross sections (left) and HERA reach (right) for the process $eu \rightarrow et$.

and NNLO-NLL cross sections versus top mass, and of contour levels in the $\kappa_{tu\gamma}, \kappa_{tuZ}$ plane. We have set $\mu = m$. It is evident that HERA is much more sensitive to the $\kappa_{tu\gamma}$ coupling than to κ_{tuZ} . The NNLO-NLL cross section at HERA for $\mu = m = 175$ GeV, $\kappa_{tu\gamma} = \kappa_{tuZ} = 0.1$ and $\sqrt{S} = 318$ GeV is $\sigma_{NNLO-NLL}^{eu \rightarrow et} = 0.64_{-0.04}^{+0.05}$ pb, where again the uncertainty comes from scale variation between $m/2$ and $2m$. We note that almost all of the cross section comes from the κ_γ coupling. We also note that contributions from charm

are negligible. In the case of $e\bar{t}$ production, involving the anti-top, the cross section is quite small $\sigma_{NNLO-NLL}^{e\bar{u}\rightarrow e\bar{t}} = 0.0079$ pb, and thus assymetrical to et production.

Acknowledgements

The research of N.K. has been supported by a Marie Curie Fellowship of the European Community programme “Improving Human Research Potential” under contract no. HPMF-CT-2001-01221. The work of A.B. was supported in part by the U.S. Department of Energy.

References

- [1] N. Kidonakis and A. Belyaev, JHEP **12**, 004 (2003).
- [2] A. Belyaev and N. Kidonakis, Phys. Rev. **D 65**, 037501 (2002).
- [3] N. Kidonakis and G. Sterman, Phys. Lett. **B 387**, 867 (1996); Nucl. Phys. **B 505**, 321 (1997); N. Kidonakis, G. Oderda, and G. Sterman, Nucl. Phys. **B 531**, 365 (1998); N. Kidonakis, Int. J. Mod. Phys. **A 15**, 1245 (2000); N. Kidonakis and J.F. Owens, Phys. Rev. **D 61**, 094004 (2000).
- [4] N. Kidonakis, Phys. Rev. **D 64**, 014009 (2001); N. Kidonakis and R. Vogt, Phys. Rev. **D 68**, 114014 (2003); Eur. Phys. J. **C**, hep-ph/0401056, and in these proceedings, hep-ph/0405212.
- [5] N. Kidonakis, Int. J. Mod. Phys. **A 19**, 1793 (2004); Mod. Phys. Lett. **A 19**, 405 (2004).
- [6] A. Belyaev, hep-ph/0007058.
- [7] H1 coll., A. Schoning, hep-ex/0309068; H1 coll., A. Aktas et al., Eur. Phys. J. **C 33**, 9 (2004).
- [8] ZEUS coll., S. Chekanov et al., Phys. Lett. **B 559**, 153 (2003); ZEUS coll., D. Dannheim, hep-ex/0308058.