

High Energy Physics in the Atmosphere: Phenomenology of Cosmic Ray Air Showers

Luis Anchordoqui,¹ María Teresa Dova,² Analisa Mariazzi,²
Thomas McCauley,¹ Thomas Paul,¹ Stephen Reucroft,¹ and John Swain¹

¹ *Department of Physics,
Northeastern University, Boston, MA 02115, USA*

² *Departamento de Física,
Universidad Nacional de La Plata, CC67 La Plata (1900), Argentina*

(Dated: 4 July 2004)

Abstract

The properties of cosmic rays with energies above 10^6 GeV have to be deduced from the spacetime structure and particle content of the air showers which they initiate. In this review we summarize the phenomenology of these giant air showers. We describe the hadronic interaction models used to extrapolate results from collider data to ultra high energies, and discuss the prospects for insights into forward physics at the LHC. We also describe the main electromagnetic processes that govern the longitudinal shower evolution, as well as the lateral spread of particles. Armed with these two principal shower ingredients and motivation from the underlying physics, we provide an overview of some of the different methods proposed to distinguish primary species. The properties of neutrino interactions and the potential of forthcoming experiments to isolate deeply penetrating showers from baryonic cascades are also discussed. We finally venture into a *terra incognita* endowed with TeV-scale gravity and explore anomalous neutrino-induced showers.

Contents

I. Introduction	3
A. Why another cosmic ray review?	3
B. Cosmic ray observations	3
C. Nature's calorimeter	7
II. Hadronic Processes	8
A. Low- p_T jet physics beyond collider energies	8
B. Hadronic interactions in the Earth's atmosphere	14
C. Measurements of forward processes at the LHC	16
III. Electromagnetic Processes	18
A. The electromagnetic component	19
1. Paper-and-pencil air shower modeling	22
2. Electron lateral distribution function	24
B. The muon component	26
1. Muon lateral distribution function	29
2. Muon content of the shower tail	33
IV. Fingerprints of primary species in EAS	35
A. Photon showers	35
B. Hadronic primaries	37
V. Deeply Penetrating Showers	44
A. Everyday weakly interacting neutrinos	44
B. Neutrino interactions mediated by gravity	47
VI. EAS in a Nutshell	52
Acknowledgments	53
References	54

I. INTRODUCTION

A. Why another cosmic ray review?

Some 40 years after the discovery of ultra high energy cosmic rays [1], fundamental questions regarding their origin and nature lack definitive answers. The highest primary energy measured thus far is $E \sim 10^{11.5}$ GeV [2], corresponding to a nucleon-nucleon center-of-mass energy $\sqrt{s} \sim 10^{5.9}$ GeV/ \sqrt{A} , where A is the mass number of the primary particle. The existence of these particles, the most energetic known in the universe, challenges our current understanding of physics. From the perspective of astrophysics, one must identify where and how in the universe these particles obtain such high energies. A failure to uncover such mechanisms may lead one to postulate new physics to explain the phenomenon. From the perspective of particle physics, ultra high energy cosmic ray interactions are orders of magnitude beyond what can be achieved in current (and future) terrestrial collider experiments and may open a window to energy and kinematic regions previously unexplored in the study of fundamental interactions. From both perspectives, the tantalizing possibility of new physics that may be found in the study of ultra high energy cosmic rays continues to motivate current and future cosmic ray experiments.

The literature abounds in reviews of experimental techniques for detection of cosmic ray air showers [3–9], as well as overviews of the physics of cosmic ray propagation and possible astrophysical and exotic origins [10–18]. This review follows a somewhat different path, focusing exclusively on cosmic ray phenomenology from the top of the atmosphere to the Earth’s surface. The topics covered are viewed from the perspective of particle physics, and the reader is assumed only to possess a basic background in this field. We hope this article can provide a sort of bridge for high energy physicists interested in exploring some of the challenges facing upcoming ground- and space-based cosmic ray observatories.

B. Cosmic ray observations

For primary energy $E \gtrsim 1$ GeV the observed cosmic ray flux can be described by a series of power laws with the flux falling about three orders of magnitude for each decade increase in energy. In the decade centered at $\sqrt{s}|_{\text{knee}} \sim 10^{3.4}$ GeV/ \sqrt{A} , the spectrum steepens from $E^{-2.7}$ to $E^{-3.0}$, forming the feature commonly known as “the knee”. The spectrum steepens further to $E^{-3.3}$ above $\sqrt{s}|_{\text{dip}} \sim 10^{4.5}$ GeV/ \sqrt{A} , and then flattens to $E^{-2.7}$ at $\sqrt{s}|_{\text{ankle}} \sim 10^{5.1}$ GeV/ \sqrt{A} , forming a feature known as “the ankle” [19]. Within the statistical uncertainty of existing data, which is large for $E > 10^{11}$ GeV, the tail of the spectrum is consistent with a simple extrapolation at that slope to the highest energies. Thus far, for Earth-based accelerators, the record holder for collisions with the highest energy per nucleon is the Tevatron, which countercirculates protons and antiprotons with $\sqrt{s} \simeq 1.8$ TeV. This center-of-mass energy corresponds closely to that at the knee. The Large Hadron Collider (LHC), now under construction at CERN, will collide protons with protons at $\sqrt{s} \simeq 14$ TeV. This impressive energy is still about a factor of 50 smaller than the center-of-mass energy of the highest energy cosmic ray so far observed, assuming $A = 1$.

For primary cosmic ray energies above 10^5 GeV, the flux becomes so low that direct detection of the primary using devices in or above the upper atmosphere is, for all practical purposes, impossible. Fortunately, in such cases the primary particle has enough energy to

initiate a particle cascade in the atmosphere large enough that the products are detectable at ground. There are several techniques which can be employed in detecting these extensive air showers (EAS), ranging from sampling of particles in the cascade to measurements of fluorescence, Čerenkov or radio emissions produced by the shower.

The most commonly used detection method involves sampling the shower front at a given altitude using an array of sensors spread over a large area. Sensors, such as plastic scintillators or Čerenkov detectors are used to infer the particle density and the relative arrival times of the shower front at different locations; from this, one can estimate the energy and direction of the primary cosmic ray. The spacing between stations determines the energy threshold for a vertical shower. The muon content is usually sought either by exploiting the signal timing in the surface sensors or by employing dedicated detectors which are shielded from the electromagnetic shower component. Inferring the primary energy from energy deposits at the ground is not completely straightforward, and involves proper modeling of both the detector response and the physics of the first few cascade generations. This second point is particularly subtle and will be the main subject of Sec. II.

Another highly successful air shower detection method involves measurement of the longitudinal development of the cascade by sensing the fluorescence light produced via interactions of the charged particles in the atmosphere. As an extensive air shower develops, it dissipates much of its energy by exciting and ionizing air molecules along its path. Excited nitrogen molecules fluoresce producing radiation in the 300 - 400 nm ultraviolet range, to which the atmosphere is quite transparent. Under favorable atmospheric conditions EAS can be detected at distances as large as 20 km, about 2 attenuation lengths in a standard desert atmosphere at ground level, though observations can only be made on clear moonless nights, yielding a duty cycle of about 10%. The shower development appears as a rapidly moving spot of light whose angular motion depends on both the distance and the orientation of the shower axis. The integrated light signal is proportional to the total energy deposited in the atmosphere. Systematic errors can arise from a variety of sources, including uncertainties in the nitrogen fluorescence induced by the particle beam [20, 21], as well as uncertainties in the atmospheric conditions at the time the fluorescence measurements are taken [22].

The first measurements of ultra high energy cosmic rays were carried out by Linsley at Volcano Ranch (35°09'N, 106°47'W) in the late 1950's [23] using an array of scintillation counters. More recent experiments using surface detection techniques include Haverah Park in England (53°58'N, 1°38'W) [24], Yakutsk in Russia (62°N, 130°E) [25], the Sydney University Giant Airshower Recorder (SUGAR) in Australia (30°32'S, 149°43'E) [26], and the Akeno Giant Air Shower Array (AGASA), about 100 km west of Tokyo (38°47'N, 138°30'E) [27, 28]. The fluorescence method has been used by the Fly's Eye experiment [29, 30], as well as its up-scoped descendant High Resolution Fly's Eye experiment (HiRes) [31], operating at the Dugway proving ground in the Utah desert (40°N, 112°W).

Over the next few years, the best observations of the extreme end of the cosmic ray spectrum will be made by the Pierre Auger Observatory (PAO) [32], which is currently operational in Malargüe, Argentina (35°12'S, 69°12'W) and is in the process of growing to its final size of 3000 km². A twin site is pending for the Northern hemisphere, and together the two observatories will have an acceptance of 14000 km² sr above 10¹⁰ GeV for zenith angles below 60°. The PAO works in a hybrid mode, and when complete will comprise 24 fluorescence detectors overlooking a ground array of 1600 water Čerenkov detectors. During clear, dark nights, events are simultaneously observed by fluorescence light and particle detectors, allowing powerful reconstruction and cross-calibration techniques. Simultaneous

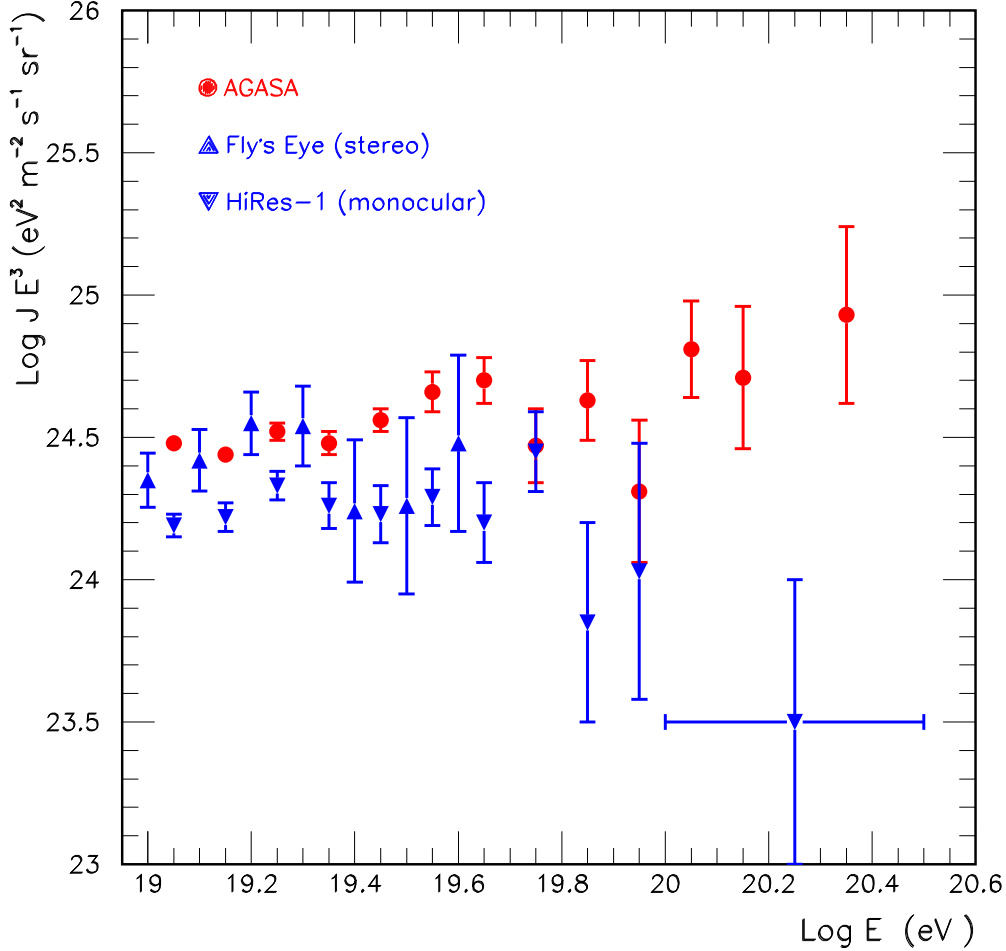


FIG. 1: Upper end of the cosmic ray energy spectrum as observed by AGASA [37] and HiRes [40]/Fly's Eye [41].

observations of showers using two distinct detector methods will also help to control the systematic errors that have plagued cosmic ray experiments to date. Moreover, each site of PAO reaches $\sim 15 \text{ km}^3 \text{ we sr}$ of target mass around 10^{10} GeV [33], which is comparable to dedicated neutrino detectors being planned.¹ This renders PAO a neutrino telescope operating in an energy regime complimentary to existing and upcoming facilities. The characteristics of neutrino-induced showers are discussed in Sec. V.

Space-based experiments are also in the offing, the most thoroughly planned being the Extreme Universe Space Observatory (EUSO) [34, 35]. EUSO comprises a single fluorescence eye, and is scheduled to fly aboard the International Space Station for more than three years. After taking account of the 10% duty cycle, this experiment will image a vast volume of $750 \text{ km}^3 \text{ we sr}$.

In recent years, a somewhat confused picture *vis-à-vis* the energy spectrum and arrival direction distribution has been emerging. Since 1998, the AGASA Collaboration has consistently reported [36, 37] a continuation of the spectrum beyond the expected Greisen–

¹ we \equiv water equivalent.

Zatsepin–Kuzmin (GZK) cutoff [38, 39], which should arise at about $10^{10.9}$ GeV if cosmic ray sources are at cosmological distances. This theoretical feature of the spectrum is mainly a consequence of interactions of the primary cosmic ray with the microwave background radiation. In contrast, the most recent results from HiRes [40] describe a spectrum which is consistent with the expected GZK feature. The discrepancy between the 2 estimated fluxes is shown in Fig. 1. Several analyses were done in trying to understand this difference. In particular, since the quoted systematic errors in the energy estimate are in the neighbourhood of 30%, it was argued [42] that if the AGASA Collaboration overestimates their energies by 30% and the HiRes Collaboration underestimates them by about the same amount, then the two spectra can be brought into reasonable agreement within statistical errors.

Although there seems to be a remarkable agreement among experiments on predictions about isotropy on large scale structure [43, 44], this is certainly not the case when considering the two-point correlation function on a small angular scale. The AGASA Collaboration reports observations of event clusters which have a chance probability smaller than 1% to arise from a random distribution [45, 46]. Far from confirming the AGASA results, the recent analysis reported by the HiRes Collaboration showed that their data are consistent with no clustering among the highest energy events [47, 48]. The discovery of such clusters would be a tremendous breakthrough for the field, but the case for them is not yet proved. Special care must be taken when computing the statistical significance in such an analysis. In particular, it is important to define the search procedure *a priori* in order to ensure one does not inadvertently perform “trials” by studying the data before deciding upon the cuts. Very recently, with the aim of avoiding accidental bias on the number of trials performed in selecting the angular bin, the original claim of the AGASA Collaboration [45] was re-examined considering only those events observed after the original claim [49]. This study showed that the evidence for clustering in the AGASA data set is weaker than was previously supposed, and is consistent with the hypothesis of isotropically distributed arrival directions.

The confusing experimental situation regarding the GZK feature and the small-scale clustering in the distribution of arrival direction should be resolved in the near future by the PAO, which will provide not only a data set of unprecedented size, but also the machinery for controlling some of the more problematic systematic uncertainties. As we will discuss in this review, however, the task of identifying primary species is more challenging. The rest of this article is organized as follows. In Sec. II, we describe the phenomenology of hadronic interactions with the goal of providing an overview of the main systematic uncertainties hindering the determination of the primary energy from observations at the ground. In the following section, we discuss the electromagnetic processes responsible for generating the great majority of particles in the shower. Armed with these two principal shower ingredients, we then discuss observables that are accessible to experiment. Next, in Sec. IV, we describe how these observables are used to infer the primary composition. In Sec. V we summarize properties of neutrino interactions and discuss observables in the deeply penetrating showers they produce. Since the expected rate of such events is very low, any enhancement of the cross section due to physics beyond the electroweak scale should be evident in this channel. At the end we allow ourselves to venture into speculative territory and discuss the experimental signatures of neutrino interactions in scenarios with TeV-scale gravity. Before getting underway, we first briefly summarize the main features of the atmospheric “calorimeter.”

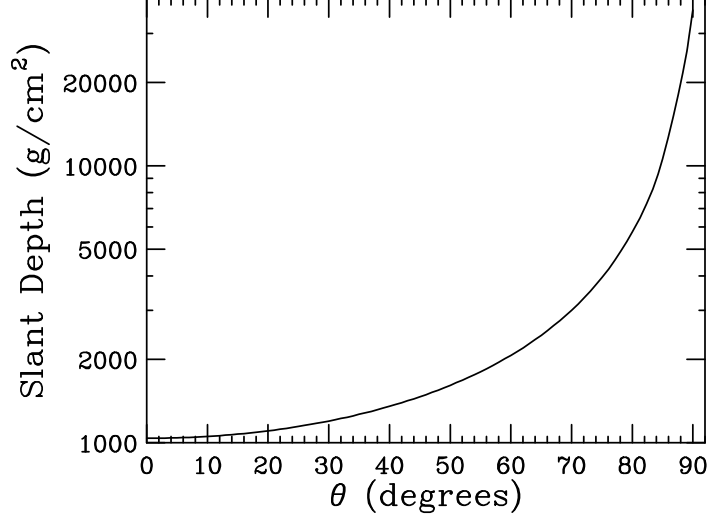


FIG. 2: Slant depths corresponding to various zenith angles θ considering the curvature of the Earth.

C. Nature's calorimeter

Unlike man-made calorimeters, the atmosphere is a calorimeter whose properties vary in a predictable way with altitude, and in a relatively unpredictable way with time. Beginning with the easier of the two variations, we note that the density and pressure depend strongly on the height, while the temperature does not change by more than about 30% over the range 0–100 km above sea level. Therefore we can get a reasonable impression of the density variation by assuming an isothermal atmosphere, in which case the density $\rho_{\text{atm}}(h) \approx \rho_0 e^{-h/h_0}$, where $\rho_0 \approx 1.225 \text{ kg/m}^3$ and $h_0 = RT/(\mu g) \approx 8.4 \text{ km}$ is known as the scale-height of the atmosphere, R being the ideal gas constant, μ the average molecular weight of air, g the acceleration due to gravity and $T \approx 288 \text{ K}$. Of course, reading out such a natural calorimeter is complicated by the effects of varying aerosol and molecular attenuation and scattering.

The quantity that most intuitively describes the varying density of the atmospheric medium is the vertical atmospheric depth, $X_v(h) = \int_h^\infty \rho_{\text{atm}}(z) dz$, where z is the height. However, the quantity most relevant in air shower simulations is the slant depth, X , which defines the actual amount of air traversed by the shower. The variation of the slant depth with zenith angle is shown in Fig. 2. If the Earth curvature is not taken into account, then $X = X_v(h)/\cos\theta$, where θ is the zenith angle of the shower axis. For $\theta \lesssim 80^\circ$, the error associated with this approximation is less than 4%.

The atmospheric medium is endowed with a magnetic field. In general, the geomagnetic field is described by 3 parameters, its strength $|\vec{B}|$, its inclination ι , and its declination δ . The inclination is defined as the angle between the local horizontal plane and the \vec{B} -field. The declination is defined as the angle between the horizontal component of the field B_\perp (i.e., perpendicular to the arrival direction of the air shower) and the geographical North (direction of the local meridian). The angle ι is positive when \vec{B} points downward and δ is positive when B_\perp is inclined towards the East.

II. HADRONIC PROCESSES

Uncertainties in hadronic interactions at ultra high energies constitute one of the most problematic sources of systematic error in analysis of air showers. This section will explain the two principal schools of thought for extrapolating collider data to ultra high energies. We start with a general description of pp collisions within the eikonal model. Next, we consider the specific case of hadronic interactions in the atmosphere, and discuss the most widely used Monte Carlo codes. Finally, we study the potential of present and future accelerators to produce data valuable for understanding extensive air shower physics. Particular emphasis is placed on measurements of interaction processes at extreme forward directions and the cross sections for diffractive interactions.

A. Low- p_T jet physics beyond collider energies

Soft multiparticle production with small transverse momenta with respect to the collision axis is a dominant feature of most hadronic events at center-of-mass energies $10 \text{ GeV} < \sqrt{s} < 50 \text{ GeV}$ (see *e.g.*, [50, 51]). Despite the fact that strict calculations based on ordinary QCD perturbation theory are not feasible, there are some phenomenological models that successfully take into account the main properties of the soft diffractive processes. These models, inspired by $1/N$ QCD expansion are also supplemented with generally accepted theoretical principles like duality, unitarity, Regge behavior, and parton structure. The interactions are no longer described by single particle exchange, but by highly complicated modes known as Reggeons. Up to about 50 GeV, the slow growth of the cross section with \sqrt{s} is driven by a dominant contribution of a special Reggeon, the Pomeron.

At higher energies, semihard interactions arising from the hard scattering of partons that carry only a very small fraction of the momenta of their parent hadrons can compete successfully with soft processes [52–59]. These semihard interactions lead to the minijet phenomenon, i.e., jets with transverse energy ($E_T = |p_T|$) much smaller than the total center-of-mass energy. Unlike soft processes, this low- p_T jet physics can be computed in perturbative QCD. The parton-parton minijet cross section is given by

$$\sigma_{\text{QCD}}(s, p_T^{\text{cutoff}}) = \sum_{i,j} \int \frac{dx_1}{x_1} \int \frac{dx_2}{x_2} \int_{Q_{\min}^2}^{\hat{s}^{1/2}} d|\hat{t}| \frac{d\hat{\sigma}_{ij}}{d|\hat{t}|} x_1 f_i(x_1, |\hat{t}|) x_2 f_j(x_2, |\hat{t}|) , \quad (1)$$

where x_1 and x_2 are the fractions of the momenta of the parent hadrons carried by the partons which collide, $d\hat{\sigma}_{ij}/d|\hat{t}|$ is the cross section for scattering of partons of types i and j according to elementary QCD diagrams, f_i and f_j are parton distribution functions (pdf's), $\hat{s} = x_1 x_2 s$ and $-\hat{t} = \hat{s}(1 - \cos \vartheta^*)/2 = Q^2$ are the Mandelstam variables for this parton-parton process, and the sum is over all parton species. Here,

$$p_T = E_{\text{jet}}^{\text{lab}} \sin \vartheta_{\text{jet}} = \frac{\sqrt{\hat{s}}}{2} \sin \vartheta^* , \quad (2)$$

and

$$p_{\parallel} = E_{\text{jet}}^{\text{lab}} \cos \vartheta_{\text{jet}} \quad (3)$$

where $E_{\text{jet}}^{\text{lab}}$ is the energy of the jet in the lab frame, ϑ_{jet} the angle of the jet with respect to the beam direction in the lab frame, and ϑ^* is the angle of the jet with respect to the beam

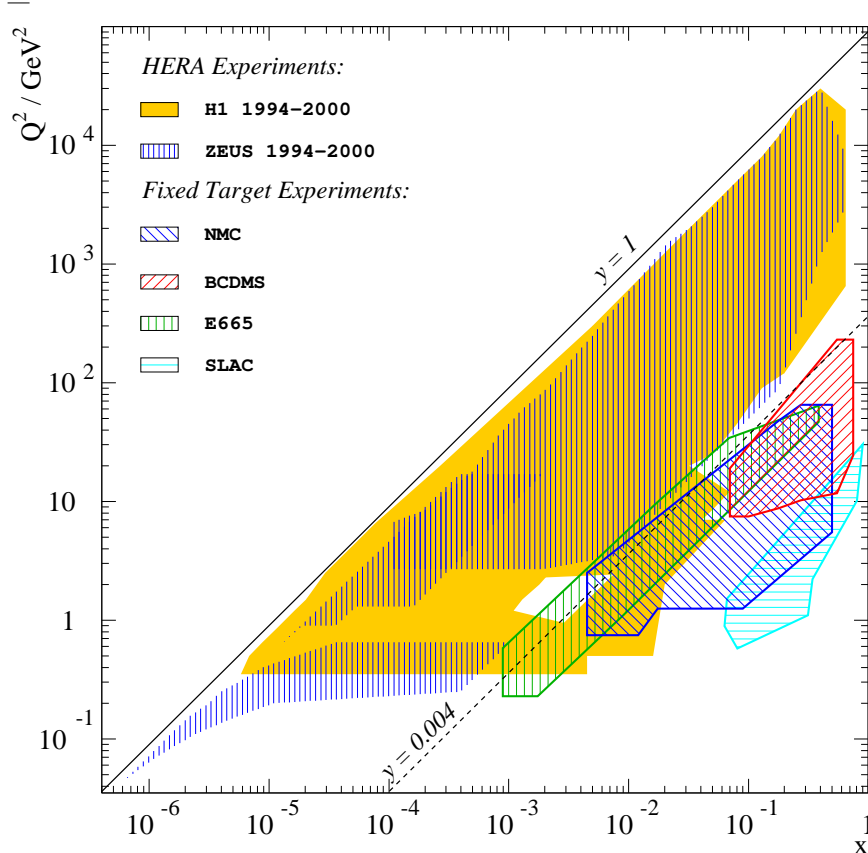


FIG. 3: Kinematic x - Q^2 plane accessible to the H1 and ZEUS experiments at HERA and the region accessible to fixed-target experiments. The inelasticity $y = (1 - \cos \vartheta^*)/2$ is also shown. This figure is courtesy of Max Klein.

direction in the center-of-mass frame of the elastic parton-parton collision. This implies that for small ϑ^* , $p_T^2 \approx Q^2$. The integration limits satisfy $Q_{\min}^2 < |\hat{t}| < \hat{s}/2$, with Q_{\min} the minimal momentum transfer.

A first source of uncertainty in modeling cosmic ray interactions at ultra high energy is encoded in the extrapolation of the measured parton densities several orders of magnitude down to low x . Primary protons that impact on the upper atmosphere with energy $\gtrsim 10^{11}$ GeV, yield partons with $x \equiv 2p_{\parallel}^*/\sqrt{s} \gtrsim m_{\pi}/\sqrt{s} \sim 10^{-7}$, whereas current data on quark and gluon densities are only available for $x \gtrsim 10^{-4}$ to within an experimental accuracy of 3% for $Q^2 \approx 20$ GeV² [60]. In Fig. 3 we show the region of the $x - Q^2$ plane probed by H1, ZEUS,² and fixed target experiments. Moreover, application of HERA data to baryonic cosmic rays assumes universality of the pdf's. The QCD factorization conjecture, which is essentially equivalent to the Ingelman-Schlein model [61], posits that the parton-parton minijet cross section of Eq. (1) can always be written in a form which factorizes the parton densities and the hard interaction processes irrespective of the order in perturbation

² In the pe^{\pm} storage ring HERA at DESY, 27.6 GeV e^{\pm} 's are collided on 820 GeV p 's, and data are recorded by two experiments, H1 and ZEUS. These collisions correspond to $\sqrt{s} \approx 300$ GeV, or equivalently a lepton energy ≈ 47 TeV in the proton rest frame.

theory and the particular hard process. This conjecture holds in the limit $Q^2 \gg \Lambda_{\text{QCD}}$, where $\Lambda_{\text{QCD}} \sim 200$ MeV is the QCD renormalization scale. However, a severe breakdown of the factorization conjecture has been observed when using the pdf's obtained by the HERA experiments to predict diffractive jet production in hadron-hadron interactions at the Tevatron [62].

For large Q^2 and not too small x , the Dokshitzer-Gribov-Lipatov-Altarelli-Parisi (DGLAP) equations [63–66]

$$\frac{\partial}{\partial \ln Q^2} \begin{pmatrix} q(x, Q^2) \\ g(x, Q^2) \end{pmatrix} = \frac{\alpha_s(Q^2)}{2\pi} \begin{pmatrix} P_{qq} & P_{qg} \\ P_{gq} & P_{gg} \end{pmatrix} \otimes \begin{pmatrix} q(x, Q^2) \\ g(x, Q^2) \end{pmatrix} \quad (4)$$

successfully predict the Q^2 dependence of the quark and gluon densities (q and g , respectively). Here, $\alpha_s = g_s^2/(4\pi)$, with g_s the strong coupling constant. The splitting functions P_{ij} indicate the probability of finding a daughter parton i in the parent parton j with a given fraction of parton j momentum. This probability will depend on the number of splittings allowed in the approximation. In the double-leading-logarithmic approximation, limit $[\ln(1/x), \ln(Q^2/\Lambda_{\text{QCD}}^2)] \rightarrow \infty$, the DGLAP equations predict a steeply rising gluon density, $xg \sim x^{-0.4}$, which dominates the quark density at low x , in agreement with experimental results obtained with the HERA collider [67]. Specifically, as can be seen in Fig. 4, HERA data are found to be consistent with a power law, $xg(x, Q^2) \sim x^{-\Delta_H}$, with an exponent Δ_H between 0.3 and 0.4 [68]. However, it is easily seen using geometrical arguments that the rapid growth of the gluon density at low x would eventually require corrections to the evolution equations [69].

The high energy minijet cross section is then determined by the small- x behavior of the parton distributions or, rather, by that of the dominant gluon distribution (via the lower limits of the x_1, x_2 integrations)

$$\sigma_{\text{QCD}}(s, p_T^{\text{cutoff}}) \approx \int \frac{dx_1}{x_1} \int \frac{dx_2}{x_2} \int_{Q_{\text{min}}^2}^{\hat{s}^{1/2}} d|\hat{t}| \frac{d\hat{\sigma}}{d|\hat{t}|} x_1 g(x_1, |\hat{t}|) x_2 g(x_2, |\hat{t}|) . \quad (5)$$

A naïve estimate of the σ_{QCD} behavior at high energies can be obtained via extrapolation of $xg \propto x^{-\Delta_H}$ to small x in Eq. (5). Within this approximation it is sufficiently accurate to keep only the leading contribution of the differential cross section for gg scattering (*i.e.*, $d\hat{\sigma}/d|\hat{t}| \propto |\hat{t}|^{-2}$), and so Eq. (5) becomes [70]

$$\sigma_{\text{QCD}}(s) \propto \int_{2Q_{\text{min}}^2/s}^1 \frac{dx_1}{x_1} x_1^{-\Delta_H} \int_{2Q_{\text{min}}^2/s}^1 \frac{dx_2}{x_2} x_2^{-\Delta_H} \sim s^{\Delta_H} \ln(s/s_0) , \quad (6)$$

where s_0 is a normalization constant. One caveat is that the inclusive QCD cross section given in Eq. (6) is a Born approximation, and therefore automatically violates unitarity.

The procedure of calculating the inelastic cross section from inclusive cross sections is known as unitarization. In the eikonal model [71–74] of high energy hadron-hadron scattering, the unitarized (elastic, inelastic, and total) cross section, assuming a real eikonal function, is given by

$$\sigma_{\text{el}} = \int d^2\vec{b} \left\{ 1 - \exp \left[-\chi_{\text{soft}}(s, \vec{b}) - \chi_{\text{hard}}(s, \vec{b}) \right] \right\}^2 , \quad (7)$$

$$\sigma_{\text{inel}} = \int d^2\vec{b} \left\{ 1 - \exp \left[-2\chi_{\text{soft}}(s, \vec{b}) - 2\chi_{\text{hard}}(s, \vec{b}) \right] \right\} , \quad (8)$$

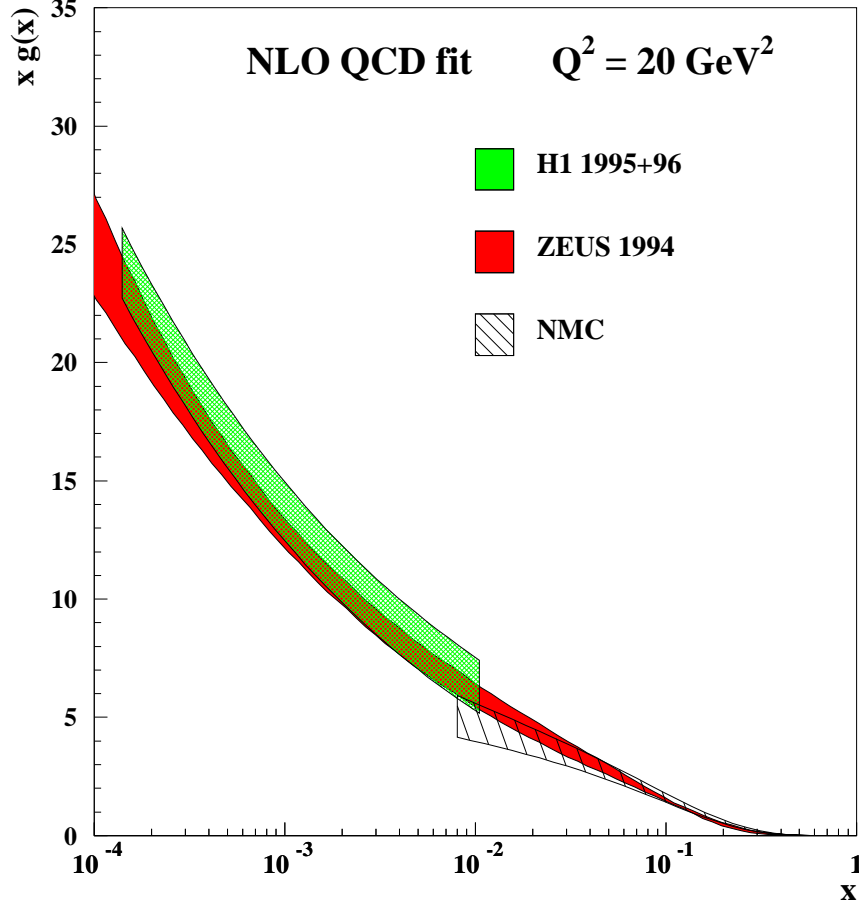


FIG. 4: Gluon density for $x > 10^{-4}$ and $Q^2 = 20 \text{ GeV}^2$, as measured by H1, ZEUS and NMC experiments.

$$\sigma_{\text{tot}} = 2 \int d^2\vec{b} \left\{ 1 - \exp \left[-\chi_{\text{soft}}(s, \vec{b}) - \chi_{\text{hard}}(s, \vec{b}) \right] \right\}, \quad (9)$$

where the scattering is compounded as a sum of QCD ladders via hard and soft processes through the eikonals χ_{hard} and χ_{soft} . It should be noted that we have ignored spin-dependent effects and the small real part of the scattering amplitude, both good approximations at high energies (see *e.g.*, [75]). Now, if the eikonal function, $\chi(s, \vec{b}) \equiv \chi_{\text{soft}}(s, \vec{b}) + \chi_{\text{hard}}(s, \vec{b}) = \lambda/2$, indicates the mean number of partonic interaction pairs at impact parameter \vec{b} , the probability p_n for having n independent partonic interactions using Poisson statistics reads, $p_n = (\lambda^n/n!) e^{-\lambda}$.³ Therefore, the factor $1 - e^{-2\chi} = \sum_{n=1}^{\infty} p_n$ in Eq. (8) can be interpreted semiclassically as the probability that at least 1 of the 2 protons is broken up in a collision at impact parameter \vec{b} . With this in mind, the inelastic cross section is simply the integral over all collision impact parameters of the probability of having at least 1 interaction, yielding a mean minijet multiplicity of $\langle n_{\text{jet}} \rangle \approx \sigma_{\text{QCD}}/\sigma_{\text{inel}}$ [78]. The leading contenders to approximate the (unknown) cross sections at cosmic ray energies, SIBYLL [79] and QGSJET [80], share the

³ This relation can be derived within a field theoretical context [76] using the Abramovski-Gribov-Kancheli (AGK) cutting rules [77].

eikonal approximation but differ in their *ansätze* for the eikonals. In both cases, the core of dominant scattering at very high energies is the parton-parton minijet cross section given in Eq. (1),

$$\chi_{\text{hard}} = \frac{1}{2} \sigma_{\text{QCD}}(s, p_T^{\text{cutoff}}) A(s, \vec{b}), \quad (10)$$

where the normalized profile function, $\int d^2\vec{b} A(s, \vec{b}) = 1$, indicates the distribution of partons in the plane transverse to the collision axis.

In the QGSJET-like models, the core of the hard eikonal is dressed with a soft-pomeron pre-evolution factor. This amounts to taking a parton distribution which is Gaussian in the transverse coordinate distance $|\vec{b}|$,

$$A(s, \vec{b}) = \frac{e^{-|\vec{b}|^2/R^2(s)}}{\pi R^2(s)}, \quad (11)$$

where $R^2(s) \sim 4R_0^2 + 4\alpha'_{\text{eff}} \ln^2(s/s_0)$, with $\alpha'_{\text{eff}} \approx 0.11 \text{ GeV}^{-2}$. Fits to collider data have been carried out [81] using a Gaussian profile function with energy-independent width, R_0 , which was allowed to vary in the fit. Under the assumption that the partons contributing to jet production are uniformly distributed in the transverse space all over the proton, one can obtain a reasonable fit to the data with $R_0 = 3.5 \text{ GeV}^{-2}$ and $p_T^{\text{cutoff}} = 3.5 \text{ GeV}$. However, if one allows for the possibility of parton clustering, R_0 shrinks to 1.5 GeV^{-2} with $p_T^{\text{cutoff}} = 2.5 \text{ GeV}$. This leads to a smaller rise of the cross section with energy. In fact, the CDF Collaboration has reported [82] measurements which may indicate that partons are distributed in clusters inside the proton. Specifically, measurements of the 4-jet to 2-jet ratio for a jet transverse energy cutoff of 5 GeV when conveniently express in term of the effective cross section [83] lead to

$$\sigma_{\text{eff}} = \frac{1}{2} \frac{[\sigma_{2\text{-jet}}]^2}{\sigma_{4\text{-jet}}} = 14.5 \pm 1.7_{-2.3}^{+1.7} \text{ mb}. \quad (12)$$

Within the eikonal unitarization, this corresponds to $\sigma_{\text{eff}} = 8\pi R_0^2$. From Eq. (12), $R_0 \approx 1.5 \text{ GeV}^{-2}$, which is consistent with the clustering hypothesis.

In SIBYLL-like models, the transverse density distribution is taken as the Fourier transform of the proton electric form factor, resulting in an energy-independent exponential (rather than Gaussian) fall-off of the parton density profile with $|\vec{b}|$. The main characteristics of the pp cascade spectrum resulting from these choices are readily predictable: the harder form of the SIBYLL form factor allows a greater retention of energy by the leading particle, and hence less available for the ensuing shower. Consequently, on average SIBYLL-like models predict a smaller multiplicity than QGSJET-like models (see *e.g.* [84–87]).

At high energy, $\chi_{\text{soft}} \ll \chi_{\text{hard}}$, and so the inelastic cross section is dominated by the hard eikonal. For impact parameters larger than some threshold, b_s , where $\chi_{\text{hard}}(s, b_s) \gg 1$, the damping from the exponential term in the Gaussian profile function of Eq. (11) is so strong that any increase in σ_{QCD} does not significantly alter the contribution to the inelastic cross section from the region where $|\vec{b}| < b_s$. At high energy, with the appropriate choice of normalization, the cross section in Eq. (6) can be well-approximated by a power law. Hence, by taking $\sigma_{\text{QCD}} \sim s^{\Delta_{\text{H}}}$, one fixes $b_s^2 \sim 4\alpha'_{\text{eff}} \Delta_{\text{H}} \ln^2(s/s_0)$ [86]. This implies that the growth of the inelastic cross section according to QGSJET-like models is given by

$$\sigma_{\text{inel}} \sim \int d^2\vec{b} \Theta(b_s - |\vec{b}|) = \pi b_s^2 \sim 4\pi \alpha'_{\text{eff}} \Delta_{\text{H}} \ln^2(s/s_0) \sim 0.52 \Delta_{\text{H}} \ln^2(s/s_0) \text{ mb}. \quad (13)$$

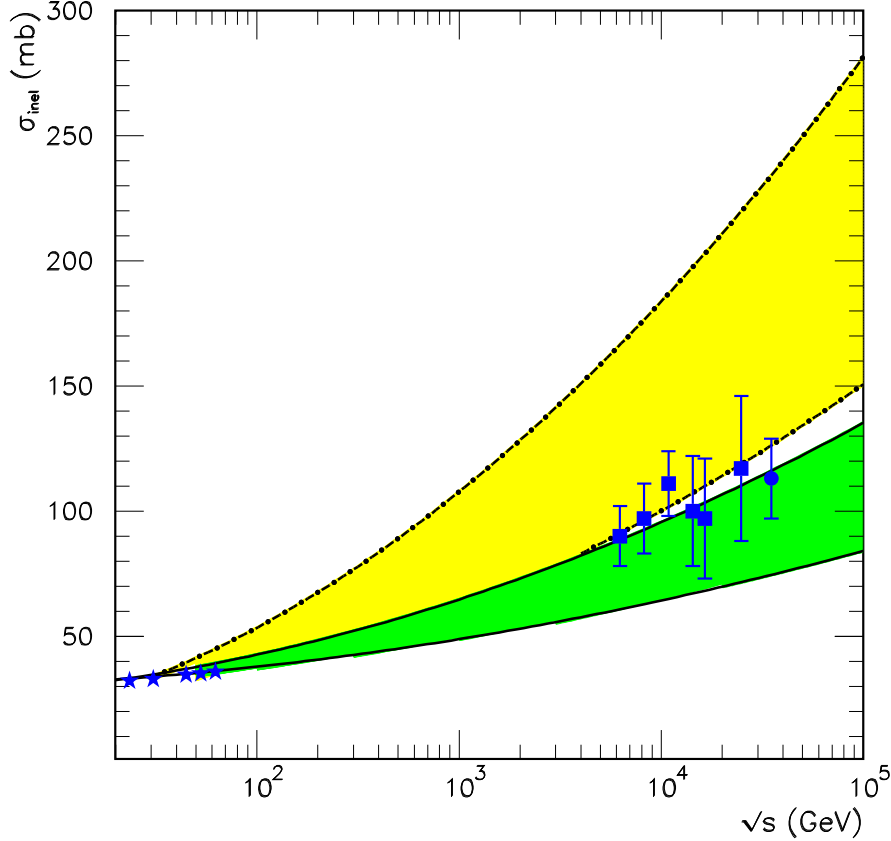


FIG. 5: Energy dependence of the pp inelastic cross section as predicted by Eqs. (13) and (14) with $0.3 < \Delta_H < 0.4$. The darkly shaded region between the solid lines corresponds to the model with Gaussian parton distribution in \vec{b} . The region between the dashed-dotted lines corresponds to the model with exponential fall-off of the parton density in \vec{b} . In both cases the cross sections are normalized to reproduce the data (\star) [89] from the CERN Intersecting Storage Ring (ISR) at 30 GeV. Also shown are estimates [90] of the inelastic pp cross section as derived from measurements of the inelastic p -air cross section by the AGASA (\blacksquare) [91] and the Fly's Eye (\bullet) [92] experiments.

For SIBYLL-like models, where Eq. (11) is replaced by the Fourier transform of the proton electric form factor, the growth of the inelastic cross section also saturates the $\ln^2 s$ Froissart bound [88], but with a multiplicative constant which is larger than the one in QGSJET-like models [86]. Namely,

$$\sigma_{\text{inel}} \sim 3.2 \Delta_H^2 \ln^2(s/s_0) \text{ mb} . \quad (14)$$

Figure 5 illustrates the large range of predictions for pp inelastic cross section which remain consistent with HERA data. When the two leading order approximations discussed above are extrapolated to higher energies, both are consistent with existing cosmic ray data. Note, however, that in both cases the range of allowed cross-sections at high energy varies by a factor of about 2 to 3. A point worth noting at this juncture: a number of approaches have been used to extract the pp cross section from cosmic ray shower data [93–96]. The points in Fig. 5 correspond to the most up-to-date estimate [90].

There are three event generators, SIBYLL [79], QGSJET [80], and DPMJET [97] which are tailored specifically for simulation of hadronic interactions up to the highest cosmic ray

energies.⁴ The latest versions of these packages are SIBYLL 2.1 [99], QGSJET 01 [100], and DPMJET III [101]; respectively. In QGSJET, both the soft and hard processes are formulated in terms of Pomeron exchanges. To describe the minijets, the soft Pomeron mutates into a “semihard Pomeron”, an ordinary soft Pomeron with the middle piece replaced by a QCD parton ladder, as sketched in the previous paragraph. This is generally referred to as the “quasi-eikonal” model. In contrast, SIBYLL and DPMJET follow a “two channel” eikonal model, where the soft and the semi-hard regimes are demarcated by a sharp cut in the transverse momentum: SIBYLL 2.1 uses a cutoff parametrization inspired in the double leading logarithmic approximation of the DGLAP equations,

$$p_T^{\text{cutoff}}(\sqrt{s}) = p_T^0 + 0.065 \text{ GeV} \exp[0.9 \sqrt{\ln s}] , \quad (15)$$

whereas DPMJET III uses an *ad hoc* parametrization for the transverse momentum cutoff

$$p_T^{\text{cutoff}}(\sqrt{s}) = p_T^0 + 0.12 \text{ GeV} [\log_{10}(\sqrt{s}/50\text{GeV})]^3 , \quad (16)$$

where $p_T^0 = 2.5 \text{ GeV}$ [68].

The transition process from asymptotically free partons to colour-neutral hadrons is described in all codes by string fragmentation models [102]. Different choices of fragmentation functions can lead to some differences in the hadron multiplicities. However, the main difference in the predictions of QGSJET-like and SIBYLL-like models arises from different assumptions in extrapolation of the parton distribution function to low energy.

B. Hadronic interactions in the Earth’s atmosphere

Now we turn to nucleus-nucleus interactions, which cause additional headaches for event generators which must somehow extrapolate pp interactions in order to simulate the proton-air collisions of interest. All the event generators described above adopt the Glauber formalism [71], which is equivalent to the eikonal approximation in nucleon-nucleon scattering, except that the nucleon density functions of the target nucleus are folded with that of the nucleon. The inelastic and production cross sections read:

$$\tilde{\sigma}_{\text{inel}} \approx \int d^2\vec{b} \left\{ 1 - \exp \left[\sigma_{\text{tot}} T_A(\vec{b}) \right] \right\} , \quad (17)$$

$$\tilde{\sigma}_{\text{prod}} \approx \int d^2\vec{b} \left\{ 1 - \exp \left[\sigma_{\text{inel}} T_A(\vec{b}) \right] \right\} , \quad (18)$$

where $T_A(\vec{b})$ is the transverse density of hadronic matter of the target nucleus folded with that of the projectile hadron. Here, σ_{inel} and σ_{tot} are given by Eqs. (8) and (9), respectively. The p -air inelastic cross section is the sum of the “quasi-elastic” cross section, which corresponds to cases where the target nucleus breaks up without production of any new particles, and the production cross section, in which at least one new particle is generated. Clearly the development of EAS is mainly sensitive to the production cross section. Overall, the geometrically large size of nitrogen and oxygen nuclei dominates the inclusive proton-target

⁴ Additionally, a new event generator, neXus [98], is available for simulation of the region below $\sqrt{s} \sim 10^4 \text{ GeV}$.

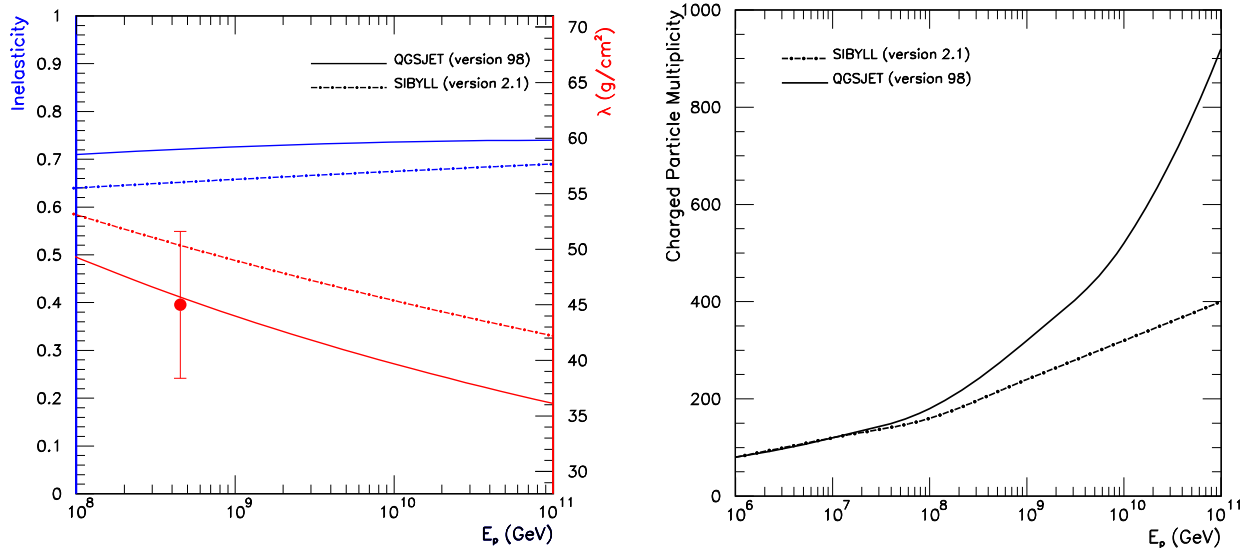


FIG. 6: Left panel: The slowly rising curves indicate the mean inelasticity in proton air collisions as predicted by QGSJET and SIBYLL. The falling curves indicate the proton mean free path in the atmosphere. The data point is from Fly's Eye measurements [92]. Right panel: Mean multiplicity of charged secondary particles produced in inelastic proton-air collisions processed with QGSJET and SIBYLL.

cross section, and as a result the disagreement from model-dependent extrapolation is not more than about 15%.

The event generators also make different choices in their handling of nucleus-air collisions [103, 104]. Models of nucleus-nucleus interactions are particularly important to describe the first few generations of secondaries in cosmic ray showers produced by nuclei. Measurements of proton-nucleus reactions at lower energies [105] suggested that the charged multiplicity from a soft production mechanism should simply scale with the number of nucleons that participate in the collision [106], thus allowing for comparison of different nuclear systems based on simple nucleon-nucleon superposition models. The particle densities are sensitive to the relative contributions of soft and hard processes [107, 108]. More recent experimental input suggests a simple superposition model is not completely realistic. Specifically, RHIC ⁵ data have shown that the observed central particle densities [109–111] are smaller than predictions from conventional multi-string models, with differences of 20% – 30% [112, 113]. To reduce the multiplicity in the models, the percolation process, which leads with increasing density to more and more fusion strings, has been proposed [114–116]. Very recently, the data from d-Au collisions collected by the PHOBOS Collaboration [117] were used to improve the event generator DPMJET III and bring the predicted multiplicity in line with the data [118].

So far the discussion has concerned p -air and nucleus-air interactions. Of course in air shower simulations, we are also concerned with π -air interactions. Each approach discussed

⁵ The Relativistic Heavy Ion Collider (RHIC) collides ultra relativistic ions at energies up to 0.2 TeV/ N . RHIC has two large detectors, STAR and PHENIX and two smaller experiments: BRAHMS and PHOBOS.

above handles πp collisions using the same interaction model it uses for pp collisions. For energies of interest, both models predict, on average, a πp inelastic cross section about 20% smaller than the pp cross section [86].

Since the codes described above are still being refined, the disparity between them can vary even from version to version. At the end of the day, however, the relevant parameters boil down to two: the mean free path, $\lambda = (\tilde{\sigma}_{\text{prod}} n)^{-1}$, and the inelasticity, $K = 1 - E_{\text{lead}}/E_{\text{proj}}$, where n is the number density of atmospheric target nucleons, E_{lead} is the energy of the most energetic hadron with a long lifetime, and E_{proj} is the energy of the projectile particle. The first parameter characterizes the frequency of interactions, whereas the second one quantifies the energy lost per collision. Overall, SIBYLL has a shorter mean free path and a smaller inelasticity than QGSJET, as indicated in Fig. 6. Since a shorter mean free path tends to compensate a smaller inelasticity, the two codes generate similar predictions for an air shower which has lived through several generations. The different predictions for the mean charged particle multiplicity in proton-air collisions are shown in Fig. 6. Both models predict the same multiplicity below about 10^7 GeV, but the predictions diverge above that energy. Such a divergence readily increases with rising energy. While QGSJET predicts a power law-like increase of the number of secondaries up to the highest energy, SIBYLL multiplicity exhibits a logarithmic growth. As it is extremely difficult to observe the first interactions experimentally, it is not straightforward to determine which model is closer to reality. In Sec. III, however, we will discuss observables which may offer a hint of which model better predicts overall shower characteristics.

C. Measurements of forward processes at the LHC

Interpretation of cosmic ray data suffers from the lack of knowledge of high energy hadronic interaction models. Hard interactions with high momentum transfer are calculable in perturbation theory using QCD. At present, collider experiments have mostly concentrated on these hard processes in the central region, thereby excluding soft processes in the far-forward direction. These low momentum transfer processes, which are of great interest in the development of cosmic ray EAS, are not calculable from the fundamental QCD Lagrangian.

New experimental input is expected from the LHC. This machine, expected to become operational in 2007 or so, will provide pp collisions with $\sqrt{s} = 14$ TeV and luminosity up to $L \approx 10^{34} \text{ cm}^{-2} \text{ s}^{-1}$ [119], as well as, a few years later, lead-lead ion collisions with $\sqrt{s} = 1000$ TeV. Two general-purpose experiments, ATLAS and CMS, presently cover up to $|\eta| < 5$. A dedicated heavy ion detector, ALICE, will also operate at this collider.⁶

The interesting low momentum transfer processes tend to populate the region at very small angles ϑ with respect to the beam direction. The distribution of pseudorapidity, $\eta = -\ln \tan(\vartheta/2)$, and the energy flow distribution are shown in Fig. 7. While the particle multiplicity is greatest in the low $|\eta|$ region, it is clearly seen that the energy flow is peaked at small production angles (large $|\eta|$).

A study of diffraction, in pp as well as heavy ion collisions, must use detectors with excellent forward acceptance to allow for a comparison with cosmic ray data. Dedicated runs

⁶ A b -physics experiment, LHC- b , is also under construction at the LHC and will offer particle identification in the range $1.9 < \eta < 4.9$.

of the LHC with lower luminosity ($L = 10^{28} \text{cm}^{-2} \text{s}^{-1}$) and specially tuned beam optics are planned to study these diffractive events. At present the only approved experiment at LHC with a capability of measuring, to some extent, very forward particles is TOTEM [120–122], which will comprise Roman pots placed on each side of the CMS interaction region and forward trackers which cover the pseudorapidity range $3.0 \leq \eta \leq 6.8$. It should be mentioned, however, that the fragmentation region that plays a crucial role in the development of EAS corresponds to pseudorapidity range $6 \leq |\eta| \leq 10$.

The main goal of TOTEM is the measurement of elastic and total cross-sections with an expected precision of about 1%, in a luminosity independent manner. To calculate the total cross section in terms of the number of elastic and inelastic events measured by TOTEM, we can resort to the well-known optical theorem

$$\sigma_{\text{tot}} = \frac{8\pi}{\sqrt{s}} \Im[f(0)] , \quad (19)$$

where $f(\vartheta)$ satisfies

$$\frac{d\sigma_{\text{el}}}{dt} = \frac{4\pi}{s} \frac{d\sigma_{\text{el}}}{d\Omega} = \frac{4\pi}{s} |f(\vartheta)|^2 , \quad (20)$$

with ϑ the angle of the scattered proton with respect to the beam direction. Squaring Eq.(19) we obtain

$$\sigma_{\text{tot}}^2 = \frac{16\pi \Im^2[f(0)]}{\Re^2[f(0)] + \Im^2[f(0)]} \left. \frac{d\sigma_{\text{el}}}{dt} \right|_{t=0} = \frac{16\pi}{1 + \rho^2} \frac{[dN_{\text{el}}/dt]_{t=0}}{\mathcal{L}} , \quad (21)$$

where \mathcal{L} is the integrated luminosity. Now, following [123, 124], we can obtain the total cross section independently from \mathcal{L} , by using $\sigma_{\text{tot}} = (\sigma_{\text{el}} + \sigma_{\text{inel}}) = (N_{\text{el}} + N_{\text{inel}})/\mathcal{L}$,

$$\sigma_{\text{tot}} = \frac{16\pi}{1 + \rho^2} \frac{[dN_{\text{el}}/dt]_{t=0}}{(N_{\text{el}} + N_{\text{inel}})} . \quad (22)$$

Here, N_{el} and N_{inel} are the numbers of elastic and inelastic events, and $\rho = 0.10 \pm 0.01$ is the ratio between the real and imaginary parts of the forward scattering amplitude [125].⁷ The difficult aspect of this measurement is obtaining a good extrapolation of the cross section for low momentum transfer. Recall that $-t = s(1 - \cos \vartheta)/2 \simeq s\vartheta^2/4$, and so $t \rightarrow 0$ implies a measurement in the extreme forward direction. The TOTEM experiment aims to measure down to values of $|t| \approx \times 10^{-3} \text{ GeV}^2$, which corresponds to $\vartheta \approx 4.5 \mu\text{rad}$ [122]. The design for the pseudorapidity range $5.5 < |\eta| < 6.8$ is under discussion in a joint CMS/TOTEM working group. A tungsten Čerenkov calorimeter known as CASTOR has also been proposed which would compliment the measurements of TOTEM and CMS for $|\eta| < 6.8$ and facilitate simultaneous measurements of particle flow in diffractive and non-diffractive events.

The ATLAS experiment is planning to implement additional detectors to cover the forward diffractive regions with tracking and/or calorimetry [126], with proposed coverage for the region $|t| \approx 6 \times 10^{-4} \text{ GeV}^2$.

In summary, existing event generators rely on theoretical extrapolations of existing data up to the energies near the GZK energy. There is a general consensus in the community that

⁷ Note that the quoted value of ρ is an extrapolation to $\sqrt{s} = 14 \text{ TeV}$, and may be measured by the LHC experiments. Otherwise, it will contribute to the uncertainty in σ_{tot} .

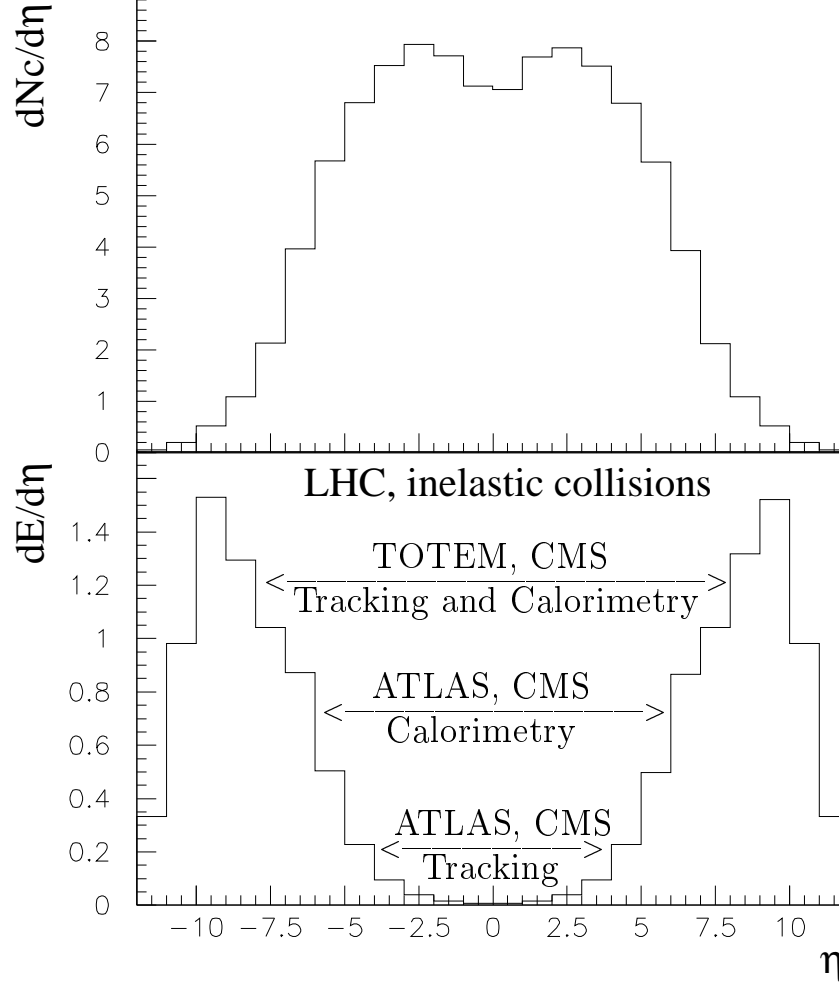


FIG. 7: Pseudorapidity distributions of charged particles (upper panel) and of the energy flow (lower panel) for pp collisions at LHC [120].

in order to understand the development of EAS at these extreme energies, new inputs from accelerator experiments are needed. A series of workshops have been organized to discuss what experimental inputs are most needed [127–129]; a preliminary list of the requirements includes [130]: *(i)* measurements of total and inelastic cross sections for pp , pA , AA *(ii)* measurements of the ratio between soft diffractive and semi-hard processes, $\sigma_{\text{diff}}/\sigma_{\text{inel}}$, *(iii)* measurement of inclusive final state hadrons in the two momentum ranges, $0.8 < x < 1.0$ and $0.1 < x < 0.8$.

III. ELECTROMAGNETIC PROCESSES

In this section we describe the electromagnetic interactions of relevance in ultra high energy shower development. The most important processes are electron and muon bremsstrahlung and pair production. We also discuss the Landau-Pomeranchuk-Migdal (LPM) effect, which suppresses the cross sections for pair production and bremsstrahlung above roughly 10^{10} GeV, and photon conversion in the geomagnetic field, which to a large

degree compensates for the LPM effect in terms of shower observables. We comment further on shower observables such as the age parameter, Moliere radius and shower size within the context of the Nishimura, Kamata and Greisen (NKG) model. Finally, we discuss the extension of the NKG formalism to the corresponding shower parameters describing the lateral spread and the longitudinal development of EAS initiated by hadrons.

A. The electromagnetic component

The evolution of an extensive air shower is dominated by electromagnetic processes. The interaction of a baryonic cosmic ray with an air nucleus high in the atmosphere leads to a cascade of secondary mesons and nucleons. The first few generations of charged pions interact again, producing a hadronic core, which continues to feed the electromagnetic and muonic components of the showers. Up to about 50 km above sea level, the density of atmospheric target nucleons is $n \sim 10^{20} \text{ cm}^{-3}$, and so even for relatively low energies, say $E_{\pi^\pm} \approx 1 \text{ TeV}$, the probability of decay before interaction falls below 10%. Ultimately, the electromagnetic cascade dissipates around 90% of the primary particle's energy, and hence the total number of electromagnetic particles is very nearly proportional to the shower energy [131].

By the time a vertically incident 10^{11} GeV proton shower reaches the ground, there are about 10^{11} secondaries with energy above 90 keV in the annular region extending 8 m to 8 km from the shower core. Of these, 99% are photons, electrons, and positrons, with a typical ratio of γ to e^+e^- of 9 to 1. Their mean energy is around 10 MeV and they transport 85% of the total energy at ground level. Of course, photon-induced showers are even more dominated by the electromagnetic channel, as the only significant muon generation mechanism in this case is the decay of charged pions and kaons produced in γ -air interactions [132].

It is worth mentioning that these figures dramatically change for the case of very inclined showers. For a primary zenith angle, $\theta > 70^\circ$, the electromagnetic component becomes attenuated exponentially with atmospheric depth, being almost completely absorbed at ground level. We remind the reader that the vertical atmosphere is $\approx 1000 \text{ g/cm}^2$, and is about 36 times deeper for completely horizontal showers (see Fig. 2). As a result, most of the energy at ground level from an inclined shower is carried by muons.

In contrast to hadronic collisions, the electromagnetic interactions of shower particles can be calculated very accurately from quantum electrodynamics. Electromagnetic interactions are thus not a major source of systematic errors in shower simulations. The first comprehensive treatment of electromagnetic showers was elaborated by Rossi and Greisen [133]. This treatment was recently cast in a more pedagogical form by Gaisser [134], which we summarize in the subsequent paragraphs.

The generation of the electromagnetic component is driven by electron bremsstrahlung and pair production [135]. Eventually the average energy per particle drops below a critical energy, ϵ_0 , at which point ionization takes over from bremsstrahlung and pair production as the dominant energy loss mechanism. The e^\pm energy loss rate due to bremsstrahlung radiation is nearly proportional to their energy, whereas the ionization loss rate varies only logarithmically with the e^\pm energy. Though several different definitions of the critical energy appear in the literature [136], throughout this review we take the critical energy to be that at which the ionization loss per radiation length is equal to the electron energy, yielding

$\epsilon_0 = 710 \text{ MeV}/(Z_{\text{eff}} + 0.92) \sim 86 \text{ MeV}$ [137].⁸ The changeover from radiation losses to ionization losses depopulates the shower. One can thus categorize the shower development in three phases: the growth phase, in which all the particles have energy $> \epsilon_0$; the shower maximum, X_{max} ; and the shower tail, where the particles only lose energy, get absorbed or decay.

The relevant quantities participating in the development of the electromagnetic cascade are the probability for an electron of energy E to radiate a photon of energy $k = yE$ and the probability for a photon to produce a pair e^+e^- in which one of the particles (hereafter e^-) has energy $E = xk$. These probabilities are determined by the properties of the air and the cross sections of the two processes.

In the energy range of interest, the impact parameter of the electron or photon is larger than an atomic radius, so the nuclear field is screened by its electron cloud. In the case of complete screening, where the momentum transfer is small, the cross section for bremsstrahlung can be approximated by [139]

$$\frac{d\sigma_{e \rightarrow \gamma}}{dk} \approx \frac{A_{\text{eff}}}{X_0 N_A k} \left(\frac{4}{3} - \frac{4}{3}y + y^2 \right), \quad (23)$$

where A_{eff} is the effective mass number of the air, X_0 is a constant, and N_A is Avogadro's number. In the infrared limit (*i.e.*, $y \ll 1$) this approximation is inaccurate at the level of about 2.5%, which is small compared to typical experimental errors associated with cosmic air shower detectors. Of course, the approximation fails as $y \rightarrow 1$, when nuclear screening becomes incomplete, and as $y \rightarrow 0$, at which point the LPM and dielectric suppression effects become important, as we discuss below.

Using similar approximations, the cross section for pair production can be written as [139]

$$\frac{d\sigma_{\gamma \rightarrow e^+e^-}}{dE} \approx \frac{A_{\text{eff}}}{X_0 N_A} \left(1 - \frac{4}{3}x + \frac{4}{3}x^2 \right). \quad (24)$$

The similarities between this expression and Eq. (23) are to be expected, as the Feynman diagrams for pair production and bremsstrahlung are variants of one another.

The probability for an electron to radiate a photon with energy in the range $(k, k + dk)$ in traversing $dt = dX/X_0$ of atmosphere is

$$\frac{d\sigma_{e \rightarrow \gamma}}{dk} \frac{X_0 N_A}{A_{\text{eff}}} dk dt \approx \left(y + \frac{4}{3} \frac{1-y}{y} \right) dy dt, \quad (25)$$

whereas the corresponding probability density for a photon producing a pair, with electron energy in the range $(E, E + dE)$, is

$$\frac{d\sigma_{\gamma \rightarrow e^+e^-}}{dE} \frac{X_0 N_A}{A_{\text{eff}}} dE dt \approx \left(1 - \frac{4}{3}x + \frac{4}{3}x^2 \right) dx dt. \quad (26)$$

The total probability for pair production per unit of X_0 follows from integration of Eq. (26),

$$\int \frac{d\sigma_{\gamma \rightarrow e^+e^-}}{dE} \frac{X_0 N_A}{A_{\text{eff}}} dE \approx \int_0^1 \left(1 - \frac{4}{3}x + \frac{4}{3}x^2 \right) dx = \frac{7}{9}. \quad (27)$$

⁸ For altitudes up to 90 km above sea level, the air is a mixture of 78.09% of N_2 , 20.95% of O_2 , and 0.96% of other gases [138]. Such a mixture is generally modeled as an homogeneous substance with atomic charge and mass numbers $Z_{\text{eff}} = 7.3$ and $A_{\text{eff}} = 14.6$, respectively.

As can be seen from Eq. (25), the total probability for bremsstrahlung radiation is logarithmically divergent. However, this infrared divergence is eliminated by the interference of bremsstrahlung amplitudes from multiple scattering centers. This collective effect of the electric potential of several atoms is known as the Landau-Pomeranchuk-Migdal (LPM) effect [140, 141]. Of course, the LPM suppression of the cross section results in an effective increase of the mean free path of electrons and photons. This effectively retards the development of the electromagnetic component of the shower. It is natural to introduce an energy scale, E_{LPM} , at which the inelasticity is low enough that the LPM effect becomes significant [142]. Below E_{LPM} , the energy loss rate due to bremsstrahlung is roughly

$$\frac{dE}{dX} \approx -\frac{1}{X_0} \int_0^1 y E \left(y + \frac{4}{3} \frac{1-y}{y} \right) dy = -\frac{E}{X_0}. \quad (28)$$

With this in mind, we now identify the constant $X_0 \approx 36.7 \text{ g cm}^{-2}$ with the radiation length in air, defined as the mean distance over which a high-energy electron loses $1/e$ of its energy, or equivalently $7/9$ of the mean free path for pair production by a high-energy photon [136].

The experimental confirmation of the LPM effect at Stanford Linear Accelerator Center (SLAC) [143, 144] has motivated new analyses of its consequences in cosmic ray physics [145–149]. The most evident signatures of the LPM effect on shower development are a shift in the position of the shower maximum X_{max} and larger fluctuations in the shower development.

When considering the LPM effect in the development of air showers produced by ultra high energy cosmic rays, one has to keep in mind that the suppression in the cross sections is strongly dependent on the atmospheric depth.⁹ Since the upper atmosphere is very thin the LPM effect becomes noticeable only for photons and electrons with energies above $E_{\text{LPM}} \sim 10^{10} \text{ GeV}$. For baryonic primaries the LPM effect does not become important until the primary energy exceeds 10^{12} GeV . This is because the electromagnetic shower does not commence until after a significant fraction of the primary energy has been dissipated through hadronic interactions. To give a visual impression of how the LPM effect slows down the initial growth of high energy photon-induced showers, we show the average longitudinal shower development of 10^{10} GeV proton and γ -ray showers (generated using AIRES 2.6.0 [150]) with and without the LPM effect in Fig. 8.

At energies at which the LPM effect is important (*viz.*, $E > E_{\text{LPM}}$), γ -ray showers will have already commenced in the geomagnetic field at almost all latitudes. This reduces the energies of the primaries that reach the atmosphere, and thereby compensates the tendency of the LPM effect to retard the shower development. The first description of photon interactions in the geomagnetic field dates back at least as far as 1966 [151], with a punctuated revival of activity in the early 1980’s [152]. More recently, a rekindling of interest in the topic has led to refined calculations [153, 154]. Primary photons with energies above 10^{10} GeV convert into e^+e^- pairs, which in turn emit synchrotron photons. Regardless of the primary energy, the spectrum of the resulting photon “preshower” entering the upper atmosphere extends over several decades below the primary photon energy, and is peaked at energies below 10^{10} GeV [153]. The geomagnetic cooling thus switches on at about the same energy at which the LPM effect does, and thereby preempts the LPM-related observables which would otherwise be evident.

⁹ The same occurs for dielectric suppression, although the influence is not as important as for the LPM effect [147].

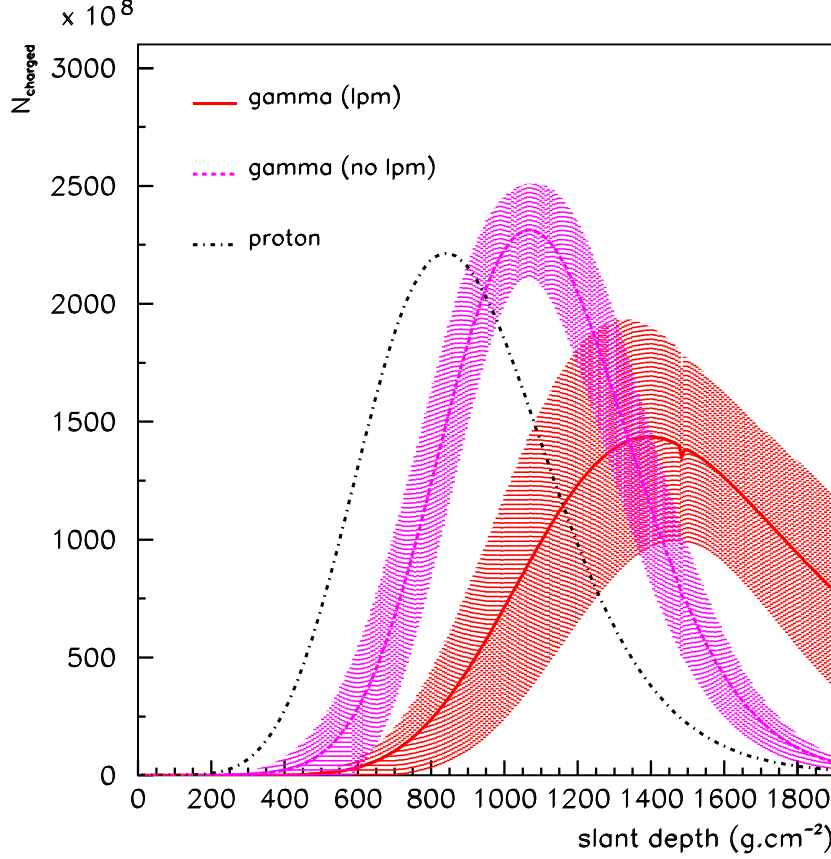


FIG. 8: Average longitudinal shower developments of 10^{10} GeV proton (dashed-dotted line) and γ -rays with and without the LPM effect (solid and dotted lines, respectively). The primary zenith angle was set to $\theta = 60^\circ$. The shadow area represents the intrinsic fluctuations of the showers. Larger fluctuations can be observed for γ -ray showers with the LPM effect, as expected.

The relevant parameter to determine both conversion probability and synchrotron emission is $E \times B_\perp$, where E is the γ -ray energy and B_\perp the transverse magnetic field. This leads to a large directional and geographical dependence of shower observables. Thus, each experiment has its own preferred direction for identifying primary gamma rays. For instance, Fig. 9 shows a map of the photon conversion probability in the geomagnetic field for all incident directions evaluated at the location of the HiRes experiment ($|\vec{B}| = 0.53$ G, $\iota = 25^\circ$, and $\delta = 14^\circ$) [154]. The smallest probabilities for conversion are found, not surprisingly, around the direction parallel to the local geomagnetic field. Note that this conversion-free region shrinks rapidly with increasing primary energy. A similar evaluation for the Southern Site of the Pierre Auger Observatory ($|\vec{B}| = 0.25$ G, $\iota = -35^\circ$, and $\delta = 86^\circ$) can be found in [153].

1. Paper-and-pencil air shower modeling

Most of the general features of an electromagnetic cascade can be understood in terms of the toy model due to Heitler [155]. In this model, the shower is imagined to develop exclusively via bremsstrahlung and pair production, each of which results in the conversion of

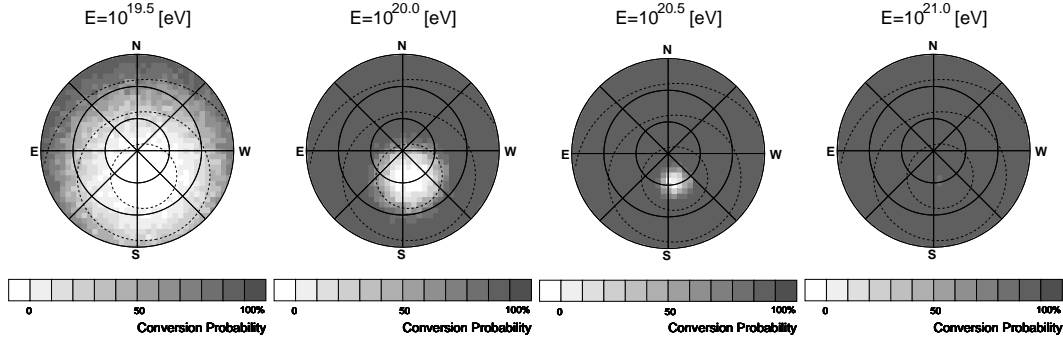


FIG. 9: Maps of gamma ray conversion probability in the geomagnetic field for several primary energies. Azimuths are as labeled, “N” denotes true north. The inner circles correspond to zenith angles 30° , 60° and horizon. Dashed curves indicate the opening angles of 30° , 60° and 90° to the local magnetic field [154].

one particle into two. As was previously discussed, these physical processes are characterized by an interaction length X_0 . One can thus imagine the shower as a particle tree with branches that bifurcate every X_0 , until they fall below a critical energy, ϵ_0 , at which point energy loss processes dominate. Up to ϵ_0 , the number of particles grows geometrically, so that after $n = X/X_0$ branchings, the total number of particles in the shower is $N \approx 2^n$. At the depth of shower maximum X_{\max} , all particles are at the critical energy, ϵ_0 , and the energy of the primary particle, E_0 , is split among all the $N_{\max} = E_0/\epsilon_0$ particles. Putting this together, we get:

$$X_{\max} \approx X_0 \frac{\ln(E_0/\epsilon_0)}{\ln 2}. \quad (29)$$

In real life, the combination of the LPM and geomagnetic effects introduces large fluctuations in the value of X_{\max} for photon showers. The prediction of this toy model roughly lies within the range of these fluctuations.

Even baryon-induced showers are dominated by electromagnetic processes, so this toy model is still enlightening for such cases. In particular, for proton showers, Eq. (29) tells us that the X_{\max} scales logarithmically with primary energy, while N_{\max} scales linearly. Moreover, to extend this discussion to heavy nuclei, we can apply the superposition principle as a reasonable first approximation. In this approximation, we pretend that the nucleus comprises unbound nucleons, such that the point of first interaction of one nucleon is independent of all the others. Specifically, a shower produced by a nucleus with energy E_A and mass A is modeled by a collection of A proton showers, each with A^{-1} of the nucleus energy. Modifying Eq. (29) accordingly one easily obtains $X_{\max} \propto \ln(E_0/A)$.

While the Heitler model is very useful for imparting a first intuition regarding global shower properties, the details of shower evolution are far too complex to be fully described by a simple analytical model. Full Monte Carlo simulation of interaction and transport of each individual particle is required for precise modeling of the shower development. At present two Monte Carlo packages are available to simulate EAS: CORSIKA (COsmic Ray SIMulation for KAscade) [156] and AIRES (AIR shower Extended Simulation) [150]. Both programs provide fully 4-dimensional simulations of the air showers initiated by protons, photons, and nuclei. To simulate hadronic physics the programs make use of the event generators described in Sec. II. Propagation of particles takes into account the Earth’s curvature and geomagnetic field. For further details on these codes the reader is referred

to [157].

As a bridge between the first order approximation just described and a full-blown Monte Carlo treatment of air shower cascades, a hybrid method has recently been presented [158]. The approach is as follows. The first few interactions are treated using Monte Carlo event generators. The second step in the approach utilizes one-dimensional cascade equations up to the point where the lateral spread of the particles becomes non-negligible, then the output of the cascade equations is treated again with Monte Carlo. The method shows a reasonable agreement when compared with results of the two detailed simulation packages [159].

2. Electron lateral distribution function

The transverse development of electromagnetic showers is dominated by Coulomb scattering of charged particles off the nuclei in the atmosphere. The lateral development in electromagnetic cascades in different materials scales well with the Molière radius $r_M = E_s X_0/\epsilon_0$, which varies inversely with the density of the medium,

$$r_M = r_M(h_{OL}) \frac{\rho_{\text{atm}}(h_{OL})}{\rho_{\text{atm}}(h)} \simeq \frac{9.0 \text{ g/cm}^2}{\rho_{\text{atm}}(h)}, \quad (30)$$

where $E_s \approx 21 \text{ MeV}$ [136] and the subscript OL indicates a quantity taken at a given observation level.

Approximate calculations of cascade equations in three dimensions to derive the lateral structure function for a pure electromagnetic cascade in vertical showers were obtained by Nishimura and Kamata [160], and later worked out by Greisen [161] in the well-known NKG formula,

$$\rho(r) = \frac{N_e}{r_M^2} C \left(\frac{r}{r_M} \right)^{s_{\text{NKG}}-2} \left(1 + \frac{r}{r_M} \right)^{s_{\text{NKG}}-4.5}, \quad (31)$$

where N_e is the total number of electrons, r is the distance from the shower axis, and

$$C = \frac{\Gamma(4.5 - s_{\text{NKG}})}{2\pi \Gamma(s_{\text{NKG}}) \Gamma(4.5 - 2s_{\text{NKG}})}. \quad (32)$$

For a primary of energy E_0 , the so-called “age parameter”,

$$s_{\text{NKG}} = 3 \left[1 + \frac{2 \ln(E_0/\epsilon_0)}{t} \right]^{-1}, \quad (33)$$

characterizes the stage of the shower development in terms of the depth of the shower in radiation lengths, *i.e.*, $t = \int_z^\infty \rho_{\text{atm}}(z) dz/X_0$.

The NKG formula may also be extended to describe showers initiated by baryons [162]. In such an extension, one finds a deviation of behavior of the Molière radius described in Eq. (30) when using a value of the age parameter which is derived from theoretical predictions for pure electromagnetic cascades. The need for a different age parameter to reproduce the electromagnetic component of hadronic induced showers has been addressed experimentally [163–170] and extensively studied by several authors [170–172]. It is possible to generalize the NKG formula for the electromagnetic component of baryon-induced showers by modifying the exponents in Eq. (31). From simulations, fits to lateral distribution

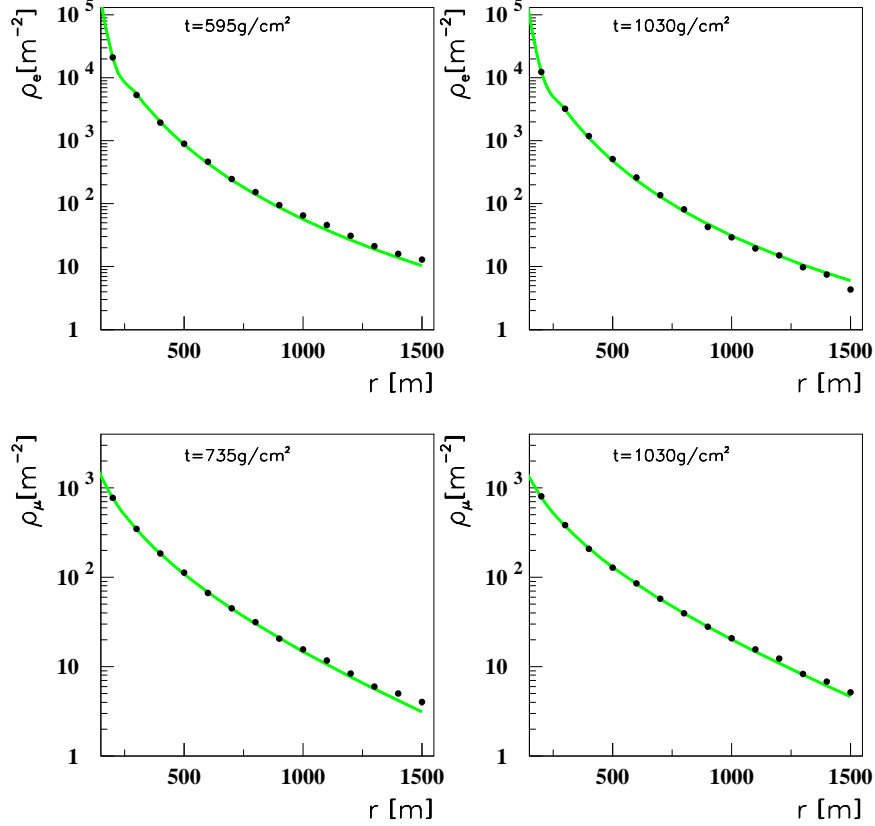


FIG. 10: Electron (top) and muon (bottom) lateral distributions of a 10^{10} GeV vertical proton shower at different atmospheric altitudes. The solid lines are fits to the data using the NKG-like parametrization. The error bars are, in all cases, smaller than the points [162].

functions (LDF) of electrons and positrons as a function of depth, t , yield an age parameter given by

$$s = 3 \left(1 + \frac{2\beta}{t} \right)^{-1}, \quad (34)$$

where the floating parameter β takes into account the above mentioned deviations from the theoretical value s_{NKG} [162].

The modified NKG formula provides a good description of the e^+e^- lateral distribution at all stages of shower development for values of r sufficiently far from the hadronic core. Fortunately, this is the experimentally interesting region, since typical ground arrays can only measure densities at $r > 100$ m from the shower axis, where detectors are not saturated.

To illustrate the validity of this parametrization, we show in Fig. 10 (top) the Monte Carlo e^+e^- density distributions corresponding to a single 10^{10} GeV proton shower at selected atmospheric depths. The total number of electrons obtained from the fit to each single shower is slightly lower than the true value due to the invalidity of the parametrization close to the shower core. It should be mentioned that an NKG-like formula can be used to parametrize the total particle's density observed in baryon-induced showers [173].

In the case of inclined showers, one normally analyzes particle densities in the plane perpendicular to the shower axis. Simply projecting distributions measured at the ground

into this plane is a reasonable approach for near-vertical showers, but is not sufficient for inclined showers. In the latter case, additionally asymmetry is introduced because of both unequal attenuation of the electromagnetic components arriving at the ground earlier than and later than the core [162], and geometrical effects which also reduce the early compared to the late flux [174]. Moreover, deflections on the geomagnetic field become important for showers inclined by more than about 70° .

In the framework of cascade theory, any effect coming from the influence of the atmosphere should be accounted as a function of the slant depth t [160]. Following this idea, a LDF valid at all zenith angles $\theta < 70^\circ$ can be determined by considering

$$t'(\theta, \zeta) = t \sec \theta (1 + \mathcal{K} \cos \zeta)^{-1}, \quad (35)$$

where ζ is the azimuthal angle in the shower plane, $\mathcal{K} = \mathcal{K}_0 \tan \theta$, and \mathcal{K}_0 is a constant extracted from the fit [162, 175]. Then, the particle lateral distributions for inclined showers $\rho(r, t')$ are given by the corresponding vertical LDF $\rho(r, t)$ but evaluated at slant depth $t'(\theta, \zeta)$ where the dependence on the azimuthal angle is evident.

For zenith angles $\theta > 70^\circ$, the surviving electromagnetic component at ground is mainly due to muon decay and, to a much smaller extent, hadronic interactions, pair production and bremsstrahlung. As a result the lateral distribution follows that of the muon rather closely. In Fig. 11 the longitudinal development of the muon and electron components are shown. It is evident from the figure that for very inclined showers the electromagnetic development is due mostly to muon decay [176, 177].

The consequences of the LPM effect and pair production in the geomagnetic field on the longitudinal cascade distribution initiated by photons were already discussed in this section. Since the lateral distribution of particles is strongly correlated with the development of the shower in the atmosphere, the LPM effect has consequences for the observed LDF at ground level. In particular, unconverted photons result in large fluctuations and steeper lateral profiles than nuclei [153].

In summary, the growth of the electromagnetic cascade is governed by bremsstrahlung and pair production. The mean free path for interactions via these processes depends on energy and atmospheric depth. Below 10^{10} GeV, each particle sees screened nuclei, while at higher energy collective effects suppress the cross section. On top of that, ultra high energy gamma ray interactions in the geomagnetic field also come into play, reducing the importance of the LPM cross section suppression.

The lateral distribution of the electromagnetic component of a shower can be effectively parametrized. The well-known NKG lateral distribution function, which strictly applies to only purely electromagnetic showers, can be extended to describe not only the electromagnetic portion of baryon-induced showers but also the signal produced by all particles reaching ground level. This provides a handle on one of the most useful shower observables available to surface arrays.

B. The muon component

The muonic component of EAS differs from the electromagnetic component for two main reasons. First, muons are generated through the decay of cooled ($E_{\pi^\pm} \lesssim 1$ TeV) charged pions, and thus the muon content is sensitive to the initial baryonic content of the primary particle. Furthermore, since there is no “muonic cascade”, the number of muons reaching

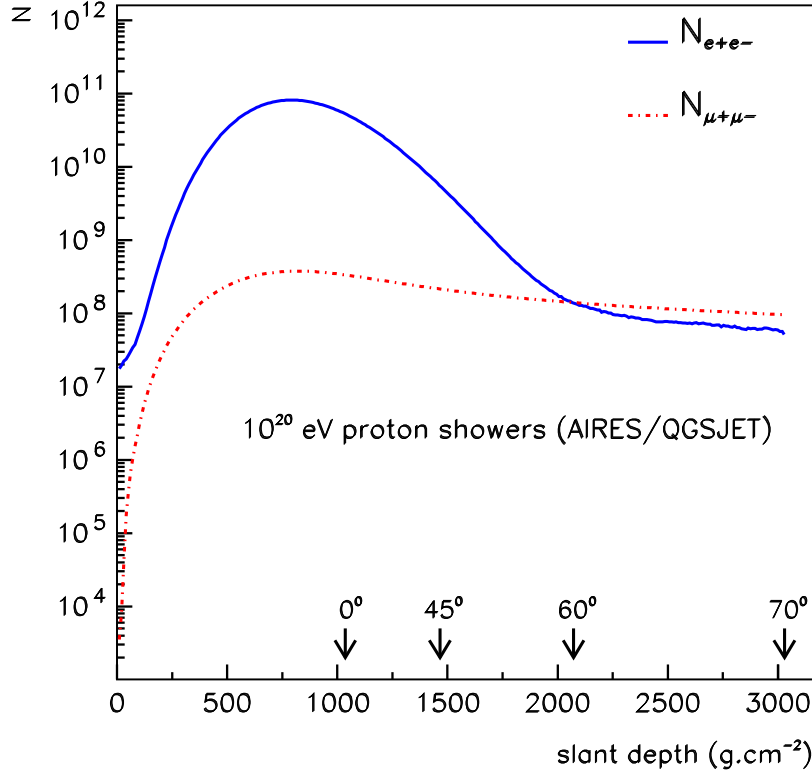


FIG. 11: Longitudinal development of muons and electrons as a function of the slant depth for 10^{11} GeV proton-induced showers.

the ground is much smaller than the number of electrons. Specifically, there are about 5×10^8 muons above 10 MeV at ground level for a vertical 10^{11} GeV proton induced shower. Second, the muon has a much smaller cross section for radiation and pair production than the electron, and so the muonic component of EAS develops differently than does the electromagnetic component. The smaller multiple scattering suffered by muons leads to earlier arrival times at the ground for muons than for the electromagnetic component.

The ratio of electrons to muons depends strongly on the distance from the core; for example, the e^+e^- to $\mu^+\mu^-$ ratio for a 10^{11} GeV vertical proton shower varies from 17 to 1 at 200 m from the core to 1 to 1 at 2000 m. The ratio between the electromagnetic and muonic shower components behaves somewhat differently in the case of inclined showers. For zenith angles greater than 60° , the $e^+e^-/\mu^+\mu^-$ ratio remains roughly constant at a given distance from the core. As the zenith angle grows beyond 60° , this ratio decreases, until at $\theta = 75^\circ$, it is 400 times smaller than for a vertical shower. Another difference between inclined and vertical showers is that the average muon energy at ground changes dramatically. For horizontal showers, the lower energy muons are filtered out by a combination of energy loss mechanisms and the finite muon lifetime: for vertical showers, the average muon energy is 1 GeV, while for horizontal showers it is about 2 orders of magnitude greater. The muon densities obtained in shower simulations using SIBYLL 2.1 fall more rapidly with lateral distance to the shower core than those obtained using QGSJET 01. This can be understood

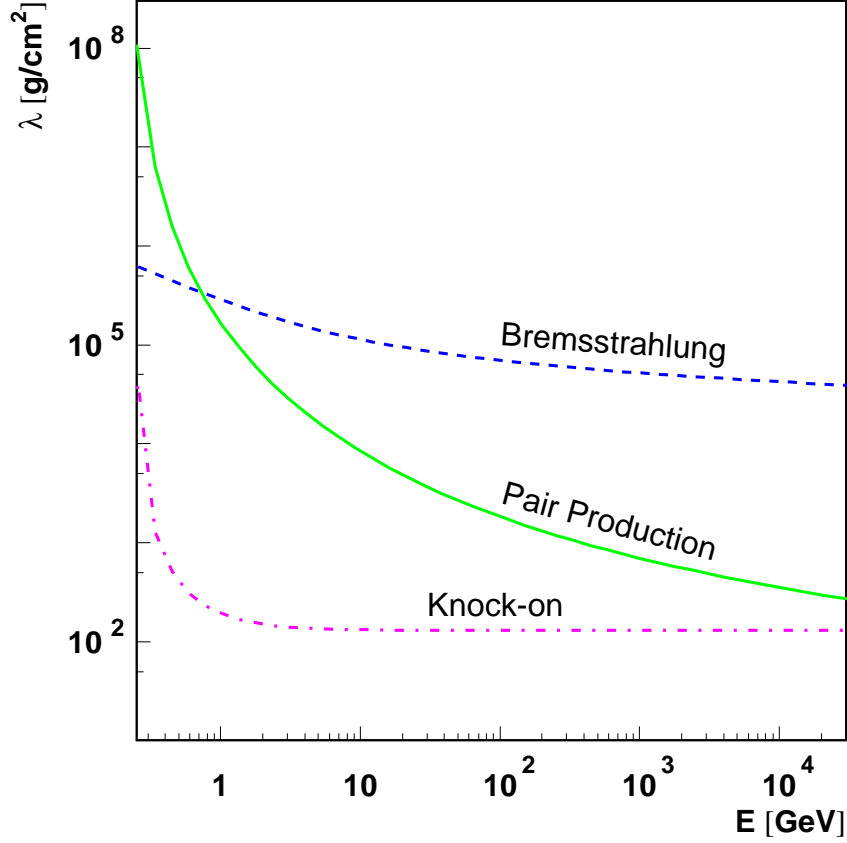


FIG. 12: Mean free path in air for the different muonic interactions as a function of the initial kinetic energy. This figure is courtesy of Sergio Sciutto.

as a manifestation of the enhanced leading particle effect in SIBYLL, which can be traced to the relative hardness of the electromagnetic form factor profile function. The curvature of the distribution ($d^2\rho_\mu/dr^2$) is measurably different in the two cases, and, with sufficient statistics, could possibly serve as a discriminator between hadronic interaction models, provided the primary species can be determined from some independent observable(s) [178].

High energy muons lose energy through e^+e^- pair production, muon-nucleus interaction, bremsstrahlung, and knock-on electron (δ -ray) production [179]. The first three processes are discrete in the sense that they are characterized by high inelasticity and a large mean free path. On the other hand, because of its short mean free path and its small inelasticity, knock-on electron production can be considered a continuous process. The muon bremsstrahlung cross section is suppressed by a factor of $(m_e/m_\mu)^2$ with respect to electron bremsstrahlung, see Eq. (23). Since the radiation length for air is about 36.7 g/cm^2 , and the vertical atmospheric depth is 1000 g/cm^2 , muon bremsstrahlung is of negligible importance for vertical air shower development. Energy loss due to muon-nucleus interactions is somewhat smaller than muon bremsstrahlung. As can be seen in Fig. 12, energy loss by pair production is slightly more important than bremsstrahlung at about 1 GeV, and becomes increasingly dominant with energy. Finally, knock-on electrons have a very small mean free path (see Fig. 12), but also a very small inelasticity, so that this contribution to the energy loss is comparable to that from the hard processes.

In addition to muon production through charged pion decay, photons can directly generate muon pairs, or produce hadron pairs which in turn decay to muons. In the case of direct pair production, the large muon mass leads to a higher threshold for this process than for electron pair production. Furthermore, QED predicts that $\mu^+\mu^-$ production is suppressed by a factor $(m_e/m_\mu)^2$ compared the Bethe-Heitler cross section. The cross section for hadron production by photons is much less certain, since it involves the *hadronic structure* of the photon. This has been measured at HERA for photon energies corresponding to $E_{\text{lab}} = 2 \times 10^4$ GeV [180, 181]. This energy is still well below the energies of the highest energy cosmic rays, but nonetheless, these data do constrain the extrapolation of the cross sections to high energies. To give an idea of the rates, at 100 GeV the cross section for $\gamma \rightarrow e^+e^-$ is ≈ 650 mb, *i.e.* much larger than the cross sections for hadronic interaction (≈ 1.4 mb) or for muon pair production (≈ 0.015 mb).

1. Muon lateral distribution function

Now we consider the lateral distribution of the muon component of an extensive air shower. Unlike the electrons and photons, muons are relatively unaffected by multiple Coulomb scattering, and so their lateral distribution function (LDF) retains some information about the parent pion trajectories. In what follows, we first discuss a parameterization characterizing the muon LDF which is motivated only by the muon genealogy. After that, we add to the discussion the effect of the geomagnetic field on the evolution of the lateral distribution.

One of the earliest parameterizations of the muon LDF in vertical showers was empirically derived by Greisen [161]. This LDF was inspired by the NKG parametrization, and is factorized into two terms,

$$\rho_\mu(r) = N_\mu(t) f_\mu(r) , \quad (36)$$

where $N_\mu(t)$ gives the normalization as a function of depth t ,

$$f_\mu(r) \approx \left(\frac{r}{r_G}\right)^{-0.75} \left(1 + \frac{r}{r_G}\right)^{-2.5} \quad (37)$$

is a structure function describing the lateral shape of the shower, and $r_G = 320$ m is analogous to the Molière radius.

Later, Vernov and collaborators proposed a semi-analytical form of the structure function [182],

$$f_\mu(r) \approx \left(\frac{r}{r_0}\right)^{-\Gamma} \exp\left(-\frac{r}{r_0}\right) , \quad (38)$$

with $\Gamma = 0.4$ and $r_0 = 80$ m. Similar approaches were also suggested by Hillas' group at the University of Leeds [183] and by the SUGAR Collaboration [184]. The slopes from Eqs. (37) and (38) are in very good agreement with each other at intermediate distance, but Eq. (38) predicts a distribution which is flatter close to the shower core and more strongly damped at large distances. These LDFs have been used to fit experimental data. However, neither function reproduces the whole radial range of an extensive air shower. This is a consequence of neglecting the shower age in formulating the structure functions. Very recently, the KASCADE Collaboration has used an NKG formula to fit muon density distributions [185]. The fits were performed close to the shower core ($r < 200$ m) with non-conventional values of r_M and age parameter, s .

One expects there to be a dependence of the LDF parameters on the shower age. However, in contrast to electrons, muons in an air shower are less attenuated and little affected by Coulomb scattering, so the dependence of the LDF on the shower age is not the same as that exhibited by the electromagnetic component. The lateral growth of the shower is largely determined by the direction of emission of the parent particle and hence increases while the shower propagates downward. Two approaches for including shower age-dependence in the muon structure function have been discussed in the literature [162, 186]. Here, we consider the more recent treatment, in which a Vernov-like approach is used taking a slope dependence on atmospheric depth, $\Gamma = 2 - s$, with s as given in Eq. (34).

It is easily seen [187, 188] that, if the parent particles are created with a p_T distribution, $p_T/p_0 \exp(-p_T/p_0) dp_T/p_0$, then the Vernov distribution at ground level has a value of r_0 given by

$$r_0 = \frac{2}{3} \langle h_p \rangle \frac{\langle p_T^\mu \rangle}{\langle E_\mu \rangle}, \quad (39)$$

where $\langle p_T \rangle = 2p_0$ is the mean transverse momentum, $\langle E_\mu \rangle$ the mean energy of muons and $\langle h_p \rangle$ the mean height of muon production. These approximate expressions can serve to calculate the variation with depth of the parameters characterizing the lateral spread. The ratio $\langle p_T^\mu \rangle / \langle E_\mu \rangle$ can be considered constant while the shower develops [189] and the variation of r_0 with altitude is determined only by the dependence of $\langle h_p \rangle$ on depth, t .

Muons are produced in every pion generation and their energy distribution follows that of their parents. There are three phenomena contributing to the behavior of $\langle h_p \rangle$ as a function of t . The first is simply the dependence of the atmospheric density on height and temperature. For an isothermal atmosphere of scale h_0 , one obtains $\langle h_p \rangle \propto h_0 \ln(t/t_p)$. The second phenomenon is the “pionization” process: the competition between pion production and decay. The last contribution to the behavior of $\langle h_p \rangle$ is associated with systematics induced by hadronic interaction models. In what follows, we leave aside the issue of systematic errors and as an example adopt QGSJET 98 as the hadronic interaction model. Combining all these considerations, the characteristic radius $r_0(t)$ becomes,

$$r_0(t) = \frac{2}{3} \frac{\langle p_T^\mu \rangle}{\langle E_\mu \rangle} h_0 \frac{t_{\text{GL}}}{t} \ln \left[\frac{t}{t_p} \right], \quad (40)$$

where the subscript GL indicates that a quantity is given at ground level. For $t = t_{\text{GL}}$, Eq. (39) is recovered.

In Fig. 10 we show the $\mu^+ \mu^-$ density distributions for a single 10^{10} GeV proton shower at various depths. Fits to the Vernov-like distribution are overlaid on the simulation results, indicating validity of the parametrization [162]. Furthermore, the total number of muons N_μ from the fits agrees quite well with the corresponding values predicted by the Monte Carlo simulation, even though the fits are performed at core distances $r > 100$ m.

Muons can travel long distances without interacting with the medium, and consequently the ground density profiles are significantly modified by the Earth’s magnetic field. The global shower observables, like longitudinal and lateral distributions, are not affected by the geomagnetic field for zenith angles $\theta < 70^\circ$ [176]. However, for the case of very inclined showers, which are dominated by muons, the density at ground is rendered quite asymmetric by the geomagnetic field. In the remainder of this section we describe these effects quantitatively [189].

Consider a highly relativistic muon of energy $E_\mu \approx cp$ and transverse momentum p_T that travels a distance d to reach ground. This muon suffers a deviation r from the shower axis

given by

$$r \simeq \frac{c p_T d}{E_\mu} . \quad (41)$$

Now, it is easily seen that if the energy spectrum of muons is taken as $\phi(E) = A E_\mu^{-\gamma}$, the muon density is given by [189]

$$\rho_\mu(r) = \frac{A}{2\pi} (c p_T d)^{1-\gamma} r^{-3+\gamma} . \quad (42)$$

To take into account the effect of the geomagnetic field, define a cartesian coordinate, (x, y) , in the plane transverse to the shower axis, with y aligned to \vec{B}_\perp . The circular symmetry of the shower is distorted depending on \vec{B}_\perp , the distance traveled by the muons, and their energy distribution. For very large zenith angles the pattern results in two lobes on each side of the shower axis, one for the negatively and one for the positively charged muon components. The magnetic deviation δx experienced by muons of different charges is [189]

$$\delta x = \frac{e B_\perp d^2}{2p} , \quad (43)$$

where e is the electron charge. Combining this with Eq. (41) we obtain,

$$\delta x = 0.15 \left(\frac{B_\perp}{T} \right) \left(\frac{d}{m} \right) \left(\frac{p_T}{\text{GeV}} \right)^{-1} \bar{r} = \alpha \bar{r} , \quad (44)$$

where \bar{r} corresponds to the muon deviation in the transverse plane in the absence of a magnetic field, and α measures the ratio of displacement in the transverse plane due to p_T as well as the displacement due to the magnetic field. The density of muons in the transverse plane can be obtained by making the transformation

$$x = \bar{x} + \alpha \sqrt{\bar{x}^2 + \bar{y}^2} , \quad y = \bar{y} , \quad (45)$$

where the barred and unbarred coordinates indicate the position of the muon in the transverse plane in the absence and presence of the geomagnetic field, respectively. The muon number density reads

$$\rho_\mu(x, y) = \bar{\rho}_\mu(\bar{x}, \bar{y}) \left[\frac{\partial(\bar{x}\bar{y})}{\partial(xy)} \right] , \quad (46)$$

where $\bar{\rho}_\mu(\bar{x}, \bar{y})$ is the density at a distance $\bar{r} = (\bar{x}^2 + \bar{y}^2)^{1/2}$ in the case $\vec{B} = 0$ and the last factor is the Jacobian of the transformation.

In a realistic situation the transverse position of the muon \bar{r} is affected by both multiple scattering and the transverse position of the parent pions. Following [189], to account for this effect we use Eq.(41), setting d to a constant and we assume that at a given \bar{r} there is an energy distribution. For convenience one introduces the variable $\epsilon = \log_{10} E_\mu$, such that

$$\langle \epsilon \rangle = A - \gamma \log_{10} \bar{r} . \quad (47)$$

The muon density is taken to be

$$\rho_\mu(\bar{r}, \epsilon) = P(\epsilon; \langle \epsilon \rangle, \sigma) \rho_\mu(\bar{r}) , \quad (48)$$

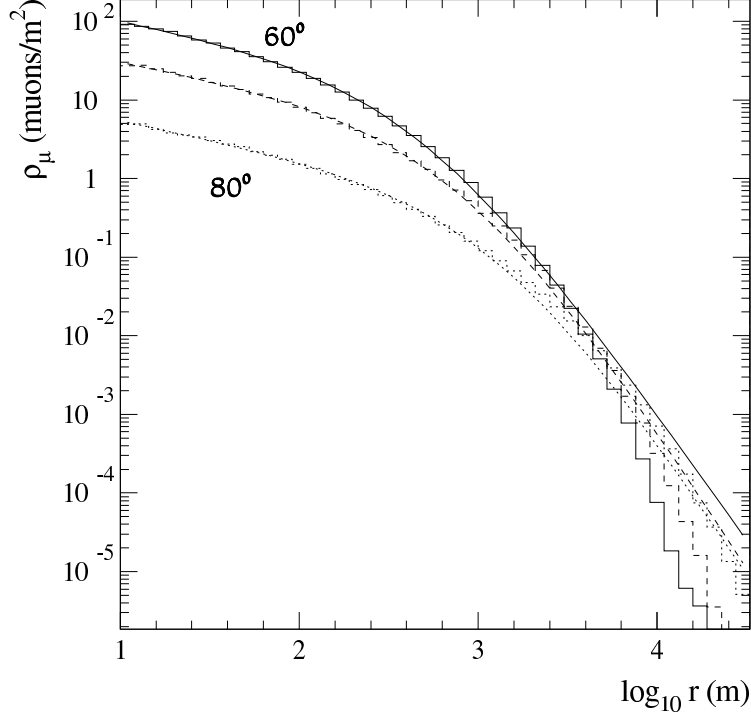


FIG. 13: Lateral distribution of muons from AIREs simulations superimposed over the best fits obtained using Eq. (51). From top to bottom the curves correspond to 60° , 70° and 80° [189].

where P is a distribution of mean $\langle\epsilon\rangle$ and standard deviation σ . Now, one obtains the muon number density in the coordinate system (x, y) , by using Eq. (46),

$$\rho_\mu(x, y) = \int d\epsilon P(\epsilon; \langle\epsilon\rangle, \sigma) \rho_\mu(\bar{r}) , \quad (49)$$

where

$$\bar{r} = \left[\left(x - \frac{e B_\perp d^2 c}{2E_\mu} \right)^2 + y^2 \right]^{1/2} . \quad (50)$$

The muon number density given in Eq. (49) depends on 3 quantities: *(i)* the distribution of ϵ that hereafter is taken as a Gaussian with mean given by Eq. (47) and $\sigma \sim 0.4$, *(ii)* the effective distance to the production point d , and *(iii)* the lateral distribution function of the muons in the transverse plane. Figure 13 shows fits [189] to the lateral distributions at different zenith angles using the NKG-like LDF,

$$\rho(\bar{r}) = \mathcal{N} \bar{r}^{-\psi} \left[1 + \frac{\bar{r}}{\mathcal{R}} \right]^{-\kappa} , \quad (51)$$

with \mathcal{N} , ψ , κ , \mathcal{R} as given in Table I, and d taken as 16 km, 32 km, and 88 km, for $\theta = 60^\circ$, 70° , and 80° , respectively. One can see from the figure that the parametrization reproduce the simulation quite well up to a core distance of 1 km.

TABLE I: Best values for the parameters in Eqs. (47) and (51) as obtained from fits to Monte Carlo simulations, using SIBYLL 1.6 to process the hadronic interactions.

θ	A	γ	\mathcal{N}	ψ	κ	\mathcal{R}
60°	2.67 ± 0.23	0.75 ± 0.1	569.9	0.52	4.05	782.8 m
70°	4.04 ± 0.20	0.73 ± 0.06	227.1	0.49	4.35	1010.0 m
80°	3.63 ± 0.20	0.81 ± 0.07	78.4	0.52	4.49	1513.0 m

2. Muon content of the shower tail

As discussed in the previous section, once the shower particle energies fall below ϵ_0 , ionization losses take over from other electromagnetic processes, and the number of electrons and photons in the shower begins to decrease, while the number of muons remains more-or-less the same. We will refer to this region of the shower as the “tail.” Most ground arrays are located below the altitude at which X_{\max} occurs, even in the case of vertical showers induced by ultra high energy primaries. This means that ground arrays observe predominantly shower tails. In this section we describe the variation of the shower tail’s muon content with energy, and compare the original calculations of Hillas from the early 1970’s with more recent detailed Monte Carlo simulations.

Muons are produced when a shower has cooled sufficiently to allow pions to decay before they interact (recall that the probability for decay of a 1 TeV pion in the atmosphere is somewhat less than 10%). Hillas’ group at the University of Leeds reviewed various models for this cooling process and analyzed their consistency with data from emulsion experiments as well as cosmic air shower observations [190, 191]. They found the data at ground level to be best reproduced by the model (so-called “E”) which predicted that for $\theta = 14^\circ$, the number of muons in proton showers scales as

$$N_\mu^p \propto E^{0.94} . \quad (52)$$

Interestingly, this result differs only by an offset in the normalization when compared to the prediction from full-blown modern-day Monte Carlo simulations, as shown in Fig. 14. Of course, the exponent in Eq. (52) varies with zenith angle. It is possible to take into account the zenith angle dependence either through the “constant intensity cut” method [193], or by simply determining the behavior of the exponent as a function of zenith angle [177]. Furthermore, it has been recently noted that this exponent is more accurately taken to have a logarithmic energy dependence [86].

The muon content of EAS at ground level N_μ , as well as the ratio N_μ/N_e , are sensitive to primary composition (here, N_e is the electron content at ground level). To estimate the ratio of the muon content of nucleus induced to proton induced showers, we can resort again to the principle of superposition. Using Eq. (52) we find that the total number of muons produced by the superposition of A individual proton showers is, $N_\mu^A \propto A(E_A/A)^{0.94}$. Consequently, in a vertical shower, one expects a cosmic ray nucleus to produce about $A^{0.06}$ more muons than a proton. This implies that a shower initiated by an iron nucleus produces about 27% more muons than a proton shower. Note, however, that a change in the hadronic interaction model could produce a much larger effect than a change in the primary species.

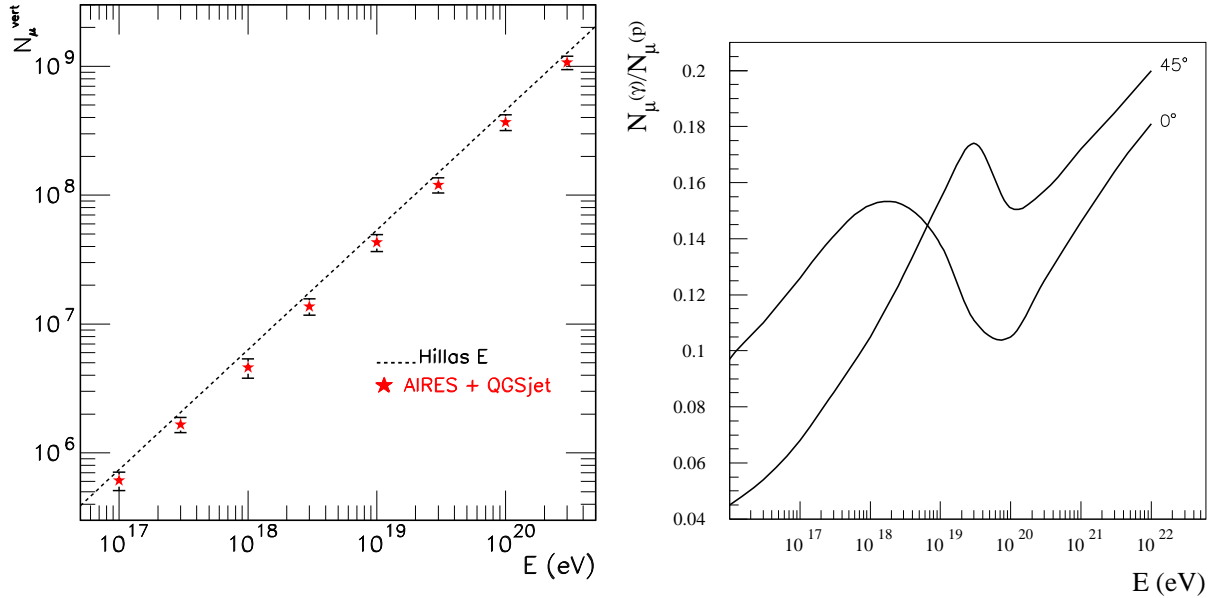


FIG. 14: Left panel: Total number of muons at ground level as a function of the shower energy. The dashed line indicates the Hillas parametrization for model "E", with a threshold energy set to that of the SUGAR experiment [26]. (For vertical showers considering the SUGAR's energy threshold, one obtains an exponent 0.93 rather than the 0.94 used in the text.) The stars illustrate the results obtained from simulations carried out with AIRES + QGSJET 01, assuming proton primaries. The particles were injected vertically and the observation level was placed at 250 m above sea level. Muons with energies below the threshold 0.75 GeV are not taken into account in the simulations [178]. If the hadronic interactions are modeled with SIBYLL 1.6 rather than QGSJET 01, an exponent of 0.88 best fits the simulation [192]. Right panel: Ratio of the muon content for EAS produced by primary gammas and protons. The geomagnetic field is set to the PAO Southern site [149].

For example, replacing QGSJET 01 with SIBYLL 1.6 as the hadronic interaction model leads to a prediction of 60% more muons for an iron shower than for a proton shower [177].

The situation for gamma-induced showers is a bit different. In this case the muon component of the shower does not simply follow Eq. (52) because of the LPM and geomagnetic field effects [149]. Competition between the two processes leads to a complex behavior in $N_{\mu}^{\gamma}/N_{\mu}^p$, as shown in Fig. 14.

In this section we have described the four main energy loss mechanisms for muons en route through the atmosphere. The rate of energy attenuation for muons is much smaller than it is for electrons, and the energy loss processes are only really of interest in the case of extremely inclined showers for which the original electromagnetic component is mostly absorbed. In such cases, small electromagnetic sub-showers can still arise from bremsstrahlung, pair production and knock-on electrons. In addition, muon-nucleus interactions induce hadronic sub-showers. We also discussed the effect of different energy loss mechanisms on the electron and muon distributions in time and space. Because they are less subject to multiple scattering, muons tend to arrive at the ground earlier and more compressed in time. The ratio of muons to electrons far from the core is much greater than it is near the core, and this effect is more pronounced at higher zenith angles.

The muon content of the shower tail is quite sensitive to unknown details of hadronic physics. This implies that attempts to extract composition information from measurements of muon content at ground level tend to be systematics dominated. The muon LDF is mostly determined by the distribution in phase space of the parent pions. However, the pionization process together with muon deflection in the geomagnetic field obscures the distribution of the first generation of pions. A combination of detailed simulations, high statistics measurements of the muon LDF and identification of the primary species using uncorrelated observables could shed light on hadronic interaction models.

IV. FINGERPRINTS OF PRIMARY SPECIES IN EAS

A determination of primary composition is invaluable in revealing the origin of cosmic rays as this information would provide important bounds on sources and on possible production and acceleration mechanisms. In addition, a proper interpretation of anisotropy information requires knowledge of the primary mass due to the influence on propagation of the galactic and intergalactic magnetic fields. Attempting to determine the primary composition of cosmic rays by measuring various shower parameters is fraught with systematic uncertainty. Furthermore, because of the stochastic nature of the extensive air showers, there are inherent shower-to-shower fluctuations in measured shower observables that cannot be attributed to experimental systematic error alone. Therefore, the determination of primary composition on an event-by-event basis is an intractable problem. Nevertheless, statistical analyses of shower observables known to correlate with the primary composition are possible. Based on the general signatures of the EAS described in previous sections, we provide a summary of the observables that help to separate primary species.

A. Photon showers

In this section we provide an overview of how the EAS characteristics described in the previous sections allow one to distinguish photon primaries from other species. As discussed in section III A photon-induced showers are expected to generate fewer muons than baryon-induced showers. This clear signature can be exploited by surface arrays which are equipped with dedicated muon detectors or are capable of distinguishing muons using shower observables sensitive to the muon content. The AGASA Collaboration [194, 195] has used the muon content of the detected EAS to set bounds on the percentage of photon primaries present in the observed flux. AGASA comprises 111 stations covering an area of 100 km². Detectors of 2.8 – 10 m² area, capable of measuring muon densities up to ≈ 10 m⁻², were deployed in 27 stations. The analysis of the AGASA Collaboration, which takes into account the LPM effect and conversion in the geomagnetic field, shows that at the 95% CL, the fraction of γ -rays above 10¹⁰ GeV, 10^{10.25} GeV, and 10^{10.5} GeV is less than 34%, 59%, and 63%, respectively. Of course, these bounds depend on the hadronic interaction models used to simulate the showers. Several models were used in this analysis, and the reported limits are the least restrictive ones.

Another powerful tool for discriminating between photons and baryons using data collected by surface detectors relies on comparing the flux of vertical showers to that of inclined showers, a technique which exploits the attenuation of the electromagnetic shower component for large slant depths. As an illustration of this technique, we describe below the

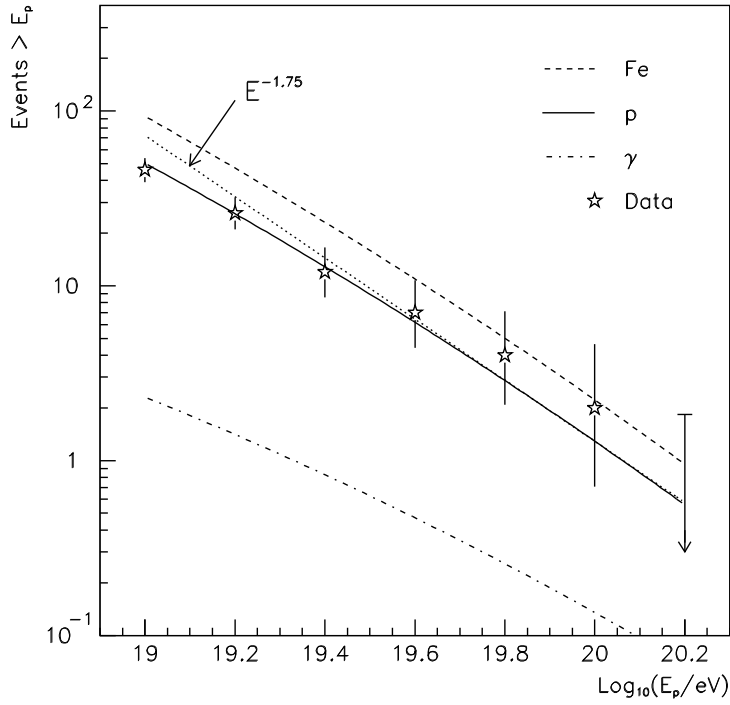


FIG. 15: Integral number of inclined events as a function of energy for the Haverah Park data set compared with the predictions for iron, proton, and photon primaries. Here the energy is calculated assuming a proton primary. The slope of the assumed primary spectrum $\propto E^{-1.75}$ is shown to illustrate the increase of triggering efficiency with energy [196].

constraints on the gamma ray flux obtained from Haverah Park measurements [196]. The first crucial ingredient in the analysis is the vertical flux normalization. This should be determined in a way which is free from systematic uncertainties associated with the primary composition. Fluorescence detectors, which record “calorimetric” measurements, provide the best tool to attain this normalization, and in the analysis described here the data from Fly’s Eye [41] were used [197]. From this known vertical spectrum and Monte Carlo simulations of shower propagation and detector response, a prediction can be made for the expected rate of inclined events for each type of primary. For inclined showers in the zenith angle range $60^\circ < \theta < 80^\circ$, the Haverah Park experiment collected 46 events with energy above 10^{10} GeV and 7 events above $10^{10.6}$ GeV. A Comparison of these observations to the results extracted from simulations is shown Fig. 15. If one assumes the primary spectrum comprises a mixture of protons and photons, then the Haverah Park data imply that above 10^{10} GeV, less than 30% of this admixture can be photons, and above $10^{10.6}$ GeV less than 55% can be photons. Both of these statements are made at the 95% CL [196]. Even though Fly’s Eye provides a flux measurement which is independent of the mass composition, one should be aware of the inherent systematic uncertainties in aperture estimates of fluorescence detectors. A separate normalization technique using both fluorescence and surface array data leads to bounds within 20% of the previous estimates [192].

The sensitivity of PAO for isolating gamma ray primaries using this method was estimated in [198]. Given the huge statistics – above 60° the aperture of the observatory is increased

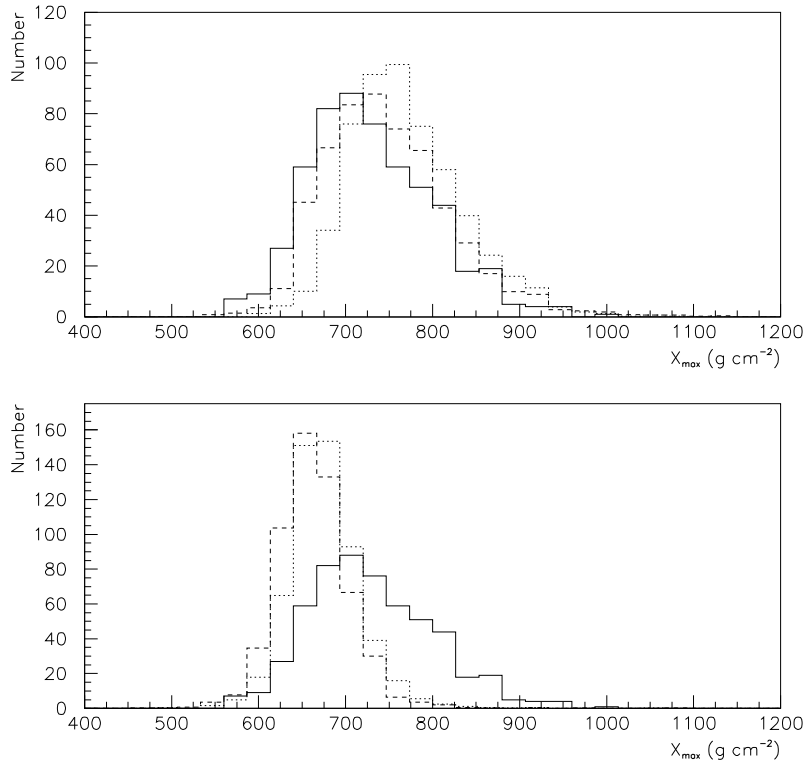


FIG. 16: Distribution of observed X_{\max} from HiRes stereo data for showers in the energy range $10^{9.5} - 10^{10.4}$ GeV (solid histogram). The predictions for proton (upper figure) and for iron (lower figure) are given for QGSJET 01 (dashed histogram) and SIBYLL 2.1 (dotted histogram). This figure is courtesy of Greg Archbold.

by almost a factor 2 – PAO will place severe constraints on the photon content of the observed flux. Additionally, hybrid techniques available to PAO will facilitate independent cross-checks on the systematic uncertainties.

The effect of the geomagnetic field on photons also leads to an energy dependence and characteristic anisotropy in the directional distribution of the fraction of events with abnormally deep profiles which are not compatible with proton or nuclei primaries. This technique has not yet been implemented in the analysis of real data, but the potential for the HiRes and PAO experiments has been evaluated [153, 154].

B. Hadronic primaries

We now discuss how baryonic species may, to some extent, be distinguished by the signatures they produce in the atmosphere. As in the previous section, we consider both surface array and fluorescence detector observables.

As mentioned in Sec. III A, the main purpose of fluorescence detectors is to measure the properties of the longitudinal development. The shower longitudinal profile can be

parameterized using the Gaisser-Hillas function [199]

$$N_e(X) = N_{e,\max} \left(\frac{X - X_1}{X_{\max} - X_1} \right)^{[(X_{\max} - X_1)/\lambda]} \exp \left\{ \frac{X_{\max} - X}{\lambda} \right\}, \quad X \geq X_1, \quad (53)$$

where $N_{e,\max}$ is the size at the maximum, X_1 is the depth of the first observed interaction, and λ is a floating parameter in the fit, generally fixed to 70 g/cm². Using this parametrization, fluorescence detectors can measure X_{\max} with a statistical precision typically around 30 g/cm².

The speed of shower development is the clearest indicator of the primary composition. It was shown in Sec. III A using the superposition model that there is a difference between the depth of maximum in proton and iron induced showers. In fact, nucleus-induced showers develop faster, having X_{\max} higher in the atmosphere. From Monte Carlo simulations, one finds that the difference between the average X_{\max} for protons and iron nuclei is about 90 – 100 g/cm². However, because of shower-to-shower fluctuations, it is not possible to obtain meaningful composition estimates from X_{\max} on a shower-by-shower basis, though one can derive composition information from the magnitude of the fluctuations themselves. For protons, the depth of first interaction fluctuates more than it does for iron, and consequently the fluctuations of X_{\max} are larger for protons as well. Specifically, the standard deviation $\sigma(X_{\max})$ is 53 g/cm² for protons and 22 g/cm² for iron [9]. These fluctuations depend only weakly on the choice of interaction model. The HiRes Collaboration has recently analyzed their stereo data sample in the energy range $E = 10^{9.5} - 10^{10.4}$ GeV [200]. The results are shown in Fig. 16, together with the expected distributions using several hadronic interaction models. While agreement between data and Monte Carlo is not perfect for any of the models, the data do qualitatively suggest a proton dominated composition.

Changes in the mean mass composition of the cosmic ray flux as a function of energy will manifest as changes in the mean values of X_{\max} . This change of X_{\max} with energy is commonly known as the elongation rate theorem [201]:

$$D_e = \frac{\delta X_{\max}}{\delta \ln E}. \quad (54)$$

For purely electromagnetic showers, $X_{\max}(E) \approx X_0 \ln(E/\epsilon_0)$ and then the elongation rate is $D_e \approx X_0$. For proton primaries, the multiplicity rises with energy, and thus the resulting elongation rate becomes smaller. This can be understood by noting that, on average, the first interaction is determined by the proton mean free path in the atmosphere, λ_N . In this first interaction the incoming proton splits into $\langle n(E) \rangle$ secondary particles, each carrying an average energy $E/\langle n(E) \rangle$. Assuming that $X_{\max}(E)$ depends logarithmically on energy, as we found with the Heitler model described in Sec. III A, it follows that,

$$X_{\max}(E) = \lambda_N + X_0 \ln[E/\langle n(E) \rangle]. \quad (55)$$

If we assume a multiplicity dependence $\langle n(E) \rangle \approx n_0 E^\Delta$, then the elongation rate becomes,

$$\frac{\delta X_{\max}}{\delta \ln E} = X_0 \left[1 - \frac{\delta \ln \langle n(E) \rangle}{\delta \ln E} \right] + \frac{\delta \lambda_N}{\delta \ln E} \quad (56)$$

which corresponds to the form given by Linsley and Watson [202],

$$D_e = X_0 \left[1 - \frac{\delta \ln \langle n(E) \rangle}{\delta \ln E} + \frac{\lambda_N}{X_0} \frac{\delta \ln(\lambda_N)}{\delta \ln E} \right] = X_0 (1 - B). \quad (57)$$

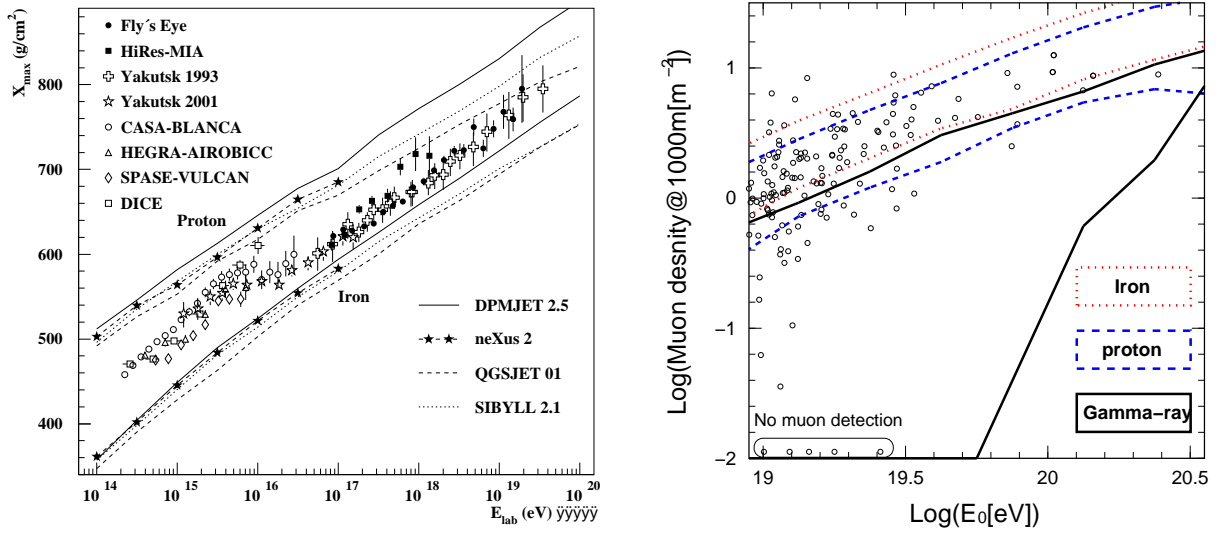


FIG. 17: Left panel: Variation of X_{\max} with energy as seen by different experiments: Fly's Eye [203], HiRes-MIA [204, 205], HEGRA-AIROBICC [206], CASA-BLANCA [207], DICE [208], SPASE-VULCAN [209], and YAKUTSK [210]. The rising curves indicate simulated results for proton and iron primaries using various hadronic interaction models [157]. Right panel: The circles indicate the experimental measurements of $\log \rho_\mu$ at 1000 m from the core *vs.* logarithm of the primary energy. The lines indicate the 1σ band for iron, proton, and photon predictions [194].

Using the superposition model introduced in Sec. III A and assuming that

$$B \equiv \Delta - \frac{\lambda_N}{X_0} \frac{\delta \ln \lambda_N}{\delta \ln E} \quad (58)$$

is not changing with energy, one obtains for mixed primary composition [202]

$$D_e = X_0 (1 - B) \left[1 - \frac{\partial \langle \ln A \rangle}{\partial \ln E} \right]. \quad (59)$$

Thus, the elongation rate provides a measurement of the change of the mean logarithmic mass with energy. One caveat of the procedure discussed above is that Eq. (57) accounts for the energy dependence of the cross section and violation of Feynman scaling only for the first interaction. Note that subsequent interactions are assumed to be characterized by Feynman scaling and constant interaction cross sections, see Eq. (58). Above 10^7 GeV, these secondary interactions play a more important role, and thus the predictions of Eq. (59), depending on the hadronic interaction model assumed, may vary by up to 20% [86].

For convenience, the elongation rate is often written in terms of energy decades, $D_{10} = \partial \langle X_{\max} \rangle / \partial \log E$, where $D_{10} = 2.3 D_e$. In Fig. 17 we show the variation of $\langle X_{\max} \rangle$ with primary energy as measured by several experiments together with predictions from a variety of hadronic interaction models. For protons and iron, Monte Carlo simulations indicate $D_{10} \approx 55$ g/cm² and for photons $D_{10} \approx 84$ g/cm² [9]. Recent results presented by the HiRes Collaboration [200] using stereo data favours a light component above 10^9 GeV, and the reported variation of $\langle X_{\max} \rangle$ with logarithm of primary energy is $D_{10} = 54.5 \pm 6.5$, consistent with a constant or slowly changing composition between 10^9 GeV and $10^{10.4}$ GeV.

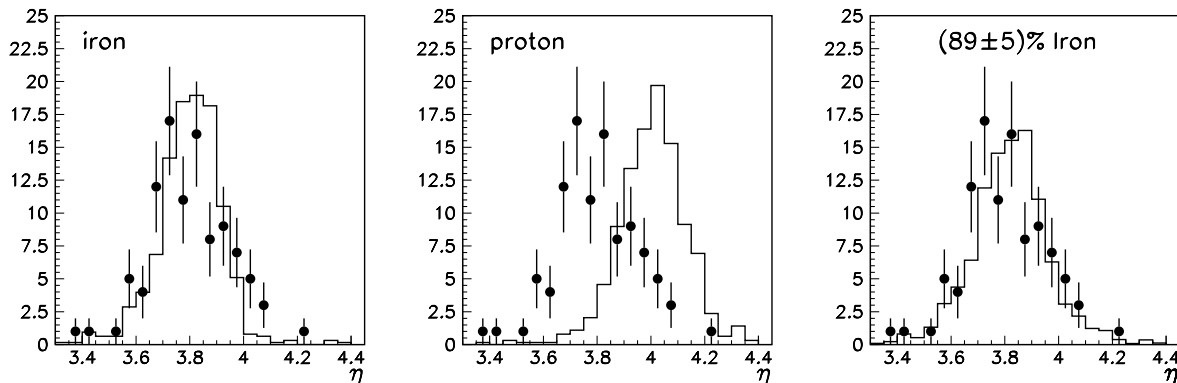


FIG. 18: Comparison of the simulated distribution of η (histogram) with measured distributions (points) for iron (left) and proton (middle). One can see that an iron-dominated composition best fits the data, but that the addition of a lighter component is needed to fit the distribution at large values of η . The right panel shows the best composition fit to the measured distribution of η (points) from maximum likelihood analysis.

As an attentive reader should know by now, the muon content of the shower is strongly sensitive to the nature of the primary. The AGASA Collaboration used measurements of the muon component to discern the primary composition [194]. For events with estimated energy $> 10^{10}$ GeV, and zenith $\leq 36^\circ$, the muon density at 1000 m from the shower core was used to estimate the primary mass. Expected muon densities for iron and proton primaries were estimated from Monte Carlo simulations, and comparison of the expected to observed densities suggests a dominance of light composition. Specifically, above 10^{10} GeV the average fraction of iron is $14^{+16}_{-14}\%$, rising to $30^{+7}_{-6}\%$ above $10^{10.25}$ GeV, and above $10^{10.5}$ GeV the fraction is found to be below 66% at the 1σ level. In Fig. 17 we show the distributions of muon density at 1000 m from the core as a function of primary energy as reported by the AGASA Collaboration, together with the predictions for $\pm 1\sigma$ bounds for iron, proton and photon induced showers.

The steepness of the lateral distribution of particles at ground level also correlates with the depth of shower maximum, and thus carries information about the primary species. For instance, a proton-initiated shower would have a steeper average lateral distribution, since the shower develops deeper in the atmosphere than an iron-initiated shower of the same energy. Recently, this approach has been used in conjunction with the latest shower and detector simulation codes to re-interpret the lateral distribution measurements from Haverah Park [211] and Volcano Ranch [212–214]. In the case of the Volcano Ranch array, 80 scintillators were laid out in a grid with a separation of 147 m, facilitating a very fine-grained measurement of the lateral distribution. Recall that the signal measured by plastic scintillators is the average energy loss in the scintillator of electrons, muons and photons in units of the energy loss of vertically penetrating muons. The corresponding lateral distribution was parameterized by an NKG-like formula [163],

$$S_{\text{VR}}(r) = \frac{N}{r_{\text{M}}^2} \frac{\Gamma(\eta - \alpha)}{2\pi \Gamma(2 - \alpha) \Gamma(\eta - 2)} \left(\frac{r}{r_{\text{M}}} \right)^{-\alpha} \left(1 + \frac{r}{r_{\text{M}}} \right)^{-(\eta - \alpha)}, \quad (60)$$

where N is the shower size, η and α describe the logarithmic slope, and $r_{\text{M}} \simeq 100$ m at Volcano Ranch. For events at median energy 10^9 GeV and shower sizes $N = 4 \times 10^7 - 6 \times 10^9$,

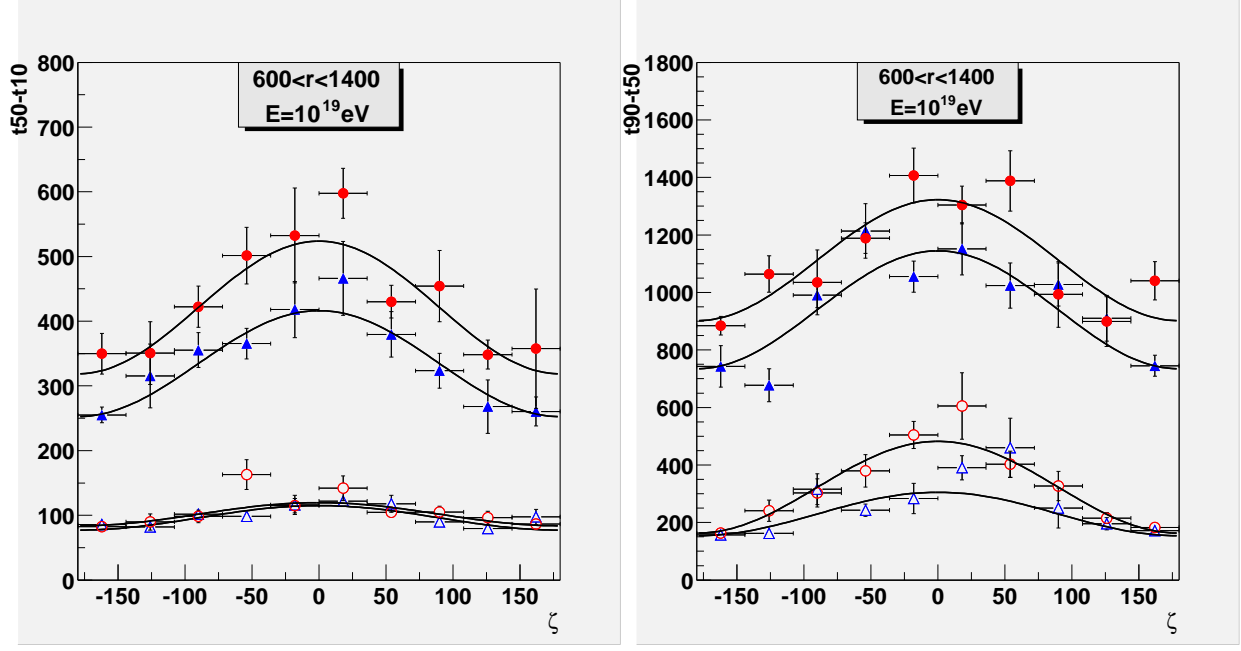


FIG. 19: The triangles (iron) and circles (proton) indicate the rise time (left) and fall time (right) as a function of ζ . Solid symbols correspond to a primary zenith angle of 35° , while the open symbols correspond to 60° [222].

measurements of η (with α fixed to 1) were analyzed in the range of zenith angle $1.0 < \sec \theta < 1.1$ [215, 216]. These measurements are shown in Fig. 18 along with the recently simulated results for purely proton and iron primaries using QGSJET 98 as the hadronic interaction model. One can clearly see the dependence on primary composition reflected in the distribution of η . To quantify this dependence, a maximum likelihood technique was employed assuming a bimodal composition of proton and iron. The cosmic ray mass composition, deduced from Volcano Ranch data, resulted in a mean fraction $(89 \pm 5(\text{stat}) \pm 12(\text{sys}))$ % of iron in the whole energy range $10^{8.7} \text{ GeV}$ to 10^{10} GeV ; mean energy 10^9 GeV . The resulting admixture is also shown in Fig. 18. Systematic uncertainties associated with the hadronic interaction model are important in this analysis. If QGSJET 98 is replaced by QGSJET 01, then the fraction of iron changes from $(89 \pm 5)\%$ to $(75 \pm 5)\%$.

As described in Sec. III A the electromagnetic component of an EAS suffers more scattering and energy loss than the muonic component and consequently, muons tend to arrive earlier and over a shorter period of time. This means that parameters characterizing the time structure of the EAS will be correlated with X_{max} and hence with primary mass. An early study of the shower signal observed in water Čerenkov detectors at the Haverah Park array [217] established the utility of a shower property known as rise time in estimating the primary composition. Specifically, the rise time, $t_{1/2}$, is defined as the time for the signal to rise from 10% to 50% of the full signal. Interestingly, the relation between rise time and depth of maximum also implies a relation between the rise time and the elongation rate. As suggested by Linsley [201] if P represents the average value of some shower parameter, such as the rise time, which does not depend explicitly on primary energy but depends on the depth of observation, X , and the depth of shower maximum X_{max} , then the elongation rate

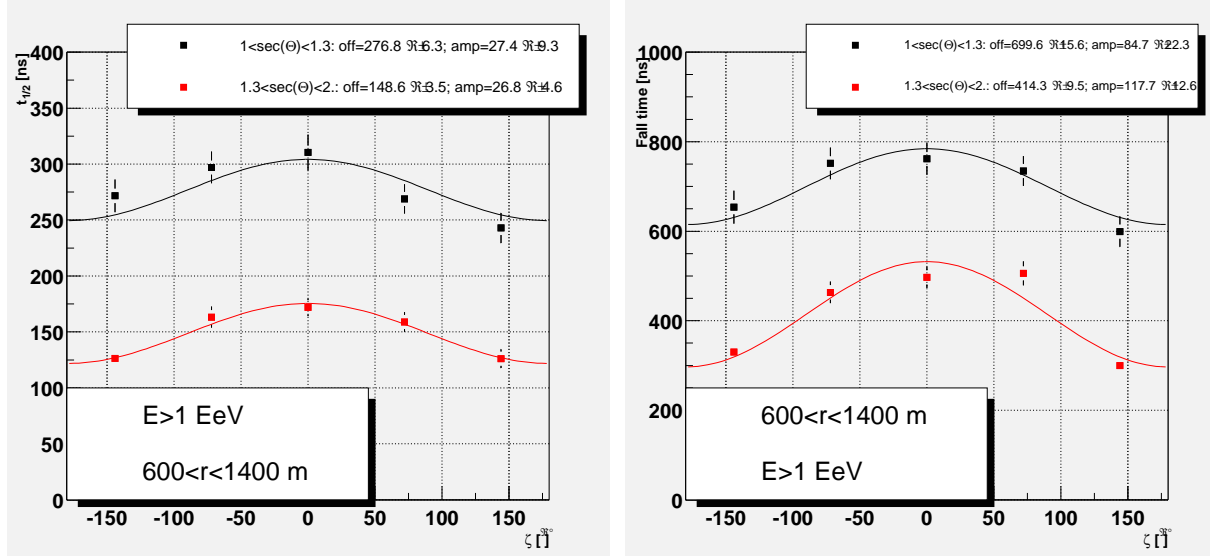


FIG. 20: Time distributions from data collected by the PAO during the period of May to November 2002 in the radial range 600 – 1400 m [222]. In each plot the upper points corresponds to $1 < \sec \theta < 1.3$ while the lower corresponds to $1.3 < \sec \theta < 2$. A fit to a linear cosine is overlayed on the points, where the fitted parameter “off” is the mean value and “amp” is the amplitude of the asymmetry [222].

can be derived from the following expression:

$$\left(\frac{\delta P}{\delta \ln E} \right)_X = -F D_e \left(\frac{\delta P}{\delta X} \right)_E \quad (61)$$

where F depends on the depth dependence of P . For a depth dependence of the form $f(X/X_{\max})$, $F = X/X_{\max}$, whereas for $f(X - X_{\max})$, $F = 1$.

This alternative approach was applied to Haverah Park data using the rise time $t_{1/2}$ of the signals [218] to produce a measurement of the elongation rate from $10^{8.3}$ GeV to 10^{11} GeV. By means of an experimentally determined value for the dependence of $t_{1/2}$ with depth, they obtained an elongation rate of 70 ± 5 g/cm², averaged over the previously mentioned energy range. Their result is suggestive of an evolution to lighter species with rising energy.

Recently, an extension of the work on the shower front thickness using Haverah Park data was performed, focusing on the highest energy events [219]. In this analysis the averaged values of the rise time at a large distance from the core were compared with Monte Carlo (CORSIKA/QGSJET 01) predictions for proton and iron values. The result indicates a large fraction ($\approx 80\%$) of iron nuclei at 10^{10} GeV [220].

Azimuthal asymmetries in the size [221] and time structure of signals at the ground [222] have been observed in non-vertical showers. The origin of these asymmetries has been discussed in Sec. III A. The AUGER Collaboration has found that the asymmetry in time distributions offers a new possibility for the determination of mass composition, because its magnitude is strongly dependent on the muon to electromagnetic ratio at the observation level. A preliminary study of the timing information of EAS using simulated proton and iron events was used to estimate the sensitivity of the PAO in discrimination of baryonic primaries [222]. The following observables were analyzed: the rise time (time between 10% and 50% of the integrated signal), fall time (time between 50% and 90%) and the time

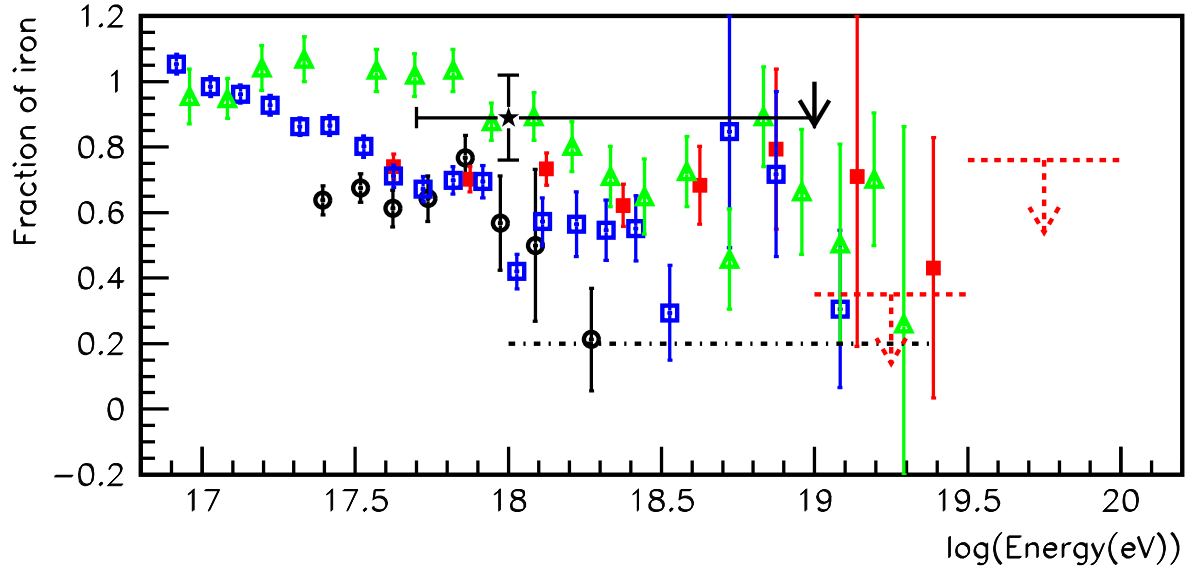


FIG. 21: Iron fraction from various experiments: Fly's Eye (\triangle), AGASA A100 (\blacksquare), AGASA A1 (\square) using SIBYLL 1.6 ([223] and references therein) and Haverah Park [211], using QGSJET98 (\circ). The mean composition determined in [212] with the corresponding error for the Volcano Ranch energy range using QGSJET98 (\star) is shown. The solid line arrow indicates the recent result using rise time measurements from Haverah Park [219]. The dashed arrow lines represents upper limits obtained by the AGASA Collaboration with QGSJET98 [194]. The dot dashed horizontal line corresponds to results reported by the HiRes Collaboration [200]

between 10% and 90% of the signal. The timing variables as a function of the azimuth angle in the shower plane, ζ , at fixed range of core distances for proton and iron showers are shown in Fig. 19. The incoming direction of the shower corresponds to $\zeta = 0$. As one can see from the figure, these distributions tend to flatten with increasing primary mass. A first analysis seems to indicate that the fall time would be a better discriminating tool. One expects stronger asymmetries at intermediate core distances, where the electromagnetic component dominates. In Fig. 20 we show the mean rise time and fall time as a function of ζ , for events with energy above 10^9 GeV collected by the PAO in the radial range 600 – 1400 m. These results, while preliminary, indicate the promise of this method for composition studies, once large statistics samples become available.

In summary, the primary composition has been studied over various energy ranges using several experimental techniques. The variety of results is summarised in Fig. 21, which shows the fraction of iron as a function of energy. Surface arrays such as Haverah Park, Volcano Ranch and Akeno-AGASA infer X_{\max} , and hence the overall composition, from properties of secondary particle distributions at the ground. In this case, the primary source of systematic error arises from uncertainties in the hadronic interaction models. Fluorescence detectors such as Fly's Eye and HiRes observe an image of the longitudinal shower profile and extract X_{\max} directly. Consequently such measurements do not suffer from uncertainties in hadronic event generators, though the data analysis still faces the challenge of assessing atmospheric properties as a function of time. Future stereo data from HiRes and hybrid PAO observations will provide a higher statistics sample with a better control of the systematic uncertainties

and will certainly provide clues to the nature of ultra high energy cosmic rays.

V. DEEPLY PENETRATING SHOWERS

Even at large zenith angles, the mean free path of a neutrino in the atmosphere is much larger than the atmosphere’s slant depth. However, nearly horizontal showers are especially interesting since in this case the likelihood of interaction is maximized, and furthermore, neutrino induced showers can be easily distinguished from those induced by hadrons high in the atmosphere. In this section we first consider strategies for detecting these kinds of signatures. After that, we focus attention on recent novel scenarios with TeV-scale quantum gravity and discuss the observables of neutrino showers associated with both sub-planckian and trans-planckian physics.

A. Everyday weakly interacting neutrinos

Neutrinos are unique and thus far relatively untapped astronomical messengers [224]. Up to now, the only directly observed extraterrestrial neutrinos are those from the Sun [225] and from supernova SN1987A [226, 227]; these are low energy (MeV-range) neutrinos. Higher energy neutrinos should be generated by cosmic “beam dumps” in which baryonic particles collide with interstellar media. These neutrinos are particularly appealing for astronomy since they are undeflected by magnetic fields and they can travel cosmological distances without interacting [228, 229]. In addition to providing a new window for astronomy, cosmic neutrino observations may also enlighten our understanding of fundamental physics. For instance, it will be possible to test Lorentz invariance at extremely high energies and to hunt for exotic processes such as neutrino decay, CPT violation, and small δm^2 oscillations into sterile neutrinos (see *e.g.*, [230–236]). Since neutrinos interact only weakly, very large detector volumes are required, ideally on the order of $1\text{km}^3\text{we}$ [237]. As discussed in the introduction the PAO overlooks $15\text{km}^3\text{we}$ [33], which is sufficient to collect a statistically significant sample of neutrino showers, provided they can be separated from the hadron and photon-induced showers. In what follows we discuss the characteristics of neutrino-induced EAS, and comment on the qualities which may provide a handle to separate these showers from background.

In a typical collision in the Earth’s atmosphere the neutrino (with energy E_ν) scatters off a proton either via the charged current, $(\nu_l, \bar{\nu}_l)N \rightarrow (l^-, l^+) + \text{anything}$, or the neutral current, $(\nu_l, \bar{\nu}_l)N \rightarrow (\nu_l, \bar{\nu}_l) + \text{anything}$.¹⁰ The kinematics of these reactions can be characterized by the inelasticity parameter $y = (1 - \cos\vartheta^*)/2$ and the 4 momentum fraction of the proton carried by the struck quark $x = Q^2/(ys)$, where $-Q^2$ is the invariant momentum transfer between the incident neutrino and the outgoing lepton. For a given Q^2 the lowest x is achieved when $y = 1$ and the lowest y when $x = 1$. Thus, kinematically the small values of x are associated with large values of y and vice versa.

¹⁰ The rate of interaction of $\nu_e, \nu_\mu, \nu_\tau, \bar{\nu}_\mu, \bar{\nu}_\tau$, with atmospheric electrons is negligible compared to interactions with nucleons. The case of $\bar{\nu}_e e$ interactions is exceptional because of the intermediate Glashow resonance formed via W boson production at $E_{\bar{\nu}_e} \approx 10^{6.8} \text{ GeV}$ [238].

The charged current differential cross section of a neutrino scattering on an isoscalar nucleon $N \equiv (n + p)/2$ of mass M is given by

$$\begin{aligned} \frac{d^2\sigma_{\nu N}^{\text{CC}}}{dx dy} = & \frac{G_F^2 M E_\nu}{\pi} \left(\frac{m_W^2}{Q^2 + m_W^2} \right)^2 \left[\frac{1 + (1 - y)^2}{2} F_2^{\text{CC}}(x, Q^2) \right. \\ & \left. - \frac{y^2}{2} F_L^{\text{CC}}(x, Q^2) + y \left(1 - \frac{y}{2} \right) x F_3^{\text{CC}}(x, Q^2) \right] \end{aligned} \quad (62)$$

where $m_W \simeq 80.423$ GeV denotes the W boson mass, $G_F = 1.16639 \times 10^{-5}$ GeV² is the Fermi coupling constant and the structure functions F_i in terms of the quark distribution functions of the nucleon $q_i(x, Q^2)$ read

$$F_2^{\text{CC}} = 2x \left(\frac{d_v + u_v}{2} + d_s + \bar{u}_s + s_s + \bar{c}_s + b_s + \bar{t}_s \right), \quad (63)$$

$$x F_3^{\text{CC}} = 2x (d_s + s_s - \bar{u}_s - \bar{c}_s), \quad (64)$$

and

$$F_L^{\text{CC}} = F_2^{\text{CC}} - 2x F_1^{\text{CC}}. \quad (65)$$

Here the subscripts v and s label valence and sea contributions, and u, d, c, s, t, b denote the distributions for various quark flavors in a proton. In the deep inelastic factorization scheme, Eq. (62) can be re-written in terms of quark distributions as [239, 240]

$$\frac{d^2\sigma_{\nu N}^{\text{CC}}}{dx dy} = \frac{2G_F^2 M E_\nu}{\pi} \left(\frac{m_W^2}{Q^2 + m_W^2} \right)^2 [x q^{\text{CC}}(x, Q^2) + (1 - y)^2 x \bar{q}^{\text{CC}}(x, Q^2)] , \quad (66)$$

where

$$q^{\text{CC}}(x, Q^2) = \frac{u_v(x, Q^2) + d_v(x, Q^2)}{2} + \frac{u_s(x, Q^2) + d_s(x, Q^2)}{2} + s_s(x, Q^2) + b_s(x, Q^2), \quad (67)$$

and

$$\bar{q}^{\text{CC}}(x, Q^2) = \frac{u_s(x, Q^2) + d_s(x, Q^2)}{2} + c_s(x, Q^2) + t_s(x, Q^2). \quad (68)$$

In Eq. (66) we have omitted perturbative QCD corrections, which for $\sqrt{s} > 10^{3.4}$ GeV are insignificant. The average energy loss of this process is $\langle y \rangle \approx 0.2$. Duplicating this procedure, one can straightforwardly obtain the cross section for the neutral current neutrino-nucleon interaction,

$$\frac{d^2\sigma_{\nu N}^{\text{NC}}}{dx dy} = \frac{G_F^2 M E_\nu}{2\pi} \left(\frac{m_Z^2}{Q^2 + m_Z^2} \right)^2 [x q^{\text{NC}}(x, Q^2) + (1 - y)^2 x \bar{q}^{\text{NC}}(x, Q^2)] , \quad (69)$$

where the quark densities are given by

$$\begin{aligned} q^{\text{NC}}(x, Q^2) = & \left[\frac{u_v(x, Q^2) + d_v(x, Q^2)}{2} \right] [(g_V^d + g_A^d)^2 + (g_V^u + g_A^u)^2] \\ & + 2 \left[\frac{u_s(x, Q^2) + d_s(x, Q^2)}{2} \right] [(g_V^d)^2 + (g_A^d)^2 + (g_V^u)^2 + (g_A^u)^2] \\ & + 2[s_s(x, Q^2) + b_s(x, Q^2)] [(g_V^d)^2 + (g_A^d)^2] \\ & + 2[c_s(x, Q^2) + t_s(x, Q^2)] [(g_V^u)^2 + (g_A^u)^2], \end{aligned} \quad (70)$$

and

$$\begin{aligned}
\bar{q}^{NC}(x, Q^2) = & \left[\frac{u_v(x, Q^2) + d_v(x, Q^2)}{2} \right] [(g_V^d - g_A^d)^2 + (g_V^u - g_A^u)^2] \\
& + 2 \left[\frac{u_s(x, Q^2) + d_s(x, Q^2)}{2} \right] [(g_V^d)^2 + (g_A^d)^2 + (g_V^u)^2 + (g_A^u)^2] \\
& + 2[s_s(x, Q^2) + b_s(x, Q^2)] [(g_V^d)^2 + (g_A^d)^2] \\
& + 2[c_s(x, Q^2) + t_s(x, Q^2)] [(g_V^u)^2 + (g_A^u)^2].
\end{aligned} \tag{71}$$

Here, $m_Z \simeq 91.187$ GeV is the mass of the neutral intermediate boson and

$$g_V^d = -\frac{1}{2} + \frac{2}{3} \sin^2 \theta_W, \quad g_A^d = -\frac{1}{2}, \tag{72}$$

$$g_V^u = \frac{1}{2} - \frac{4}{3} \sin^2 \theta_W, \quad g_A^u = \frac{1}{2}, \tag{73}$$

are the vector and axial-vector couplings for down- and up-type quarks, respectively; with $\sin^2 \theta_W \simeq 0.226$ the weak mixing parameter [136]. Similar calculations lead to the cross sections for $\bar{\nu}N$ scattering. For further details see *e.g.*, [241].

The $x - Q^2$ region probed by ultra high energy neutrinos,

$$x \sim \frac{m_W^2}{s \langle y \rangle} \sim 3.2 \times 10^4 \left(\frac{s}{\text{GeV}^2} \right)^{-1} \sim 10^{-7}, \tag{74}$$

is well beyond the region accessible by the HERA experiments (see Fig. 3). As we discussed in Sec. II, in the renormalization group-improved parton model, the structure functions are extrapolated to very low x considering leading order (LO), next to leading order (NLO), and/or double-leading-logarithmic evolution of DGLAP equations. Using the CTEQ4 pdf's [242] one finds [243]:

$$\sigma_{\nu N}^{\text{CC}} = 5.53 \left(\frac{E_\nu}{\text{GeV}} \right)^{0.363} \text{ pb}, \tag{75}$$

$$\sigma_{\nu N}^{\text{NC}} = 2.31 \left(\frac{E_\nu}{\text{GeV}} \right)^{0.363} \text{ pb}, \tag{76}$$

$$\sigma_{\bar{\nu} N}^{\text{CC}} = 5.52 \left(\frac{E_\nu}{\text{GeV}} \right)^{0.363} \text{ pb}, \tag{77}$$

and

$$\sigma_{\bar{\nu} N}^{\text{CC}} = 2.29 \left(\frac{E_\nu}{\text{GeV}} \right)^{0.363} \text{ pb}. \tag{78}$$

For $10^7 \text{ GeV} \lesssim E_\nu \lesssim 10^{12} \text{ GeV}$, these cross sections are correct to about 10%, which is smaller than the systematic uncertainties that cosmic ray experiments typically contend with. Note that the reason this uncertainty is small compared to the uncertainty in the cross section shown in Fig. 5 is a consequence of the existence of two viable models for cross section extrapolation in the case of pp interactions. Neutrino interaction lengths

$$L = 1.7 \times 10^7 \text{ kmwe} \left(\frac{\text{pb}}{\sigma_{(\bar{\nu}N)}^{\text{CN}}C} \right) \tag{79}$$

are therefore far larger than the Earth’s atmospheric depth, which is only 0.36 kmwe even when traversed horizontally. As a consequence, neutrino showers, unlike baryon or photon induced showers, can begin deep in the atmosphere. So, to obtain a clean signal of neutrino-induced showers one should be able to identify deeply developing cascades in the whole sample of EAS.

For large zenith angles ($\theta > 70^\circ$), an air shower initiated by a neutrino can be distinguished from that of an ordinary hadron by its shape. As discussed in Sec. III, baryons interact high in the atmosphere. Consequently, at ground level the electromagnetic part of these inclined showers is totally extinguished (more than 6 equivalent vertical atmospheres were gone through) and only the muon channel survives. Besides, the shower front is extremely flat (radius of curvature > 100 km) and the particle time spread is very narrow ($\Delta t < 50$ ns). Since neutrinos can interact deeply in the atmosphere, they can initiate showers in the volume of air immediately above the detector. Therefore, quasi-horizontal showers initiated by neutrinos would still present a curved front (radius of curvature of a few km), with particles well spread over time, $\mathcal{O}(\mu s)$, allowing a good characterization of the cascade against background.

If the primaries are mainly electronic and muonic neutrinos, as expected from pion decays, two types of neutrino showers can be distinguished: “mixed” (with full energy) or “pure hadronic” (with reduced energy), respectively [244]. In the charged current interaction of a ν_e , an ultra high energy electron having about 80% of the ν_e energy is produced and initiates a large electromagnetic cascade parallel to the hadronic cascade. In contrast, the charged current interaction of a ν_μ produces a muon which is not easily detectable by existing experiments. In the presence of maximal ν_μ/ν_τ -mixing, ν_τ -showers must also be considered. The τ mean flight distance is $\sim 50E_\tau/(10^9 \text{ GeV})$ km, whereas the distance between the position of first impact and ground is ~ 30 km, hence only τ ’s with energy $\lesssim 10^{8.9}$ GeV will decay before reaching the ground. Since the τ is produced with about 80% of the ν_τ energy, showers initiated by ultra high energy ν_τ ’s will be indistinguishable from ν_μ showers.

Another interesting category of neutrino-related showers comprises events in which a neutrino skims the Earth, traveling at a low angle along a chord with length of order its interaction length. Some of these Earth-skimmers may be converted into charged leptons in the Earth’s crust. Unlike electrons that do not escape from rocks, at the energies of interest, muons and tau leptons travel up to $\mathcal{O}(10 \text{ km})$ inside the Earth. Although muons do not produce any visible signal in the atmosphere, taus can produce clear signals for both fluorescence eyes [245] and surface arrays [246] if they decay above the detector. The phenomenon would thus increase the ν -event rate and enhance the sensitivity of the PAO to neutrino fluxes.

Up to now we have only considered signals one might expect from Standard Model (SM) processes. Many scenarii with new physics beyond the electroweak scale, M_{EW} , have been proposed, some of which increase the weak interaction cross section (see *e.g.*, [247–250]), and hence would have observable implications. As an example of such SM extensions, we consider in the last part of this review a scenario which has generated a great deal of recent interest.

B. Neutrino interactions mediated by gravity

A promising route towards reconciling the apparent mismatch of the fundamental scales of particle physics and gravity is to modify the short distance behavior of gravity at scales much

larger than the Planck length. This can be accomplished in a straightforward manner [251–253] if one assumes that the SM fields are confined to a 4-dimensional world (corresponding to our apparent universe), while gravity lives in a higher dimensional space. One virtue of this assumption is that very large extra dimensions are allowed without conflicting with current experimental bounds, leading to a fundamental Planck mass much lower than its effective 4-dimensional value. In particular, if spacetime is taken as a direct product of a 4-dimensional spacetime and a flat spatial n -dimensional torus T^n (of common linear size $2\pi r_c$), one obtains a definite representation of this picture in which the effective 4-dimensional Planck scale, $M_{\text{Pl}} \sim 10^{19}$ GeV, is related to the fundamental scale of gravity, M_D , according to $M_{\text{Pl}}^2 = 8\pi M_D^{n+2} r_c^n$ [251]. Now, a straightforward calculation shows that, for $n = 1$, low-scale gravity within toroidal compactifications is excluded, as gravity would be modified at the scale of our solar system. Astrophysical constraints require $M_D \gg 10$ TeV for $n = 2, 3$ and $M_D \gtrsim 4$ TeV for $n = 4$ [254]. For $n \geq 5$, however, M_D may be as low as a TeV [255–259].

From our 4-dimensional point of view the massless graviton appears as an infinite tower of Kaluza–Klein (KK) modes, of which the lowest is the massless graviton itself, but the others are massive. The mass squared of each KK graviton mode reads, $m^2 = \sum_{i=1}^n \ell_i^2 / r_c^2$, where the mode numbers are $\ell_i \in \mathbb{Z}$. Note that the weakness of the gravitational interaction is partially compensated by the tower of KK modes that are exchanged: the square coupling M_{Pl}^{-2} of the graviton vertex is exactly cancelled by the large multiplicity of KK excitations $\sim s^{n/2} r_c^n$, so that the final product is $\sim s^{n/2} / M_D^{2+n}$. Indeed, if one includes in the interaction the brane Goldstone modes, a form factor $\sim e^{-m^2 / M_D^2}$ is introduced at each graviton vertex [260]. This exponential suppression, which parametrizes the effects of a finite brane tension, provides a dynamical cutoff in the (otherwise divergent) sum over all KK contributions to a given scattering amplitude. Altogether, one may wonder whether the rapid growth of the cross section with energy in neutrino-nucleon reactions mediated by spin 2 particles carries with it observable deviations from SM predictions.¹¹

A simple Born approximation to the elastic neutrino-parton cross section (which underlies the total neutrino-proton cross section) leads, without modification, to $\hat{\sigma}_{\text{el}} \sim \hat{s}^2$ [261, 262]. Unmodified, this behavior by itself eventually violates unitarity. This may be seen either by examining the partial waves of this amplitude, or by studying the high energy Regge behavior of an amplitude $A_R(\hat{s}, \hat{t}) \propto \hat{s}^{\alpha(\hat{t})}$ with spin-2 Regge pole, *viz.*, intercept $\alpha(0) = 2$. For the latter, the elastic cross section is given by

$$\frac{d\hat{\sigma}_{\text{el}}}{d\hat{t}} \sim \frac{|A_R(\hat{s}, \hat{t})|^2}{\hat{s}^2} \sim \hat{s}^{2\alpha(0)-2} \sim \hat{s}^2, \quad (80)$$

whereas the total cross section reads as

$$\hat{\sigma}_{\text{tot}} \sim \frac{\Im[A_R(\hat{s}, 0)]}{\hat{s}} \sim \hat{s}^{\alpha(0)-1} \sim \hat{s}, \quad (81)$$

so that eventually, $\hat{\sigma}_{\text{el}} > \hat{\sigma}_{\text{tot}}$ [263]. Eikonal unitarization schemes modify these behaviors. Specifically, for large impact parameter, a single Regge pole exchange amplitude yields $\hat{\sigma}_{\text{tot}} \sim \ln^2(\hat{s}/s_0)$ [264]. For short impact parameters, partial wave unitarity is a tall order as

¹¹ In what follows we only take into account KK excitations on the gravity sector without considering string recurrences of any other field. For a treatment of the latter see *e.g.*, [249].

corrections to the eikonal amplitude are expected to become important. Note that graviton self interactions carry factors of \hat{t} associated to the vertices, and thus as \hat{t} increases, so too does the attraction among the scattered particles. Eventually it is expected that gravitational collapse to a black hole (BH) will take place, absorbing the initial state in such a way that short distance effects will be screened by the appearance of a horizon [265–268].¹²

According to the Thorne’s hoop conjecture [270], a BH forms in a two-particle collision when and only when the impact parameter is smaller than the radius of a Schwarzschild BH of mass equal to $\sqrt{\hat{s}} \equiv \sqrt{xs}$. The conjecture thus predicts a total cross section for BH production proportional to the area subtended by a “hoop”

$$\hat{\sigma}_{BH} = F(n) \pi r_s^2(\sqrt{\hat{s}}) \quad (82)$$

of radius [271, 272]

$$r_s(\sqrt{\hat{s}}) = \frac{1}{M_D} \left[\frac{\sqrt{\hat{s}}}{M_D} \right]^{\frac{1}{1+n}} \left[\frac{2^n \pi^{(n-3)/2} \Gamma(\frac{n+3}{2})}{n+2} \right]^{\frac{1}{1+n}}, \quad (83)$$

where $F(n)$ is a constant of order unity. Recent progress has confirmed the validity of Eq. (82) and evaluated the dimension-dependent constant $F(n)$, analytically in four dimensions [273] and numerically in higher dimensions [274]. Of course, this work is purely in the framework of classical general relativity, and is expected to be valid for energies far above the Planck scale, for which curvature is small outside the horizon and strong quantum effects are hidden behind the horizon. Extending it to the planckian regime of center-of-mass energies close to M_D requires a better understanding of quantum gravity than we now possess. Thus it is important to impose a cutoff on the mass of microscopic BHs for which Eq. (82) can reasonably be expected to hold.

In the course of collapse a certain amount of energy is radiated in gravitational waves by the multipole moments of the incoming shock waves, leaving only a fraction $y \equiv M_{BH}/\sqrt{\hat{s}}$ available to Hawking evaporation, where M_{BH} is a *lower bound* on the final mass of the BH. This ratio depends on the classical impact parameter b , and so the inclusive production of BHs proceeds through different final states for different values of b . These final states are characterized by the fraction $y(z)$ of the initial parton center-of-mass energy which is trapped within the horizon. Here, $z = b/b_{\max}$, and $b_{\max}/r_s(\sqrt{\hat{s}})$ is given in Table II [274]. With a lower cutoff $M_{BH,\min}$ on the BH mass required for the validity of the semi-classical description, this implies a joint constraint

$$y(z) \sqrt{\hat{s}} \geq M_{BH,\min} \quad (84)$$

on the parameters x and z . Because of the monotonically decreasing nature of $y(z)$, Eq. (84) sets an *upper* bound $\bar{z}(x)$ on the impact parameter for fixed x . The corresponding parton-parton BH cross section is $\hat{\sigma}_{BH}(x) = \pi \bar{b}^2(x)$, where $\bar{b} = \bar{z} b_{\max}$. The total BH production cross section is then [259]

$$\sigma_{\nu N \rightarrow BH}(E_\nu, M_{BH,\min}, M_D) \equiv \int_{\frac{M_{BH,\min}^2}{y^2(0)s}}^1 dx \sum_i f_i(x, Q) \hat{\sigma}_{BH}(x), \quad (85)$$

¹² This paper does not purport to be a comprehensive review of TeV-scale gravity BHs; for an up-to-date and detailed discussion of the topic, the reader is referred to [269].

TABLE II: Gravitational collapse parameters.

n	2	3	4	5	6	7
$b_{\max}/r_s(\sqrt{\hat{s}})$	1.052	1.118	1.166	1.206	1.238	1.264
$F(n)$	1.341	1.515	1.642	1.741	1.819	1.883

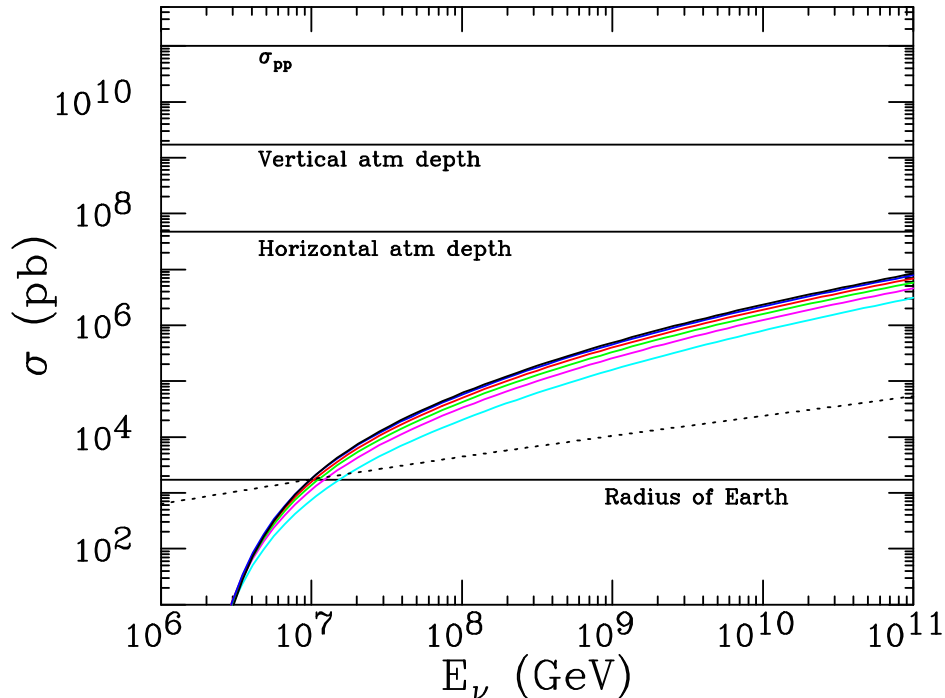


FIG. 22: Lower bounds on BH production cross sections for $n = 2, \dots, 7$ from below, assuming $M_D = 1$ TeV and $x_{\min} = 1$. Energy loss has been included according to Eq. (85). The SM cross section $\sigma_{\nu N}^{\text{CC}}$, as given in Eq. (75), is indicated by the dotted line. The typical range of pp interactions, as well as cross sections required for shower triggering in different characteristic targets are also shown for comparison. This figure is courtesy of Jonathan Feng.

where i labels parton species and the $f_i(x, Q)$ are pdf's (to derived the BH production cross sections shown in Fig. 22 we used the CTEQ6M pdf's [275, 276]). The momentum scale Q is taken as r_s^{-1} , which is a typical momentum transfer during the gravitational collapse [277]. In contrast to SM processes, BH production is not suppressed by perturbative couplings and is enhanced by the sum over all partons, particularly the gluon.

Subsequent to formation, the BH proceeds to decay dominantly through radiation of standard SM particles on the 3-brane [278]. This occurs because the SM particles live on the brane, so that the relevant phase space for BH decay into these fields is governed by the 4-dimensional projection of the horizon area of the $(4 + n)$ -dimensional BH, and by the Hawking temperature which is common to bulk and brane. Modulo some grey body factors [279–281], the dominance of the SM radiation is a result of the much larger number of degrees of freedom.

The choice of a lower limit of integration in Eq. (85) requires additional explanation.

This limit determines the minimum mass for BHs that will be included in the calculation. The semiclassical description outlined above is only reliable when the energy of the emitted particle is small compared to the BH mass, because it is only under this condition that both the gravitational field of the brane and the back reaction of the metric during the emission process can be safely neglected [282]. Since the total number of particles emitted by the BH is roughly equal to its entropy,

$$S = \frac{4\pi M_{\text{BH}} r_s(M_{\text{BH}})}{n+2}, \quad (86)$$

the criterion we employ is to assume that the BH has an entropy $S \gg 1$. For $x_{\text{min}} \equiv M_{\text{BH,min}}/M_D > 3$ and $n \geq 5$, one finds $S > 10$, so that most of the decay process can be well described within the semiclassical approximation. Moreover, the string cross section derived [283] from the Virasoro-Shapiro amplitude is expected to be considerably larger than that given in Eq. (82), and so it may be reasonable even to take x_{min} as low as 1, for which $S \gtrsim 3$ [284].

Although the BH production cross section, $\mathcal{O}(M_{\text{EW}}^{-1})$, is about 5 orders of magnitude smaller than QCD cross sections, $\mathcal{O}(\Lambda_{\text{QCD}}^{-1})$, one of the most startling predictions of TeV-scale gravity theories is that at the LHC, BH events could be filtered out of the QCD background, both in pp [266, 267] (see also [285–290]) as well as in PbPb [291] collisions. At energies of interest, however, the cosmic ray luminosity, $L \sim 10^{-24} \text{ cm}^{-2} \text{ s}^{-1}$, is about 50 orders of magnitude smaller than the LHC luminosity, thus making it futile to hunt for BHs in baryonic cosmic rays. On the other hand, as can be seen in Fig. 22, although greatly reduced by the cross section for BH production, neutrino interaction lengths are still far larger than the Earth’s atmospheric depth. Neutrinos therefore would produce BHs with roughly equal probability at any point in the atmosphere. As a result, the light descendants of the BH may initiate low-altitude, quasi-horizontal showers at rates significantly higher than SM predictions. Because of these considerations the atmosphere provides a buffer against contamination by mismeasured baryons (for which the electromagnetic channel is filtered out) allowing a good characterization of BH-induced showers when $S \gg 1$ [292–296].¹³ Furthermore, a similar technique to that employed in discriminating between photon and hadron showers can be applied to isolate BH mediated showers from neutrino SM events [300]. Specifically, if an anomalously large quasi-horizontal deep shower rate is found, it may be ascribed to either an enhancement of the incoming neutrino flux, or an enhancement in the neutrino-nucleon cross section. However, these two possibilities may be distinguished by separately binning events which arrive at very small angles to the horizontal, the so-called “Earth-skimming” events. An enhanced flux will increase both quasi-horizontal and Earth-skimming event rates, whereas a large BH cross section suppresses the latter, because the hadronic decay products of BH evaporation do not escape the Earth’s crust.

In summary, the signal for ultra high energy neutrinos is quasi-horizontal giant air showers initiated deep in the atmosphere: showers with large electromagnetic components, curved fronts, and signals well spread over time. These shower characteristics are easily differentiated from EAS initiated by baryons or photons. The low target density for neutrino interactions provided by the atmosphere must be compensated by monitoring large areas at the Earth’s surface. In particular, the PAO will have an acceptance exceeding 1 km^3

¹³ Additionally, neutrinos that traverse the atmosphere unscathed may produce BHs through interactions in the ice or water and be detected by neutrino telescopes [297–299].

of water for $E_\nu \gtrsim 10^8$ GeV, and thus will be able to search for extraterrestrial sources of ultra high energy neutrinos. Moreover, this observatory holds great promise for probing physics beyond the SM. An optimist might even imagine the discovery of microscopic BHs, the telltale signature of the universe’s unseen dimensions.

VI. EAS IN A NUTSHELL

In this article, we have reviewed the general properties and techniques for modelling air showers initiated by ultra high energy particles interacting in the Earth’s atmosphere.

The incidence of a single high energy particle on the upper atmosphere gives rise to a roughly conical cascade of particles which reaches the Earth in the form of a giant “saucer” traveling at nearly the speed of light. The number of secondaries in the cascade readily increases through subsequent generations of particle interactions. Because of the prompt decay of neutral pions, about 30% of the energy in each generation is transferred to an electromagnetic cascade. Roughly speaking, at 10^{11} GeV, baryons and charged pions have interaction lengths of the order of 40 g/cm^2 , increasing to about 60 g/cm^2 at 10^7 GeV. Additionally, below 10^{10} GeV, photons, electrons, and positrons have mean interaction lengths of 37 g/cm^2 , whereas above this critical energy the competing LPM and geomagnetic effects lead to interaction lengths between $45 - 60 \text{ g/cm}^2$. Altogether, the atmosphere acts as a natural colorimeter with variable density, providing a vertical thickness of 26 radiation lengths and about 15 interaction lengths. Amusingly, this is not too different from the number of radiation and interaction lengths at the LHC detectors.¹⁴

The number of muons does not increase linearly with energy, because of the previously mentioned pionization process: at higher energy more generations are required to cool the pions to the point where they are likely to decay before interaction. Production of extra generations results in a larger fraction of the energy being lost to the electromagnetic cascade, and hence a smaller fraction of the original energy being delivered to the π^\pm . Ultimately, about 90% of the primary particle’s energy is dissipated in the electromagnetic cascade. The remaining energy is carried by hadrons, as well as muons and neutrinos produced in π^\pm decays.

By the time they reach the ground, relatively vertical showers have evolved fronts with a curvature radius of a few km, and far from the shower core their constituent particles are well spread over time, typically of the order of a few microseconds. For such a shower both the muon component and a large portion of the electromagnetic component survive to reach the ground, and their lateral distributions can be accurately parametrized. Although the lateral distribution function depends on the experiment, surface measurements of both gamma- and baryon-induced showers can be fitted with NKG-like formulae. From this distribution the primary energy can be determined.

For inclined showers the electromagnetic component is absorbed long before reaching the ground, as it has passed through the equivalent of several vertical atmospheres: 2 at a zenith angle of 60° , 3 at 70° , and 6 at 80° . In these showers, only high energy muons created in the first few generations of particles survive past 2 equivalent vertical atmospheres. The rate of energy attenuation for muons is much smaller than it is for electrons, thus the shape of

¹⁴ For example, the CMS electromagnetic calorimeter is $\gtrsim 25$ radiation lengths deep, and the hadron calorimeter constitutes 11 interaction lengths.

the resulting shower front is very flat (with curvature radius above 100 km), and its time extension is very short (less than 50 ns). The damping of the electromagnetic component of the shower provides a means to search for both photon and neutrino primaries. In particular quasi-horizontal showers with electromagnetic components at the ground would suggest a deeply penetrating primary, such as the elusive ultra high energy neutrino.

As we have seen, the chief uncertainty in shower modelling arises from lack of definitive knowledge about the nature of hadronic interactions. This is because the center-of-mass energies involved in cosmic ray collisions are orders of magnitude beyond that achievable in present and foreseeable future experiments. Moreover, man-made accelerators are designed to probe QCD physics in the high transverse momentum region, and air shower physics is driven by interactions in the very forward direction. The analysis of extensive air showers then requires the extrapolation of hadronic interaction models more than 2 orders of magnitude in center-of-mass energy beyond the highest accelerator energies ($\sqrt{s} = 1.8$ TeV) to date. In fact, the required extrapolation is much greater than this because air showers involve nuclei as well as single hadrons both as targets and projectiles. Efforts towards improving our understanding of soft and semi-hard processes are clearly required.

The muon content of the shower tail is quite sensitive to the unknown details of hadronic physics at ultra high energies. This implies that attempts to extract composition information from measurements of muon content at ground level tend to be systematics dominated. There are, however, complimentary methods for uncovering the primary species which are less dependent on knowledge of the hadronic physics. One well-established method involves using fluorescence telescopes to determine the energy dependence of the depth of shower maximum, the so-called elongation rate, which is sensitive to the evolution of the primary composition with energy. Unfortunately, fluorescence detection has its own set of systematic uncertainties associated with the knowledge of atmospheric properties as a function of time. Future hybrid experiments, such as the PAO, will record events with simultaneous observation of particles reaching the ground and the shower profile in the atmosphere, and thus provide a new arsenal of data for controlling the systematic errors. Furthermore, the giant aperture of the array will generate an extensive air shower sample of unprecedented size, ushering in a golden age of cosmic ray physics.

Acknowledgments

We would like to thank Máximo Ave, Jim Cronin, Luis Epele, Jonathan Feng, Haim Goldberg, Francis Halzen, Johannes Knapp, Mónica Manceñido, Sergio Sciutto, Al Shapere, Alan Watson, Tom Weiler, and Tokonatsu Yamamoto for fruitful collaborations. We also acknowledge Albert de Roeck and our colleagues of the AUGER, L3, and D0 collaborations for many illuminating discussions. We are indebted to several collaborators mentioned above as well as Felix Aharonian, Greg Archbold, Karsten Eggert, Max Klein, Kenji Shinozaki, Hristofor Vankov, Enrique Zas, and the HiRes and AGASA collaborations for allowing us to use various figures from their papers in this review. This work has been supported, in part, by the US National Science Foundation (under grant No. PHY-0140407) and IFLP-

- [1] J. Linsley, Phys. Rev. Lett. **10**, 146 (1963).
- [2] D. J. Bird *et al.*, Astrophys. J. **441**, 144 (1995).
- [3] P. Sokolsky, P. Sommers and B. R. Dawson, Phys. Rept. **217**, 225 (1992).
- [4] S. Yoshida and H. Dai, J. Phys. G **24**, 905 (1998) [arXiv:astro-ph/9802294].
- [5] J. W. Cronin, Rev. Mod. Phys. **71**, S165 (1999).
- [6] M. Nagano and A. A. Watson, Rev. Mod. Phys. **72**, 689 (2000).
- [7] X. Bertou, M. Boratav and A. Letessier-Selvon, Int. J. Mod. Phys. A **15**, 2181 (2000) [arXiv:astro-ph/0001516].
- [8] A. A. Watson, Phys. Rept. **333**, 309 (2000).
- [9] J. W. Cronin, arXiv:astro-ph/0402487.
- [10] A. M. Hillas, Ann. Rev. Astron. Astrophys. **22**, 425 (1984).
- [11] P. L. Biermann, J. Phys. G **23**, 1 (1997).
- [12] P. Bhattacharjee and G. Sigl, Phys. Rept. **327**, 109 (2000) [arXiv:astro-ph/9811011].
- [13] V. A. Kuzmin and I. I. Tkachev, Phys. Rept. **320**, 199 (1999) [arXiv:hep-ph/9903542].
- [14] A. V. Olinto, Phys. Rept. **333**, 329 (2000) [arXiv:astro-ph/0002006].
- [15] L. Anchordoqui, T. Paul, S. Reucroft and J. Swain, Int. J. Mod. Phys. A **18**, 2229 (2003) [arXiv:hep-ph/0206072].
- [16] G. Sigl, Annals Phys. **303**, 117 (2003) [arXiv:astro-ph/0210049].
- [17] F. W. Stecker, J. Phys. G **29**, R47 (2003) [arXiv:astro-ph/0309027].
- [18] D. F. Torres and L. A. Anchordoqui, arXiv:astro-ph/0402371.
- [19] M. Nagano *et al.*, J. Phys. G **18**, 423 (1992).
- [20] A. N. Bunner, PhD Thesis, Cornell University, Ithaca, NY (1964).
- [21] M. Nagano, K. Kobayakawa, N. Sakaki and K. Ando, arXiv:astro-ph/0406474.
- [22] B. Keilhauer, J. Blumer, R. Engel, H. O. Klages and M. Risse, arXiv:astro-ph/0405048.
- [23] J. Linsley, L. Scarsi, and B. Rossi, Phys. Rev. Lett. **6**, 485 (1961).
- [24] M. A. Lawrence, R. J. Reid and A. A. Watson, J. Phys. G **17**, 733 (1991).
- [25] G. B. Khristiansen, Proc. of 19th International Cosmic Ray Conference, La Jolla **9**, 487 (1985).
- [26] M. M. Winn, J. Ulrichs, L. S. Peak, C. B. Mccusker and L. Horton, J. Phys. G **12**, 653 (1986).
- [27] N. Chiba *et al.*, Nucl. Instrum. Meth. A **311**, 338 (1992).
- [28] H. Ohoka *et al.*, [AGASA Collaboration], Nucl. Instrum. Meth. A **385**, 268 (1997).
- [29] R. M. Baltrusaitis *et al.*, Nucl. Instrum. Meth. A **240**, 410 (1985).
- [30] R. M. Baltrusaitis *et al.*, Nucl. Instrum. Meth. A **264**, 87 (1988).
- [31] T. Abu-Zayyad *et al.*, Nucl. Instrum. Meth. A **450**, 253 (2000).
- [32] J. Abraham *et al.* [AUGER Collaboration], Nucl. Instrum. Meth. A **523**, 50 (2004).
- [33] K. S. Capelle, J. W. Cronin, G. Parente and E. Zas, Astropart. Phys. **8**, 321 (1998) [astro-ph/9801313].
- [34] O. Catalano, Nuovo Cim. **24C**, 445 (2001).
- [35] L. Scarsi, Nuovo Cim. **24C**, 471 (2001).
- [36] M. Takeda *et al.*, Phys. Rev. Lett. **81**, 1163 (1998) [arXiv:astro-ph/9807193].
- [37] M. Takeda *et al.*, Astropart. Phys. **19**, 447 (2003) [arXiv:astro-ph/0209422].

- [38] K. Greisen, Phys. Rev. Lett. **16**, 748 (1966).
- [39] G. T. Zatsepin and V. A. Kuzmin, JETP Lett. **4**, 78 (1966) [Pisma Zh. Eksp. Teor. Fiz. **4**, 114 (1966)].
- [40] T. Abu-Zayyad *et al.* [HiRes Collaboration], arXiv:astro-ph/0208301.
- [41] D. J. Bird *et al.* [HiRes Collaboration], Astrophys. J. **424**, 491 (1994).
- [42] D. De Marco, P. Blasi and A. V. Olinto, Astropart. Phys. **20**, 53 (2003) [arXiv:astro-ph/0301497].
- [43] L. A. Anchordoqui, C. Hojvat, T. P. McCauley, T. C. Paul, S. Reucroft, J. D. Swain and A. Widom, Phys. Rev. D **68**, 083004 (2003) [arXiv:astro-ph/0305158].
- [44] R. Abbasi *et al.* [HiRes Collaboration], arXiv:astro-ph/0309457.
- [45] N. Hayashida *et al.*, Phys. Rev. Lett. **77**, 1000 (1996).
- [46] N. Hayashida *et al.* [AGASA Collaboration], arXiv:astro-ph/0008102.
- [47] R. U. Abbasi *et al.* [HiRes Collaboration], arXiv:astro-ph/0404137.
- [48] R. U. Abbasi *et al.* [HiRes Collaboration], arXiv:astro-ph/0404366.
- [49] C. B. Finley and S. Westerhoff, Astropart. Phys. **21**, 359 (2004) [arXiv:astro-ph/0309159].
- [50] A. Capella, U. Sukhatme, C. I. Tan and J. Tran Thanh Van, Phys. Rept. **236**, 225 (1994).
- [51] E. Predazzi, arXiv:hep-ph/9809454.
- [52] D. Cline, F. Halzen and J. Luthe, Phys. Rev. Lett. **31**, 491 (1973).
- [53] S. D. Ellis and M. B. Kislinger, Phys. Rev. D **9**, 2027 (1974).
- [54] F. Halzen, Nucl. Phys. B **92**, 404 (1975).
- [55] T. K. Gaisser and F. Halzen, Phys. Rev. Lett. **54**, 1754 (1985).
- [56] G. Pancheri and C. Rubbia, Nucl. Phys. A **418**, 117C (1984).
- [57] G. Pancheri and Y. Srivastava, Phys. Lett. B **159**, 69 (1985).
- [58] G. Pancheri and Y. N. Srivastava, Phys. Lett. B **182**, 199 (1986).
- [59] C. Albajar *et al.* [UA1 Collaboration], Nucl. Phys. B **309**, 405 (1988).
- [60] C. Adloff *et al.* [H1 Collaboration], Eur. Phys. J. C **21**, 33 (2001) [arXiv:hep-ex/0012053].
- [61] G. Ingelman and P. E. Schlein, Phys. Lett. B **152**, 256 (1985).
- [62] L. Alvero, J. C. Collins, J. Terron and J. J. Whitmore, Phys. Rev. D **59**, 074022 (1999) [arXiv:hep-ph/9805268].
- [63] V. N. Gribov and L. N. Lipatov, Yad. Fiz. **15**, 1218 (1972) [Sov. J. Nucl. Phys. **15**, 675 (1972)].
- [64] V. N. Gribov and L. N. Lipatov, Yad. Fiz. **15**, 781 (1972) [Sov. J. Nucl. Phys. **15**, 438 (1972)].
- [65] Y. L. Dokshitzer, Sov. Phys. JETP **46**, 641 (1977) [Zh. Eksp. Teor. Fiz. **73**, 1216 (1977)].
- [66] G. Altarelli and G. Parisi, Nucl. Phys. B **126**, 298 (1977).
- [67] H. Abramowicz and A. Caldwell, Rev. Mod. Phys. **71**, 1275 (1999) [arXiv:hep-ex/9903037].
- [68] R. Engel, Nucl. Phys. Proc. Suppl. **122**, 40 (2003).
- [69] L. V. Gribov, E. M. Levin and M. G. Ryskin, Phys. Rept. **100**, 1 (1983).
- [70] J. Kwiecinski and A. D. Martin, Phys. Rev. D **43**, 1560 (1991).
- [71] R. J. Glauber and G. Matthiae, Nucl. Phys. B **21**, 135 (1970).
- [72] P. L'Heureux, B. Margolis and P. Valin, Phys. Rev. D **32**, 1681 (1985).
- [73] L. Durand and H. Pi, Phys. Rev. Lett. **58**, 303 (1987).
- [74] L. Durand and H. Pi, Phys. Rev. D **38**, 78 (1988).
- [75] M. M. Block and R. N. Cahn, Rev. Mod. Phys. **57**, 563 (1985).
- [76] K. A. Ter-Martirosyan, Phys. Lett. B **44**, 377 (1973).
- [77] V. A. Abramovsky, V. N. Gribov and O. V. Kancheli, Yad. Fiz. **18**, 595 (1973) [Sov. J. Nucl. Phys. **18**, 308 (1974)].

- [78] T. K. Gaisser and T. Stanev, Phys. Lett. B **219**, 375 (1989).
- [79] R. S. Fletcher, T. K. Gaisser, P. Lipari and T. Stanev, Phys. Rev. D **50**, 5710 (1994).
- [80] N. N. Kalmykov, S. S. Ostapchenko and A. I. Pavlov, Nucl. Phys. Proc. Suppl. **52B**, 17 (1997).
- [81] R. Engel, T. K. Gaisser, and T. Stanev, Proc. 27th International Cosmic Ray Conference, Hamburg, 431 (2001).
- [82] F. Abe *et al.* [CDF Collaboration], Phys. Rev. D **56**, 3811 (1997).
- [83] G. Calucci and D. Treleani, Phys. Rev. D **60**, 054023 (1999) [arXiv:hep-ph/9902479].
- [84] L. A. Anchordoqui, M. T. Dova, L. N. Epele and S. J. Sciutto, Phys. Rev. D **59**, 094003 (1999) [arXiv:hep-ph/9810384].
- [85] L. A. Anchordoqui, M. T. Dova and S. J. Sciutto, Proc. 26th International Cosmic Ray Conference, Salt Lake City **1**, 147 (1999) [arXiv:hep-ph/9905248].
- [86] J. Alvarez-Muniz, R. Engel, T. K. Gaisser, J. A. Ortiz and T. Stanev, Phys. Rev. D **66**, 033011 (2002) [arXiv:astro-ph/0205302].
- [87] R. Engel and H. Rebel, Acta Phys. Polon. B **35**, 321 (2004).
- [88] M. Froissart, Phys. Rev. **123**, 1053 (1961).
- [89] U. Amaldi and K. R. Schubert, Nucl. Phys. B **166**, 301 (1980).
- [90] M. M. Block, F. Halzen and T. Stanev, Phys. Rev. D **62**, 077501 (2000) [arXiv:hep-ph/0004232].
- [91] M. Honda *et al.*, Phys. Rev. Lett. **70**, 525 (1993).
- [92] R. M. Baltrusaitis *et al.*, Phys. Rev. Lett. **52**, 1380 (1984).
- [93] T. K. Gaisser, U. Sukhatme and G. B. Yodh, Phys. Rev. D **36**, 1350 (1987).
- [94] B. Z. Kopeliovich, N. N. Nikolaev and I. K. Potashnikova, Phys. Rev. D **39**, 769 (1989).
- [95] N. N. Nikolaev, Phys. Rev. D **48**, 1904 (1993) [arXiv:hep-ph/9304283].
- [96] M. M. Block, F. Halzen and T. Stanev, Phys. Rev. Lett. **83**, 4926 (1999) [arXiv:hep-ph/9908222].
- [97] J. Ranft, Phys. Rev. D **51**, 64 (1995).
- [98] G. Bossard *et al.*, Phys. Rev. D **63**, 054030 (2001) [arXiv:hep-ph/0009119].
- [99] R. Engel, T. K. Gaisser, T. Stanev and P. Lipari, Proc. 26th International Cosmic Ray Conference, Salt Lake City **1**, 415 (1999).
- [100] D. Heck, Proc. 27th International Cosmic Ray Conference, Hamburg, 233 (2001).
- [101] S. Roesler, R. Engel and J. Ranft, arXiv:hep-ph/0012252.
- [102] T. Sjostrand, Int. J. Mod. Phys. A **3**, 751 (1988).
- [103] J. Engel, T. K. Gaisser, T. Stanev and P. Lipari, Phys. Rev. D **46**, 5013 (1992).
- [104] A. B. Kaidalov, K. A. Ter-Martirosian and Y. M. Shabelski, Sov. J. Nucl. Phys. **43**, 822 (1986) [Yad. Fiz. **43**, 1282 (1986)].
- [105] J. E. Elias, W. Busza, C. Halliwell, D. Luckey, P. Swartz, L. Votta and C. Young, Phys. Rev. D **22**, 13 (1980).
- [106] A. Bialas, M. Bleszynski and W. Czyz, Nucl. Phys. B **111**, 461 (1976).
- [107] X. N. Wang and M. Gyulassy, Phys. Rev. Lett. **86**, 3496 (2001) [arXiv:nucl-th/0008014].
- [108] K. J. Eskola, K. Kajantie and K. Tuominen, Phys. Lett. B **497**, 39 (2001) [arXiv:hep-ph/0009246].
- [109] I. G. Bearden *et al.* [BRAHMS Collaboration], Phys. Rev. Lett. **88**, 202301 (2002) [arXiv:nucl-ex/0112001].
- [110] K. Adcox *et al.* [PHENIX Collaboration], Phys. Rev. Lett. **86**, 3500 (2001) [arXiv:nucl-ex/0012008].

- [111] S. R. Klein, Nucl. Phys. Proc. Suppl. **122**, 76 (2003) [arXiv:astro-ph/0211018].
- [112] J. Dias de Deus and R. Ugoccioni, Phys. Lett. B **491**, 253 (2000) [arXiv:hep-ph/0008086].
- [113] J. Dias de Deus and R. Ugoccioni, Phys. Lett. B **494**, 53 (2000) [arXiv:hep-ph/0009288].
- [114] M. A. Braun, C. Pajares and J. Ranft, Int. J. Mod. Phys. A **14**, 2689 (1999) [arXiv:hep-ph/9707363].
- [115] M. A. Braun and C. Pajares, Eur. Phys. J. C **16**, 349 (2000) [arXiv:hep-ph/9907332].
- [116] M. A. Braun, F. Del Moral and C. Pajares, Phys. Rev. C **65**, 024907 (2002) [arXiv:hep-ph/0105263].
- [117] B. B. Back *et al.* [PHOBOS Collaboration], arXiv:nucl-ex/0311009.
- [118] F. W. Bopp, J. Ranft, R. Engel and S. Roesler, arXiv:hep-ph/0403084.
- [119] L. R. Evans, CERN-LHC-PROJECT-REPORT-303 *Invited talk at IEEE Particle Accelerator Conference (PAC 99), New York, New York, 29 Mar - 2 Apr 1999.*
- [120] K. Eggert, Nucl. Phys. Proc. Suppl. **122**, 447 (2003).
- [121] TOTEM Collaboration, *Total cross-section, elastic scattering and diffraction dissociation at LHC*, Technical Proposal, CERN/LHCC 99-7, 1999.
- [122] TOTEM Technical Design Report, CERN-LHCC-2004-002.
- [123] G. Matthiae, Nucl. Phys. Proc. Suppl. **99A**, 281 (2001).
- [124] P. Lipari, Nucl. Phys. Proc. Suppl. **122**, 133 (2003) [arXiv:astro-ph/0301196].
- [125] C. Augier *et al.* [UA4/2 Collaboration], Phys. Lett. B **315**, 503 (1993).
- [126] M. Rijssenbeek, Nucl. Phys. Proc. Suppl. **122**, 459 (2003).
- [127] L. W. Jones, Nucl. Phys. Proc. Suppl. **122**, 433 (2003).
- [128] R. Engel, Nucl. Phys. Proc. Suppl. **122**, 437 (2003) [arXiv:hep-ph/0212340].
- [129] G. Schatz, Nucl. Phys. Proc. Suppl. **122**, 462 (2003).
- [130] D. Heck, Nucl. Phys. Proc. Suppl. **122**, 451 (2003).
- [131] H. M. J. Barbosa, F. Catalani, J. A. Chinellato and C. Dobrigkeit, arXiv:astro-ph/0310234.
- [132] T. J. L. McComb, R. J. Protheroe and K. E. Turver, J. Phys. G **5**, 1613 (1979).
- [133] B. Rossi and K. Greisen, Rev. Mod. Phys. **13**, 240 (1941).
- [134] T. K. Gaisser, *Cosmic Rays and Particle Physics*, (Cambridge University Press, 1990).
- [135] H. Bethe and W. Heitler, Proc. Roy. Soc. Lond. A **146**, 83 (1934).
- [136] S. Eidelman *et al.* [Particle Data Group Collaboration], Phys. Lett. B **592**, 1 (2004).
- [137] B. Rossi, *High Energy Particles* (Prentice-Hall, Inc., Englewood Cliffs, NY, 1952).
- [138] R. C. Weast, *CRC Handbook of Chemistry and Physics*, (CRC Press, Boca Raton, FL, USA, 1981).
- [139] Y. S. Tsai, Rev. Mod. Phys. **46**, 815 (1974) [Erratum Rev. Mod. Phys. **49**, 421 (1977)].
- [140] L. D. Landau and I. Pomeranchuk, Dokl. Akad. Nauk Ser. Fiz. **92**, 535 (1953).
- [141] A. B. Migdal, Phys. Rev. **103**, 1811 (1956).
- [142] T. Stanev, C. Vankov, R. E. Streitmatter, R. W. Ellsworth and T. Bowen, Phys. Rev. D **25**, 1291 (1982).
- [143] P. L. Anthony *et al.* [SLAC-E-146 Collaboration], Phys. Rev. D **56**, 1373 (1997) [arXiv:hep-ex/9703016].
- [144] S. Klein, Rev. Mod. Phys. **71**, 1501 (1999) [arXiv:hep-ph/9802442].
- [145] J. Alvarez-Muniz and E. Zas, Phys. Lett. B **411**, 218 (1997) [arXiv:astro-ph/9706064].
- [146] J. Alvarez-Muniz and E. Zas, Phys. Lett. B **434**, 396 (1998) [arXiv:astro-ph/9806098].
- [147] A. N. Cillis, H. Fanchiotti, C. A. Garcia Canal and S. J. Sciutto, Phys. Rev. D **59**, 113012 (1999) [arXiv:astro-ph/9809334].
- [148] J. N. Capdevielle, C. Le Gall and K. N. Sanosian, Astropart. Phys. **13**, 259 (2000).

- [149] A. V. Plyasheshnikov and F. A. Aharonian, J. Phys. G **28**, 267 (2002) [arXiv:astro-ph/0107592].
- [150] S. J. Sciutto, arXiv:astro-ph/9911331.
- [151] T. Erber, Rev. Mod. Phys. **38**, 626 (1966).
- [152] B. Mcbreen and C. J. Lambert, Phys. Rev. D **24**, 2536 (1981).
- [153] X. Bertou, P. Billoir and S. Dagoret-Campagne, Astropart. Phys. **14**, 121 (2000).
- [154] H. P. Vankov, N. Inoue and K. Shinozaki, Phys. Rev. D **67**, 043002 (2003) [arXiv:astro-ph/0211051].
- [155] W. Heitler. *The Quantum Theory of Radiation*, 2nd. Edition, (Oxford University Press, London, 1944).
- [156] D. Heck, G. Schatz, T. Thouw, J. Knapp and J. N. Capdevielle, FZKA-6019 (1998).
- [157] J. Knapp, D. Heck, S. J. Sciutto, M. T. Dova and M. Risse, Astropart. Phys. **19**, 77 (2003) [arXiv:astro-ph/0206414].
- [158] H. J. Drescher and G. R. Farrar, Phys. Rev. D **67**, 116001 (2003) [arXiv:astro-ph/0212018].
- [159] H. J. Drescher and G. R. Farrar, Astropart. Phys. **19**, 235 (2003) [arXiv:hep-ph/0206112].
- [160] K. Kamata and J. Nishimura, Progr. Theor. Phys. Suppl. **6**, 93 (1958).
- [161] K. Greisen, Ann. Rev. Nucl. Sci. **10**, 63 (1960).
- [162] M. T. Dova, L. N. Epele and A. G. Mariazzi, Astropart. Phys. **18**, 351 (2003) [arXiv:astro-ph/0110237].
- [163] J. Linsley, Proc. 13th International Cosmic Ray Conference, Denver **5**, 3212 (1973).
- [164] C. Aguirre et al, Proc. 13th International Cosmic Ray Conference, Denver **4**, 2592 (1973).
- [165] N. A. Porter, Proc. 13th International Cosmic Ray Conference, Denver **5**, 3657 (1973).
- [166] S. Kawaguchi, K. Suga and H. Sakuyama, Proc. 14th International Cosmic Ray Conference, Munich **8**, 2826 (1975).
- [167] M. Nagano *et al.*, J. Phys. Soc. Jap. **53**, 1667 (1984).
- [168] S. Yoshida *et al.*, J. Phys. G **20**, 651 (1994).
- [169] A.V. Glushkov et al, Proc. 25th International Cosmic Ray Conference, Durban **6**, 233 (1997).
- [170] R.N. Coy et al., Astropart. Phys. **6**, 263 (1997).
- [171] M. F. Bourdeau, J. N. Capdevielle and J. Procureur, J. Phys. G **6**, 901 (1980).
- [172] A. V. Plyasheshnikov, A. A. Lagutin, and V. V. Uchaikin, Proc. 16th International Cosmic Ray Conference, Kyoto **7**, 1 (1979).
- [173] M. Roth [AUGER Collaboration], arXiv:astro-ph/0308392.
- [174] X. Bertou and P. Billoir, Auger Note (GAP-2000-017) www.auger.org/admin.
- [175] M. T. Dova, L. N. Epele and A. Mariazzi, Nuovo Cim. **24C**, 745 (2001).
- [176] A. Cillis and S. J. Sciutto, J. Phys. G **26**, 309 (2000).
- [177] M. Ave, R. A. Vazquez, E. Zas, J. A. Hinton and A. A. Watson, Astropart. Phys. **14**, 109 (2000) [arXiv:astro-ph/0003011].
- [178] L. Anchordoqui and H. Goldberg, Phys. Lett. B **583**, 213 (2004) [arXiv:hep-ph/0310054].
- [179] A. N. Cillis and S. J. Sciutto, Phys. Rev. D **64**, 013010 (2001) [arXiv:astro-ph/0010488].
- [180] C. Adloff *et al.* [H1 Collaboration], Nucl. Phys. B **497**, 3 (1997) [arXiv:hep-ex/9703012].
- [181] M. Derrick *et al.* [ZEUS Collaboration], Phys. Lett. B **293**, 465 (1992).
- [182] S. N. Vernov, G. B. Khristiansen, A. T. Abrasimov, V. B. Atrashkevitch, I. F. Beljaeva, G. V. Kulikov, K. V. Mandritskaya, K. B. Solovjeva, and B. A. Khrenov, Can. J. Phys. **46**, s197 (1968).
- [183] A.M. Hillas *et al.*, Acta Phys. Acad. Sci. Hung. **29** Suppl. 3, 533 (1970).
- [184] R. G. Brownlee *et al.*, Acta Phys. Acad. Sci. Hung. **29** Suppl. 3, 651 (1970).

- [185] T. Antoni *et al.* [KASCADE Collaboration], *Astropart. Phys.* **14**, 245 (2001) [arXiv:astro-ph/0004233].
- [186] S. Alessio, H. Bilokon, B. D’Ettorre Piazzoli, G. Mannocchi, P. Picchi and K. Sitte, *Nuovo Cim. C* **3**, 573 (1980).
- [187] G. Bosia, G. Navarra, O. Saavedra and E. Bohm, *Nuovo Cim. C* **3**, 215 (1980).
- [188] L. Bergamasco, M. Castagnoli, M. Dardo, B. D’Ettorre Piazzoli, G. Mannocchi, P. Pichi, R. Visentin and K. Sitte *Nuovo Cim. A* **34**, 613 (1976).
- [189] M. Ave, R. A. Vazquez and E. Zas, *Astropart. Phys.* **14**, 91 (2000) [arXiv:astro-ph/0011490].
- [190] A. M. Hillas, J. D. Hollows, H. W. Hunter, and D. J. Marsden, *Proc. 12th International Cosmic Ray Conference, Hobart* **3**, 1007 (1971).
- [191] A. M. Hillas, D. J. Marsden, J. D. Hollows, and H. W. Hunter, *Proc. 12th International Cosmic Ray Conference, Hobart* **3**, 1001 (1971).
- [192] M. Ave, J. A. Hinton, R. A. Vazquez, A. A. Watson and E. Zas, *Phys. Rev. D* **65**, 063007 (2002) [arXiv:astro-ph/0110613].
- [193] J. Alvarez-Muniz, R. Engel, T. K. Gaisser, J. A. Ortiz and T. Stanev, *Phys. Rev. D* **66**, 123004 (2002) [arXiv:astro-ph/0209117].
- [194] K. Shinozaki *et al.* [AGASA Collaboration], *Proc. 28th International Cosmic Ray Conference, Tsukuba*, 401 (2003).
- [195] K. Shinozaki *et al.*, *Astrophys. J.* **571**, L117 (2002).
- [196] M. Ave, J. A. Hinton, R. A. Vazquez, A. A. Watson and E. Zas, *Phys. Rev. Lett.* **85**, 2244 (2000) [arXiv:astro-ph/0007386].
- [197] M. Ave, J. A. Hinton, R. A. Vazquez, A. A. Watson and E. Zas, *Astropart. Phys.* **18**, 367 (2003) [arXiv:astro-ph/0112071].
- [198] M. Ave, J. A. Hinton, R. A. Vazquez, A. A. Watson and E. Zas, *Phys. Rev. D* **67**, 043005 (2003) [arXiv:astro-ph/0208228].
- [199] T. K. Gaisser and A. M. Hillas. *Proc. of 15th International Cosmic Ray Conference, Plovdiv* **8**, 353 (1977).
- [200] G. Archbold *et al.* *Proc. 28th International Cosmic Ray Conference, Tsukuba*, 405 (2003) .
- [201] J. Linsley. *Proc. 15th International Cosmic Ray Conference, Plovdiv* **12**, 89 (1977).
- [202] J. Linsley and A. A. Watson, *Phys. Rev. Lett.* **46**, 459 (1981).
- [203] D. J. Bird *et al.* [HiRes Collaboration], *Phys. Rev. Lett.* **71**, 3401 (1993).
- [204] T. Abu-Zayyad *et al.* [HiRes Collaboration], *Phys. Rev. Lett.* **84**, 4276 (2000) [arXiv:astro-ph/9911144].
- [205] T. Abu-Zayyad *et al.* [HiRes-MIA Collaboration], *Astrophys. J.* **557**, 686 (2001) [arXiv:astro-ph/0010652].
- [206] F. Arqueros *et al.* [HEGRA Collaboration], *Astron. Astrophys.* **359**, 682 (2000). [arXiv:astro-ph/9908202].
- [207] J. W. Fowler, L. F. Fortson, C. C. H. Jui, D. B. Kieda, R. A. Ong, C. L. Pryke and P. Sommers, *Astropart. Phys.* **15**, 49 (2001) [arXiv:astro-ph/0003190].
- [208] S. P. Swordy and D. B. Kieda, *Astropart. Phys.* **13**, 137 (2000). [arXiv:astro-ph/9909381].
- [209] J. E. Dickinson *et al.*, *Proc. 26th International Cosmic Ray Conference, Salt Lake City* **3**, 136 (1999).
- [210] S. Knurenko *et al.*, *Proc. 27th International Cosmic Ray Conference, Hamburg*, 177 (2001).
- [211] M. Ave, L. Cazon, J. A. Hinton, J. Knapp, J. LLoyd-Evans and A. A. Watson, *Astropart. Phys.* **19**, 61 (2003) [arXiv:astro-ph/0203150].
- [212] M. T. Dova, M. E. Mancenido, A. G. Mariazzi, T. P. McCauley and A. A. Watson,

- [arXiv:astro-ph/0312463].
- [213] M. T. Dova, M. E. Mancenido, A. G. Mariazzi, T. P. McCauley and A. A. Watson, arXiv:astro-ph/0305351.
 - [214] M. T. Dova, M. E. Mancenido, A. G. Mariazzi, T. P. McCauley and A. A. Watson, Nucl. Phys. Proc. Suppl. **122**, 235 (2003) [arXiv:astro-ph/0210464].
 - [215] J. Linsley, Proc. 15th International Cosmic Ray Conference, Plovdiv **12**, 56 (1977).
 - [216] J. Linsley, Proc. 15th International Cosmic Ray Conference, Plovdiv **12**, 52 (1977).
 - [217] A. A. Watson and J. G. Wilson, J. Phys. A **7**, 1199 (1974).
 - [218] R. Walker and A. A. Watson, J. Phys. G **7**, 1297 (1981).
 - [219] M. Ave, J. Knapp, M. Marchesini, M. Roth and A. A. Watson, Proc. 28th International Cosmic Ray Conference, Tsukuba, 349 (2003).
 - [220] A. A. Watson, arXiv:astro-ph/0312475.
 - [221] C.D. England, PhD Thesis, University of Leeds, UK, (1984).
 - [222] M. T. Dova [AUGER Collaboration], Proc. 28th International Cosmic Ray Conference, Tsukuba, 369 (2003) [arXiv:astro-ph/0308399].
 - [223] B. R. Dawson, R. Meyhandan and K. M. Simpson, Astropart. Phys. **9**, 331 (1998) [arXiv:astro-ph/9801260].
 - [224] T. K. Gaisser, F. Halzen and T. Stanev, Phys. Rept. **258**, 173 (1995) [Erratum-ibid. **271**, 355 (1996)] [arXiv:hep-ph/9410384].
 - [225] K. S. Hirata *et al.* [Kamiokande-II Collaboration], Phys. Rev. D **44**, 2241 (1991) [Erratum-ibid. D **45**, 2170 (1992)].
 - [226] K. Hirata *et al.* [KAMIOKANDE-II Collaboration], Phys. Rev. Lett. **58**, 1490 (1987).
 - [227] R. M. Bionta *et al.*, Phys. Rev. Lett. **58**, 1494 (1987).
 - [228] F. Halzen, Phys. Rept. **333**, 349 (2000).
 - [229] F. Halzen and D. Hooper, Rept. Prog. Phys. **65**, 1025 (2002) [arXiv:astro-ph/0204527].
 - [230] J. N. Bahcall, M. C. Gonzalez-Garcia and C. Pena-Garay, Phys. Rev. C **66**, 035802 (2002) [arXiv:hep-ph/0204194].
 - [231] J. N. Bahcall, V. Barger and D. Marfatia, Phys. Lett. B **534**, 120 (2002) [arXiv:hep-ph/0201211].
 - [232] J. F. Beacom, N. F. Bell, D. Hooper, S. Pakvasa and T. J. Weiler, Phys. Rev. Lett. **90**, 181301 (2003) [arXiv:hep-ph/0211305].
 - [233] J. F. Beacom, N. F. Bell, D. Hooper, S. Pakvasa and T. J. Weiler, Phys. Rev. D **68**, 093005 (2003) [arXiv:hep-ph/0307025].
 - [234] J. F. Beacom, N. F. Bell, D. Hooper, J. G. Learned, S. Pakvasa and T. J. Weiler, Phys. Rev. Lett. **92**, 011101 (2004) [arXiv:hep-ph/0307151].
 - [235] J. F. Beacom, N. F. Bell, D. Hooper, S. Pakvasa and T. J. Weiler, Phys. Rev. D **69**, 017303 (2004) [arXiv:hep-ph/0309267].
 - [236] L. A. Anchordoqui, H. Goldberg, F. Halzen and T. J. Weiler, Phys. Lett. B (to be published) arXiv:astro-ph/0311002.
 - [237] L. K. Resvanis, Nucl. Phys. Proc. Suppl. **122**, 24 (2003).
 - [238] S. L. Glashow, Phys. Rev. **118**, 316 (1960).
 - [239] R. Gandhi, C. Quigg, M. H. Reno and I. Sarcevic, arXiv:hep-ph/9510295.
 - [240] R. Gandhi, C. Quigg, M. H. Reno and I. Sarcevic, Astropart. Phys. **5**, 81 (1996) [arXiv:hep-ph/9512364].
 - [241] H. Tu, PhD Thesis, DESY (2004).
 - [242] H. L. Lai *et al.*, Phys. Rev. D **55**, 1280 (1997) [arXiv:hep-ph/9606399].

- [243] R. Gandhi, C. Quigg, M. H. Reno and I. Sarcevic, Phys. Rev. D **58**, 093009 (1998) [arXiv:hep-ph/9807264].
- [244] P. Billoir, *8th International Workshop on Neutrino Telescopes*, Venice, Italy, 1999.
- [245] J. L. Feng, P. Fisher, F. Wilczek and T. M. Yu, Phys. Rev. Lett. **88**, 161102 (2002) [arXiv:hep-ph/0105067].
- [246] X. Bertou, P. Billoir, O. Deligny, C. Lachaud and A. Letessier-Selvon, Astropart. Phys. **17**, 183 (2002) [arXiv:astro-ph/0104452].
- [247] G. Domokos and S. Nussinov, Phys. Lett. B **187**, 372 (1987).
- [248] J. Bordes, H. M. Chan, J. Faridani, J. Pfaudler and S. T. Tsou, arXiv:hep-ph/9705463.
- [249] G. Domokos and S. Kovesi-Domokos, Phys. Rev. Lett. **82**, 1366 (1999) [arXiv:hep-ph/9812260].
- [250] Z. Fodor, S. D. Katz, A. Ringwald and H. Tu, Phys. Lett. B **561**, 191 (2003) [arXiv:hep-ph/0303080].
- [251] N. Arkani-Hamed, S. Dimopoulos and G. R. Dvali, Phys. Lett. B **429**, 263 (1998) [arXiv:hep-ph/9803315].
- [252] I. Antoniadis, N. Arkani-Hamed, S. Dimopoulos, and G. R. Dvali, Phys. Lett. B **436**, 257 (1998) [arXiv:hep-ph/9804398].
- [253] L. Randall and R. Sundrum, Phys. Rev. Lett. **83**, 3370 (1999) [arXiv:hep-ph/9905221].
- [254] S. Hannestad and G. G. Raffelt, Phys. Rev. D **67**, 125008 (2003) [Erratum-ibid. D **69**, 029901 (2004)] [arXiv:hep-ph/0304029].
- [255] M. Acciarri *et al.* [L3 Collaboration], Phys. Lett. B **464**, 135 (1999) [arXiv:hep-ex/9909019].
- [256] M. Acciarri *et al.* [L3 Collaboration], Phys. Lett. B **470**, 281 (1999) [arXiv:hep-ex/9910056].
- [257] B. Abbott *et al.* [D0 Collaboration], Phys. Rev. Lett. **86**, 1156 (2001) [arXiv:hep-ex/0008065].
- [258] V. M. Abazov *et al.* [D0 Collaboration], Phys. Rev. Lett. **90**, 251802 (2003) [arXiv:hep-ex/0302014].
- [259] L. A. Anchordoqui, J. L. Feng, H. Goldberg and A. D. Shapere, Phys. Rev. D **68**, 104025 (2003) [arXiv:hep-ph/0307228].
- [260] M. Bando, T. Kugo, T. Noguchi and K. Yoshioka, Phys. Rev. Lett. **83**, 3601 (1999) [arXiv:hep-ph/9906549].
- [261] S. Nussinov and R. Shrock, Phys. Rev. D **59**, 105002 (1999) [arXiv:hep-ph/9811323].
- [262] P. Jain, D. W. McKay, S. Panda and J. P. Ralston, Phys. Lett. B **484**, 267 (2000) [hep-ph/0001031].
- [263] L. Anchordoqui, H. Goldberg, T. McCauley, T. Paul, S. Reucroft and J. Swain, Phys. Rev. D **63**, 124009 (2001) [hep-ph/0011097].
- [264] M. Kachelriess and M. Plumacher, Phys. Rev. D **62**, 103006 (2000) [arXiv:astro-ph/0005309].
- [265] T. Banks and W. Fischler, arXiv:hep-th/9906038.
- [266] S. B. Giddings and S. Thomas, Phys. Rev. D **65**, 056010 (2002) [arXiv:hep-ph/0106219].
- [267] S. Dimopoulos and G. Landsberg, Phys. Rev. Lett. **87**, 161602 (2001) [hep-ph/0106295].
- [268] J. L. Feng and A. D. Shapere, Phys. Rev. Lett. **88**, 021303 (2001) [hep-ph/0109106].
- [269] P. Kanti, arXiv:hep-ph/0402168.
- [270] K. S. Thorne, in *Magic Without Magic: John Archibald Wheeler*, edited by J. Klauder (Freeman, San Francisco, 1972) p.231.
- [271] R. C. Myers and M. J. Perry, Annals Phys. **172**, 304 (1986).
- [272] P. C. Argyres, S. Dimopoulos and J. March-Russell, Phys. Lett. B **441**, 96 (1998) [arXiv:hep-th/9808138].
- [273] D. M. Eardley and S. B. Giddings, Phys. Rev. D **66**, 044011 (2002) [arXiv:gr-qc/0201034].

- [274] H. Yoshino and Y. Nambu, Phys. Rev. D **67**, 024009 (2003) [arXiv:gr-qc/0209003].
- [275] J. Pumplin, D. R. Stump, J. Huston, H. L. Lai, P. Nadolsky and W. K. Tung, JHEP **0207**, 012 (2002) [arXiv:hep-ph/0201195].
- [276] D. Stump, J. Huston, J. Pumplin, W. K. Tung, H. L. Lai, S. Kuhlmann and J. F. Owens, hep-ph/0303013.
- [277] R. Emparan, M. Masip and R. Rattazzi, Phys. Rev. D **65**, 064023 (2002) [arXiv:hep-ph/0109287].
- [278] R. Emparan, G. T. Horowitz and R. C. Myers, Phys. Rev. Lett. **85**, 499 (2000) [arXiv:hep-th/0003118].
- [279] P. Kanti and J. March-Russell, Phys. Rev. D **66**, 024023 (2002) [arXiv:hep-ph/0203223].
- [280] P. Kanti and J. March-Russell, Phys. Rev. D **67**, 104019 (2003) [arXiv:hep-ph/0212199].
- [281] C. M. Harris and P. Kanti, JHEP **0310**, 014 (2003) [arXiv:hep-ph/0309054].
- [282] J. Preskill, P. Schwarz, A. D. Shapere, S. Trivedi and F. Wilczek, Mod. Phys. Lett. A **6**, 2353 (1991).
- [283] S. Dimopoulos and R. Emparan, Phys. Lett. B **526**, 393 (2002) [arXiv:hep-ph/0108060].
- [284] L. A. Anchordoqui, J. L. Feng, H. Goldberg and A. D. Shapere, arXiv:hep-ph/0309082.
- [285] K. m. Cheung, Phys. Rev. Lett. **88**, 221602 (2002) [arXiv:hep-ph/0110163].
- [286] L. Anchordoqui and H. Goldberg, Phys. Rev. D **67**, 064010 (2003) [arXiv:hep-ph/0209337].
- [287] I. Mocioiu, Y. Nara and I. Sarcevic, Phys. Lett. B **557**, 87 (2003) [arXiv:hep-ph/0301073].
- [288] A. Chamblin, F. Cooper and G. C. Nayak, Phys. Rev. D **69**, 065010 (2004) [arXiv:hep-ph/0301239].
- [289] L. A. Anchordoqui, J. L. Feng, H. Goldberg and A. D. Shapere, Phys. Lett. B (to be published) arXiv:hep-ph/0311365.
- [290] A. Chamblin, F. Cooper and G. C. Nayak, arXiv:hep-ph/0405054.
- [291] A. Chamblin and G. C. Nayak, Phys. Rev. D **66**, 091901 (2002) [arXiv:hep-ph/0206060].
- [292] L. Anchordoqui and H. Goldberg, Phys. Rev. D **65**, 047502 (2002) [arXiv:hep-ph/0109242].
- [293] A. Ringwald and H. Tu, Phys. Lett. B **525**, 135 (2002) [arXiv:hep-ph/0111042].
- [294] S. I. Dutta, M. H. Reno and I. Sarcevic, Phys. Rev. D **66**, 033002 (2002) [arXiv:hep-ph/0204218].
- [295] L. A. Anchordoqui, J. L. Feng, H. Goldberg and A. D. Shapere, Phys. Rev. D **66**, 103002 (2002) [arXiv:hep-ph/0207139].
- [296] V. Cardoso, M. C. Espirito Santo, M. Paulos, M. Pimenta and B. Tome, arXiv:hep-ph/0405056.
- [297] M. Kowalski, A. Ringwald and H. Tu, Phys. Lett. B **529**, 1 (2002).
- [298] J. Alvarez-Muniz, J. L. Feng, F. Halzen, T. Han and D. Hooper, Phys. Rev. D **65**, 124015 (2002).
- [299] P. Jain, S. Kar, D. W. McKay, S. Panda and J. P. Ralston, Phys. Rev. D **66**, 065018 (2002).
- [300] L. A. Anchordoqui, J. L. Feng, H. Goldberg and A. D. Shapere, Phys. Rev. D **65**, 124027 (2002) [arXiv:hep-ph/0112247].