

Collider Signature of Bulk Neutrinos in Large Extra Dimensions

Qing-Hong Cao,^{*} Shrihari Gopalakrishna,[†] and C.-P. Yuan[‡]

*Department of Physics and Astronomy,
Michigan State University,
East Lansing, MI 48824, USA.*

(Dated: December 2, 2024)

Abstract

We consider the collider signature of right-handed neutrinos propagating in δ (large) extra dimensions, and interacting with Standard Model fields only through a Yukawa coupling to the left-handed neutrino and the Higgs boson. These theories are attractive as they can explain the smallness of the neutrino mass, as has already been shown. We show that if δ is bigger than two, it can result in an enhancement in the production rate of the Higgs boson, decaying either invisibly or to a b anti- b quark pair, associated with an isolated high p_T charged lepton and missing transverse energy at future hadron colliders, such as the LHC. The enhancement is due to the large number of Kaluza-Klein neutrinos produced in the final state. The observation of the signal event would provide an opportunity to distinguish between the normal and inverted neutrino mass hierarchies, and to determine the absolute scale of neutrino masses by measuring the asymmetry of the observed event numbers in the electron and muon channels.

^{*}Electronic address: cao@pa.msu.edu

[†]Electronic address: shri@pa.msu.edu

[‡]Electronic address: yuan@pa.msu.edu

I. INTRODUCTION

The Standard Model (SM) of high energy physics suffers from the gauge hierarchy problem, which is the fine tuning required to maintain a low electroweak scale ($M_{EW} \sim 10^3$ GeV) in the presence of another seemingly fundamental scale, the Planck scale (the scale of gravity, $M_{pl} \sim 10^{19}$ GeV). Supersymmetry, technicolor and more recently extra (space) dimensions have been proposed to address the hierarchy problem.

Recent neutrino oscillation experiments have suggested a nonzero neutrino mass, with the best fit values of the mass differences and mixing angles given by [1, 2, 3, 4] *

$$\begin{aligned}\Delta m_{\text{solar}}^2 &= 7 \times 10^{-5} \text{ eV}^2, \quad \tan^2 \theta_{\text{solar}} = 0.4, \\ \Delta m_{\text{atm}}^2 &= 2.5 \times 10^{-3} \text{ eV}^2, \quad \tan^2 \theta_{\text{atm}} = 1.\end{aligned}\tag{1}$$

The oscillation between the three active flavors, ν_e, ν_μ, ν_τ , in the SM, accommodates this satisfactorily, with $\Delta m_{\text{solar}}^2 = (m_2^2 - m_1^2)$ and $\Delta m_{\text{atm}}^2 = |m_2^2 - m_3^2|$, where the m_i are the physical neutrino masses. If the m_i are also assumed to be of the same order of magnitude as the mass differences, it is quite challenging to explain why it is that the neutrinos are so light compared to the other leptons.

It has been shown [6, 7] that if there are other Large Extra Dimensions (LED) in addition to our usual four space-time dimensions, we could potentially solve the gauge hierarchy problem. It was then pointed out [8, 9, 10] that the smallness of the neutrino mass is naturally explained[†] if right-handed neutrinos that propagate in some δ number of these extra dimensions are introduced. We will refer to such neutrinos, which are SM gauge singlets, as “bulk neutrinos”, as is the usual practice. Various aspects of theories with bulk neutrinos have been analyzed in Ref. [11].

We will take the view, as in Ref. [12], that the standard three-active-flavor oscillation explains the data in Eq. (1), and that the mixing to sterile bulk neutrinos are small enough

* In this work, we will not address the Liquid Scintillator Neutrino Detector (LSND) result [5].

[†] We note here that the conventional see-saw mechanism to explain the smallness of the neutrino mass is equally appealing, but we will not consider it in this work.

to evade experimental constraints. In our earlier work [13], we considered the constraints on theories with bulk neutrinos coming from neutrino oscillation experiments and also from requiring that perturbative unitarity be maintained in the theory in Higgs-Higgs scattering. We showed that strong constraints result when $\delta > 2$, though in that case, a precise calculation of the bound was not possible owing to the sensitivity on the cutoff scale, implying a dependence on the completion of the extra dimensional (effective) theory that we work with. There, we noted that as pointed out in Ref. [12], an alternative approach [8, 10] wherein Eq. (1) is explained by the oscillation of the active species predominantly into sterile bulk neutrinos, appears to be disfavored by the Sudbury Neutrino Observatory (SNO) [2] neutral current data.

If bulk right-handed neutrinos are responsible for the smallness of the neutrino mass, we ask in this paper, what the consequences at a collider might be. We will show that in certain cases, the Higgs production and decay could be measurably altered from the SM expectation. We will present the discovery potential of hadron colliders, mainly focusing on the CERN Large Hadron Collider (LHC), through the mode: $qq' \rightarrow W \rightarrow \text{Higgs} + \text{lepton} + \cancel{E}_T$. The invisible decay mode of the Higgs boson in theories with a bulk right-handed neutrino at hadron colliders have also been explored in Refs. [14, 15].

The rest of the paper is organized as follows. We will introduce the extra dimensional theory with bulk neutrinos in Sec. II, write down the equivalent four dimensional Kaluza-Klein theory, with particular focus on the interaction of the right-handed bulk neutrino with the Higgs field and the left-handed neutrino. In Sec. III, we will analyze the collider signature of such a theory at the Fermilab Tevatron and the CERN LHC by performing a Monte-Carlo simulation, and improve the significance by appropriate cuts. Our conclusions are given in Sec. IV.

II. RIGHT-HANDED NEUTRINOS IN EXTRA DIMENSIONS

In this section, we summarize the framework with bulk right-handed neutrinos, details of which are given in Ref. [13].

To address the gauge hierarchy problem, Arkani-Hamed, Dimopoulos and Dvali (ADD) [6] postulate that the Standard Model (SM) fields are confined to a 4 dimensional (4-D) subspace (brane) in an extra dimensional world of $4 + n$ total dimensions. ADD take the view that the only fundamental scale in nature is M_* , which is of the order of M_{EW} , and the apparent 4-D gravity scale (M_{pl}) is then given by

$$M_{pl}^2 = M_*^{2+n} V_n, \quad (2)$$

where, V_n is the volume of the (compact) extra dimensional space. In the simple case of each of the compact extra dimensions being of equal radius R' , we have $V_n \sim R'^n$. Thus ADD argue that M_{pl} appears to be a large scale from a 4 dimensional perspective simply because the volume V_n is large. In other words, the explanation of why M_{pl} is large is recast to stabilizing R' at a large value, so that V_n is large.

It should be pointed out that for a given M_* , if the n compact dimensions have equal radii R' , Eq. (2) implies a particular value of R' . However, if it happens that there are two sets of compact extra dimensions of unequal size, δ of them ($\delta \leq n$) with radius R , and the other $(n - \delta)$ with radius R' , then we have in this case, $V_n \sim R'^{(n-\delta)} R^\delta$. We can in this case think of R as an independent variable with R' being determined by Eq. (2).

We consider the ADD framework, to which is added three (one for each generation) bulk fermions, $\Psi^\alpha(x^\mu, \underline{y})$, that propagate in $4+\delta$ dimensions (δ of them compact with radius R), where the indices $\alpha, \beta = (1, 2, 3)$ denote the three generations, and \underline{y} stands for $\{y^1, \dots, y^\delta\}$.

A. The Lagrangian

We can split the Lagrangian into a bulk piece and a brane piece,

$$\mathcal{S} = \int d^4x d^\delta y \left[\mathcal{L}_{\text{Bulk}} + \delta(\underline{y}) \mathcal{L}_{\text{Brane}} \right]. \quad (3)$$

$\mathcal{L}_{\text{Bulk}}$ contains the Einstein-Hilbert bulk gravity term (which we will not show explicitly, but can be found, for example, in Ref. [16]), the kinetic energy term for the bulk neutrino field $\Psi(x^\mu, \underline{y})$ and in general, a bulk Majorana mass term for Ψ , which for simplicity we will omit

(see Ref. [8] for implications of a nonzero bulk Majorana mass). $\mathcal{L}_{\text{Brane}}$ contains the SM Lagrangian plus an interaction term between SM fields and ψ_R ,

$$\begin{aligned}\mathcal{L}_{\text{Bulk}} &\supset \bar{\Psi}^\alpha i\Gamma^M D_M \Psi^\alpha, \\ \mathcal{L}_{\text{Brane}} &\supset \mathcal{L}_{\text{SM}} - \left(\frac{\Lambda_{\alpha\beta}^\nu}{\sqrt{M_*^\delta}} h \psi_R^\beta \nu_L^\alpha + h.c. \right), \\ \mathcal{L}_{\text{SM}} &\supset \bar{\nu}_L^\alpha i\gamma^\mu D_\mu \nu_L^\alpha + \left(\frac{g}{\sqrt{2}} \bar{\nu}_L^\alpha \gamma^\mu e_L^\alpha W_\mu^+ + h.c. \right) + \dots,\end{aligned}\tag{4}$$

where, $\Lambda_{\alpha\beta}^\nu$ is an $O(1)$ Yukawa coupling constant. It should be kept in mind that ψ_R is a function of (x^μ, \underline{y}) whereas the SM fields are functions of x^μ only. The index M runs over $\{x^\mu, \underline{y}\}$.

We can perform a Kaluza-Klein (KK) expansion of the $4+\delta$ dimensional theory and obtain an equivalent 4-D theory by writing,

$$\psi_R^\alpha(x^\mu, \underline{y}) = \sum_{\underline{n}} \psi_R^{\alpha(\underline{n})}(x^\mu) f_{\underline{n}}(\underline{y}),\tag{5}$$

where, $\underline{n} = (n_1, \dots, n_\delta)$ is a vector in “number space”, $\psi^{\alpha(\underline{n})}$ are the KK modes and $f_{\underline{n}}(\underline{y})$ is a complete set over \underline{y} . A similar expansion is made for ψ_L^α . To reduce clutter, we will simply write n and y for \underline{n} and \underline{y} , respectively. We will use the notation $n = (0, 1, \dots)$ and $\hat{n} = (1, \dots)$ (\hat{n} excludes 0). f_n is an orthonormal set,

$$\int_0^{2\pi R} d^\delta y f_n^*(y) f_m(y) = \delta^{nm},\tag{6}$$

and a convenient choice is,

$$f_n(y) = \frac{e^{i\frac{n \cdot y}{R}}}{\sqrt{\frac{S_{\delta-1}}{\delta} R^\delta}} = \frac{e^{i\frac{n \cdot y}{R}}}{\sqrt{V_\delta}},\tag{7}$$

with $S_{\delta-1}$ the surface “area” of a unit sphere in δ dimensions, and $V_\delta \equiv \frac{S_{\delta-1}}{\delta} R^\delta$ is the volume of the extra dimensional space.

We define the fields[‡] [12],

$$\nu_R^\alpha \equiv \psi_R^{\alpha(0)},$$

[‡] The other linear combinations $(\psi_R^{\alpha(\hat{n})} - \psi_R^{\alpha(-\hat{n})})$ and $(\psi_L^{\alpha(\hat{n})} - \psi_L^{\alpha(-\hat{n})})$ are decoupled from the SM fields, and we will not consider them further. Also, with orbifold compactification, we can project out $\psi_L^{\alpha(0)}$ so that it is excluded from the particle spectrum.

$$\begin{aligned}\nu_R^{\alpha(\hat{n})} &\equiv \frac{1}{\sqrt{2}} \left(\psi_R^{\alpha(\hat{n})} + \psi_R^{\alpha(-\hat{n})} \right), \\ \nu_L^{\alpha(\hat{n})} &\equiv \frac{1}{\sqrt{2}} \left(\psi_L^{\alpha(\hat{n})} + \psi_L^{\alpha(-\hat{n})} \right).\end{aligned}$$

We substitute the KK expansion for the bulk fields ψ_R^α and ψ_L^α into Eq. (4) to get the equivalent 4-D theory,

$$\mathcal{L}^{(4)} = \mathcal{L}_{SM} - \sum_{\alpha=1}^3 \sum_{\hat{n}} \left[\frac{|\hat{n}|}{R} \left(\nu_R^{\alpha(\hat{n})} \nu_L^{\alpha(\hat{n})} + h.c. \right) \right] - \sum_{\alpha, \beta=1}^3 \left[\frac{m_\nu^{\alpha\beta}}{v} \left(h \nu_R^\alpha \nu_L^\beta + \sum_{\hat{n}} \sqrt{2} h \nu_R^{\alpha(\hat{n})} \nu_L^\beta \right) + h.c. \right], \quad (8)$$

where, $|\hat{n}| \equiv \sqrt{n_1^2 + \dots + n_\delta^2}$. We note here that in $\mathcal{L}^{(4)}$, there is a tower of KK states $(\nu_L^{(\hat{n})}, \nu_R^{(\hat{n})})$ with Dirac masses approximately equal to $|\hat{n}|/R$. With $SU(2)$ broken by the Higgs mechanism, by the Higgs field acquiring a vacuum expectation value (VEV), $\langle h \rangle = v$, we have the neutrino mass matrix given by,

$$m_\nu^{\alpha\beta} \equiv \frac{\Lambda_{\alpha\beta}^\nu v}{\sqrt{\frac{S_{\delta-1}}{\delta} (M_* R)^\delta}} = \frac{\Lambda_{\alpha\beta}^\nu v}{\sqrt{V_\delta M_*^\delta}}, \quad (9)$$

and $m_\nu^{\alpha\beta}$ can be much smaller than $v \sim M_{EW}$, if V_δ is large for $\Lambda_{\alpha\beta}^\nu$ being $O(1)$. Henceforth, we will assume that unless noted otherwise, repeated generation indices α, β, i, j , and KK indices n, \hat{n}, m , are summed over.

B. KK states

For $\delta > 1$, the state with mass $\frac{|\hat{n}|}{R}$ can be degenerate, and we denote the degeneracy at the \hat{n}^{th} level by $d_{\hat{n}}$. (Strictly speaking, we should denote this as $d_{|\hat{n}|}$, but we will just write this as $d_{\hat{n}}$.) For example, for $\delta = 3$, the state with mass $1/R$ has $d_1 = 3$, corresponding to $(\hat{n}_1, \hat{n}_2, \hat{n}_3) \rightarrow (1, 0, 0), (0, 1, 0)$ and $(0, 0, 1)$, all of which have the same mass. For large $|\hat{n}|$, the leading power dependence of $d_{\hat{n}}$ in δ extra dimensions is given by $d_{\hat{n}} = c_{\hat{n}} |\hat{n}|^{\delta-1}$, where the $c_{\hat{n}}$ are $O(1)$ numbers. We define $d_0 \equiv 1$.

For large $|\hat{n}|$, we can think of the \hat{n}_i as a continuum and the leading behavior is given by the surface of the $(\delta - 1)$ -sphere of radius $|\hat{n}|$ in number space,

$$d_{\hat{n}} \sim S_{\delta-1} |\hat{n}|^{\delta-1} \quad (\text{in } \delta \text{ dimensions}). \quad (10)$$

$$d_{\hat{n}}^{\delta=1} = 1, \quad d_{\hat{n}}^{\delta=2} \sim 2\pi\hat{n}, \quad d_{\hat{n}}^{\delta=3} \sim 4\pi\hat{n}^2 .$$

For example, for $\delta = 3$, $d_{\hat{n}} \sim 4\pi|\hat{n}|^2$, which is the surface of the 2-sphere with radius $|\hat{n}|$. We will often use the continuum approximation for estimating various quantities.

In a collider, the heaviest KK state that could be produced in the final state is limited by the center-of-mass energy \sqrt{s} . We define N_s to be the radius of the biggest sphere in $\{n_i\}$ space such that $N_s/R = \sqrt{s}$. The sum over the KK states of certain quantities can be divergent and can depend on N_s . We will elaborate more on this later, and we will see that the production rate of the KK states in association with a Higgs boson can depend on N_s , especially strongly for $\delta > 3$.

C. Higgs boson interaction

We can make the Yukawa coupling in Eq. (8) diagonal in generation space (α, β) with the rotations [12],

$$\begin{aligned} \nu_L^\alpha &= l^{\alpha i} \nu_L^i, & \nu_R^\alpha &= (r^{\alpha i})^* \nu_R^i, \\ \nu_R^{\alpha(\hat{n})} &= (r^{\alpha i})^* \nu_R^{i(\hat{n})}, & \nu_L^{\alpha(\hat{n})} &= r^{\alpha i} \nu_L^{i(\hat{n})}, \\ e_L^\alpha &= l_e^{\alpha i} e_L^i, & e_R^\alpha &= (r_e^{\alpha i})^* e_R^i, \end{aligned}$$

where the unitary matrices l and r are chosen to diagonalize $m_\nu^{\alpha\beta}$, so that, $(r^{\alpha i})^* m_\nu^{\alpha\beta} (l^{\beta j}) = m_i \delta^{ij}$. Similarly, l_e and r_e are chosen to diagonalize the electron-type mass matrix. In the usual way, the charged current interactions now become proportional to the MNS matrix [17],

$$V_{MNS} \equiv l_e^\dagger l. \quad (11)$$

We can work in the basis in which the charged lepton mass matrix is diagonal. In this case we have from Eq. (11), $V_{MNS} = l$. Based on the V_{MNS} obtained from a global fit to the oscillation data, we take the l to be such that the solar neutrino mixing angle between ν_e & ν_μ is given by $\tan^2 \theta_{e\mu} = 0.4$, and the atmospheric oscillation mixing between ν_μ & ν_τ

is maximal.[§] This implies

$$l = \begin{pmatrix} 0.847 & 0.531 & 0 \\ -0.376 & 0.599 & 0.707 \\ 0.375 & -0.599 & 0.707 \end{pmatrix}. \quad (12)$$

We take the value of $\Lambda_{\alpha\beta}^\nu$ such that the lowest mass eigenvalue m_i obtained by diagonalizing the neutrino mass matrix [13] is consistent with Eq. (1). Defining $\xi_i \equiv m_i R$, we showed in Ref. [13] that in order to satisfy the limits on the probability of an active neutrino oscillating into the sterile KK states, we are led to restrict ourselves to the case when $\sum_{\hat{n}} \frac{\xi_i^2}{\hat{n}^2} d_{\hat{n}} \ll 1$ (for all δ).

We will show in Sec. III A that the production rate of the KK neutrinos in association with the Higgs boson is proportional to the matrix

$$\bar{m}_\nu \equiv m_0 l^\dagger, \quad (13)$$

with m_0 the diagonal 3×3 physical neutrino mass matrix $m_i \delta^{ij}$. We will find it convenient to work in a basis in which we write the Higgs interaction term in Eq. (8) as

$$\mathcal{L}^{(4)} \supset - \left[\frac{\bar{m}_\nu^{i\beta}}{v} \left(h \nu_R^i \nu_L^\beta + \sum_{\hat{n}} \sqrt{2} h \nu_R^{i(\hat{n})} \nu_L^\beta \right) + h.c. \right], \quad (14)$$

where we have rotated the ν_R^α with the matrix r while retaining the ν_L in the flavor basis, in order to explicitly keep only the physical matrix l , while absorbing the unphysical matrix r into the definition of ν_R' . In particular, we will also show in Sec. III A that the total production rate (sum over e , μ and τ channels) of our signal process is proportional to $\sum_{i,\ell} |\bar{m}_\nu^{i\ell}|^2$.

Presently the combination of various neutrino oscillation experiments constrain $|\Delta m_{\text{atm}}^2|$ leaving its sign undetermined, while the solar MSW effect [3] fixes the sign and magnitude of $\Delta m_{\text{solar}}^2$. Furthermore, oscillation experiments are only sensitive to the mass differences due to which the absolute scale of neutrino masses is not known. This leads to more than one possibility for the values of the neutrino mass eigen-values, and in Ref. [13], we noted

[§] For simplicity, we assume the small mixing angle $\theta_{13} \approx 0$, which leads to $l^{e3} \approx 0$.

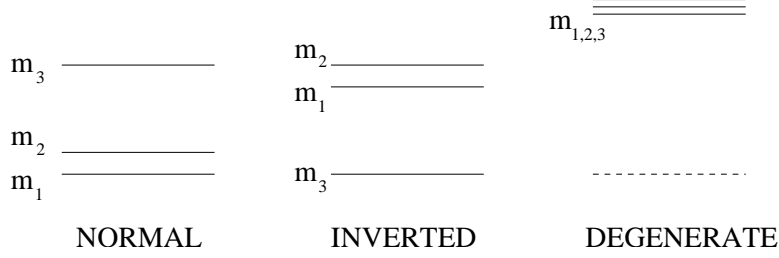


FIG. 1: Neutrino mass schemes.

the three neutrino mass schemes shown in Fig. 1. In each scheme, we give below the matrix \bar{m}_ν which specifies the Higgs interaction that we use to calculate the collider signature in the next section.

- (i) Normal Hierarchy: $m_1 \approx 0$, $m_2 \approx 0.008$ eV and $m_3 \approx 0.05$ eV, and

$$\bar{m}_\nu = \begin{pmatrix} 0 & 0 & 0 \\ 0.0045 & 0.005 & -0.005 \\ 0 & 0.036 & 0.036 \end{pmatrix}. \quad (15)$$

- (ii) Inverted Hierarchy: $m_1, m_2 \approx 0.05$ eV and $m_3 \approx 0$, and

$$\bar{m}_\nu = \begin{pmatrix} 0.043 & -0.019 & 0.019 \\ 0.027 & 0.03 & -0.03 \\ 0 & 0 & 0 \end{pmatrix}. \quad (16)$$

- (iii) Degenerate: m_1, m_2, m_3 all at some mass scale less than the limits discussed in Ref. [13].

Here, to illustrate the character of the signature, we take the three masses to be around 1 eV, an arbitrary choice, and

$$\bar{m}_\nu = \begin{pmatrix} 0.847 & -0.376 & 0.375 \\ 0.531 & 0.599 & -0.599 \\ 0 & 0.708 & 0.708 \end{pmatrix}. \quad (17)$$

As shown in Eq. (14), the Higgs boson couples to the tower of KK neutrino states with the same Yukawa coupling that is proportional to the small neutrino mass. When $1/R$ is small and δ is large, there can be a large number of KK states that may overcome the small Yukawa coupling and generate an observable collider signature in the production and the decay of the Higgs boson. We shall discuss this possibility in the next section.

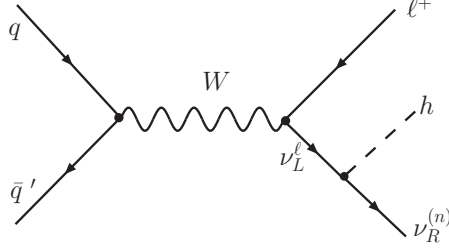


FIG. 2: Signal process

III. COLLIDER SIGNATURE

A. Production of Higgs boson

The right-handed neutrino does not carry any electroweak quantum numbers and therefore can be produced in a collider only through the Yukawa interaction. Although the production cross section is suppressed by the small Yukawa coupling (since it is proportional to the small neutrino mass), the cross section could get a large enhancement when summed over the large number of allowed KK excitations of the bulk neutrino. In such a case, the Higgs phenomenology can be altered in an interesting way and we study this in the process:

$$q\bar{q}' \rightarrow W^* \rightarrow \ell^+ h \nu_R^{i(n)}, \quad (18)$$

as shown in Fig. 2, where ℓ^+ is a charged lepton, $\nu_R^{i(n)}$ the n -th KK mass eigen-state and the process is mediated by ν_L^α with $\alpha = \ell$. The production of $\nu_R^{i(n)}$ in the final state would lead to missing energy in the event.

The total cross section for this process at a hadron collider is

$$\begin{aligned} \sigma(P_1 P_2 \rightarrow \ell^+ h \nu_R^{(n)}) &= \sum_n \sigma^{(n)}(P_1 P_2 \rightarrow \ell^+ h \nu_R^{(n)}) d_n \\ &= \sum_n \sum_{q, \bar{q}'} \int dx_1 dx_2 \left[f_{q/P_1}(x_1, \mu) f_{\bar{q}'/P_2}(x_2, \mu) \hat{\sigma}^{(n)}(q\bar{q}' \rightarrow \ell^+ h \nu_R^{(n)}) \right. \\ &\quad \left. + (x_1 \leftrightarrow x_2) \right] d_n, \end{aligned} \quad (19)$$

where \sum_n is a sum over the allowed KK states (0 up to $N_s \equiv \sqrt{s}R$) with degeneracy d_n at the n^{th} level, P_1, P_2 represent the hadronic initial state, $f_{q/P}(x, \mu)$ is the parton distribution

function (PDF). CTEQ6 M [18] is adopted in our calculation. We take the factorization scale μ to be the invariant mass of the constituent process in our numerical calculation. $\hat{\sigma}^{(n)}$ is the parton level cross section to produce the n^{th} KK mass eigen-state $\nu_R^{i(n)}$, and is given by

$$\hat{\sigma}^{(n)} = \frac{1}{2\hat{s}} \int d\Pi_3 \sum_i \sum_{\substack{\text{spin} \\ \text{color}}} \overline{|\mathcal{M}^{(n)}(q\bar{q}' \rightarrow \ell^+ h \nu_R^{i(n)})|^2}, \quad (20)$$

where the bar above the $|\mathcal{M}^{(n)}|^2$ denotes averaging over the initial state spin and color, $d\Pi_3$ represents 3-body final state phase space, and the squared matrix element resulting from Eq. (14) is given by

$$\begin{aligned} \overline{|\mathcal{M}^{(n)}|^2} &= \left(\frac{1}{2} \frac{1}{2}\right) \frac{1}{3} [\sqrt{2} - (\sqrt{2} - 1)\delta_{n,0}]^2 \left(\frac{g_W}{\sqrt{2}}\right)^2 \frac{|\bar{m}_\nu^{i\ell}|^2}{v^2} \frac{1}{(p^2 - m_W^2)^2 (q^2 - m_\nu^2)^2} \\ &\times \left\{ 32(p_{\ell^+} \cdot p_q)(p_h \cdot p_{\nu_R^{(n)}})(p_h \cdot p_{\bar{q}'}) + 32m_{\nu_R^{(n)}}^2(p_{\ell^+} \cdot p_q)(p_h \cdot p_{\bar{q}'}) \right. \\ &\quad \left. + 16m_{\nu_R^{(n)}}^2(p_{\ell^+} \cdot p_q)(p_{\nu_R^{(n)}} \cdot p_{\bar{q}'}) - 16m_h^2(p_{\ell^+} \cdot p_q)(p_{\nu_R^{(n)}} \cdot p_{\bar{q}'}) \right\}, \quad (21) \end{aligned}$$

where p_q and $p_{\bar{q}}$ are the 4-momenta of the incoming partons q and \bar{q} , p_{ℓ^+} , p_h and $p_{\nu_R^{(n)}}$ are the 4-momenta of the outgoing particles, $p = p_q + p_{\bar{q}}$ is the momentum of the virtual W boson and $q = p_h + p_{\nu_R^{(n)}}$ is the momentum of the intermediate ν_L^ℓ . The factor $\left(\frac{1}{2} \frac{1}{2}\right)$ is due to the spin averaging, $\frac{1}{3}$ is the color factor, and $v (= 246 \text{ GeV})$ is the usual Higgs field VEV.

In the continuum approximation (c.f. Eq. (10)) after summing over the allowed KK states, the total cross section (including e^+ , μ^+ and τ^+ channels) scales as

$$\sigma \propto \sum_{i,\ell} \frac{|\bar{m}_\nu^{i\ell}|^2}{(1/R)^\delta}. \quad (22)$$

Using Eqs. (19)-(21) we compute the production cross section of the Higgs boson for different choices of m_h , $1/R$ and δ at the Fermilab Tevatron ($p\bar{p}$ collision at $\sqrt{s} = 1.96 \text{ TeV}$) and the CERN LHC (pp collision at $\sqrt{s} = 14 \text{ TeV}$). The sum of the Higgs boson production cross section (including $\ell^+ = e^+, \mu^+, \tau^+$) is shown in Fig. 3 and Table I, for a representative choice of $\sum_{i,\ell} |\bar{m}_\nu^{i\ell}|^2 = (0.05 \text{ eV})^2$. (The actual numbers for a particular mass matrix can be obtained easily using the scaling relation shown in Eq. (22).) Although we do not strictly impose the constraints on $1/R$ that we derived in our early work [13], we choose the range

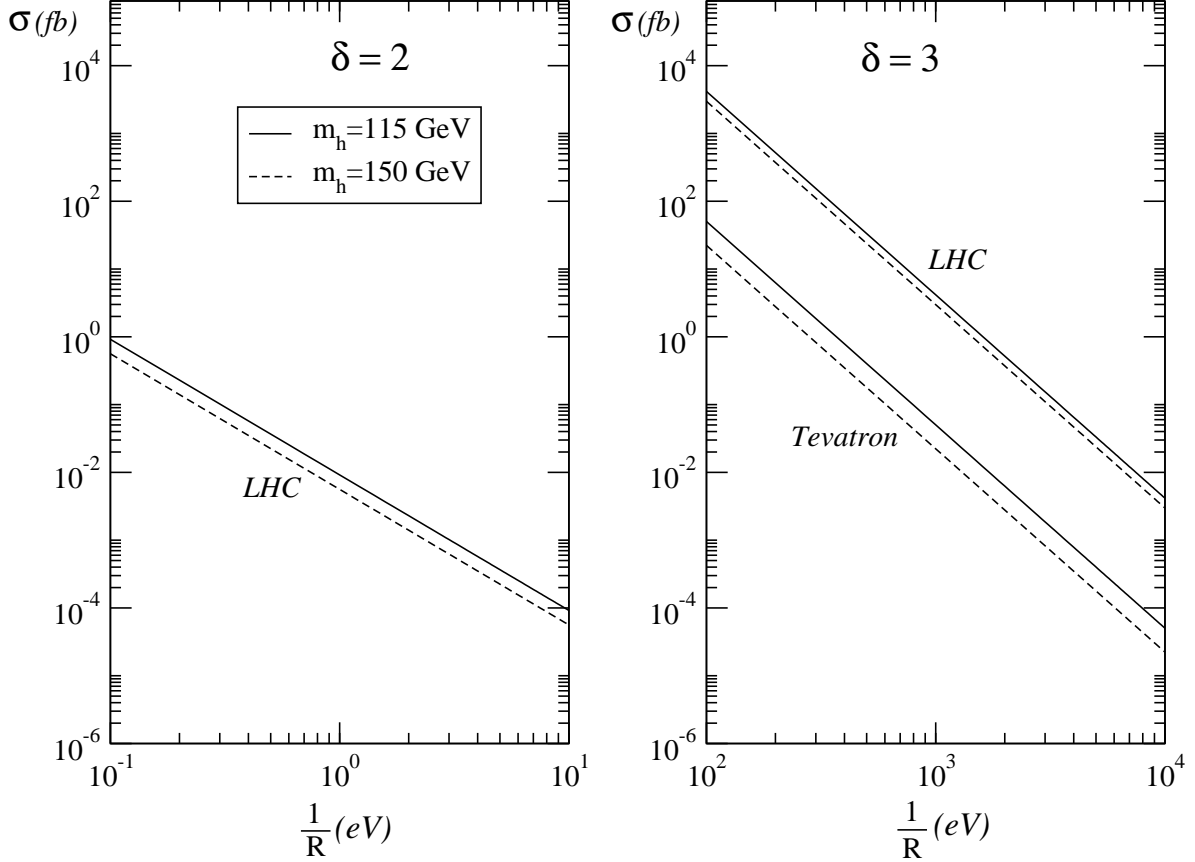


FIG. 3: Total cross section (with no cuts applied) as a function of $1/R$ for $m_h = 115\text{GeV}$ and $m_h = 150\text{GeV}$ at the Tevatron and the LHC for $\sum_{i,\ell} |\bar{m}_\nu^{i\ell}|^2 = (0.05 \text{ eV})^2$.

of $1/R$ keeping this in mind. For this range of $1/R$, we see from Table I that the signal rate would be too small to be seen at the Tevatron, and we therefore only consider the LHC in the rest of this work. Due to the summation over the KK states in Eq. (19), the production cross section increases with decreasing $1/R$, owing to the increase in the number of KK states (c.f. Sec. II B) that can be produced as final state particles. Also, as the absolute neutrino masses m_i increase, the $\bar{m}_\nu^{i\ell}$ increase (for example see Eq. (17) for the degenerate mass scheme) and the total cross section increases with the dependence shown in Eq. (22). However, as the absolute neutrino masses increase, the constraints on $1/R$ from neutrino oscillation data and from unitarity becomes stronger, and imposing the stronger constraint keeps the total cross section from increasing.

TABLE I: Cross section (in fb, with no cuts applied) of the process $q\bar{q}' \rightarrow \ell^+ h \nu_R$, with $\ell^+ = e^+, \mu^+, \tau^+$, at the Tevatron and the LHC for different choices of m_h , $1/R$ and δ , for $\sum_{i,\ell} |\bar{m}_\nu^{i\ell}|^2 = (0.05 \text{ eV})^2$.

	$1/R$	$m_h = 115 \text{ GeV}$		$m_h = 150 \text{ GeV}$	
	(eV)	Tevatron	LHC	Tevatron	LHC
$\delta = 3$	10^2	49.2	4.03×10^3	21.9	2.92×10^3
	10^3	48.2×10^{-3}	4.03	21.9×10^{-3}	2.92
	10^4	49.2×10^{-6}	4.03×10^{-3}	21.9×10^{-6}	2.92×10^{-3}
$\delta = 2$	1	0.23×10^{-3}	0.009	0.093×10^{-3}	0.005

In what we call the degenerate mass scheme, we arbitrarily pick the neutrino mass scale to be around 1 eV. Using the scaling relation in Eq. (22), one can easily get the total cross section for the degenerate mass scheme from Fig. 3 and Table I. In the following, when we present results for the degenerate case, we keep in mind the stronger constraints on $1/R$ (see Ref. [13]), and choose $1/R$ such that we obtain the same order of magnitude cross section as for the normal and inverted mass schemes.

We will study the decay modes of the Higgs boson in order to identify the collider signature of the signal events. In addition to the decay modes present in the SM, the Higgs boson can also decay into $(\nu_L + \nu_R^{(n)})$, an invisible decay mode. We will study this next.

B. Decay of Higgs boson

The invisible decay width (summed over all neutrino flavors) of the Higgs boson ($h \rightarrow \nu_L \nu_R^{(n)}$) is given by

$$\Gamma_{\text{invis}} = \sum_n \Gamma_n d_n = \sum_{i,\ell} \sum_n^{N_m} \frac{1}{4\pi} \left| \frac{\bar{m}_\nu^{i\ell}}{v} \right|^2 m_h \left(1 - \frac{m_{\nu_R^{(n)}}^2}{m_h^2} \right)^2 d_n, \quad (23)$$

where the sum over the KK states is up to $N_m \equiv m_h R$ since the most massive KK state that the Higgs boson could decay into is limited by m_h . Using the continuum approximation to

TABLE II: Decay branching ratio of the Higgs boson for different choices of m_h , $1/R$ and δ , for $\sum_{i,\ell} |\bar{m}_\nu^{i\ell}|^2 = (0.05 \text{ eV})^2$.

	$1/R$	$m_h = 115\text{GeV}$		$m_h = 150\text{GeV}$	
	(eV)	$\text{BR}(h \rightarrow b\bar{b})$	$\text{BR}(h \rightarrow \nu_L \nu_R^{(n)})$	$\text{BR}(h \rightarrow b\bar{b})$	$\text{BR}(h \rightarrow \nu_L \nu_R^{(n)})$
$\delta = 3$	10^2	2.74×10^{-5}	1.0000	1.137×10^{-5}	0.9999
	10^3	0.02647	0.9642	0.01064	0.9360
	10^4	0.7196	0.02621	0.1639	0.01442
$\delta = 2$	1	0.59	0.15	0.21	0.10
	10	0.74	2.57×10^{-3}	0.1662	1.06×10^{-3}
	10^2	0.74	2.58×10^{-5}	0.1663	1.06×10^{-5}

perform the sum over the KK states (c.f. Eq. (10)) we get for the invisible decay width of the Higgs boson,

$$\Gamma_{\text{invis}} = \begin{cases} \sum_{i,\ell} \frac{1}{12} m_h \left| \frac{\bar{m}_\nu^{i\ell}}{v} \right|^2 (m_h R)^2, & (\delta = 2) \\ \sum_{i,\ell} \frac{8}{105} m_h \left| \frac{\bar{m}_\nu^{i\ell}}{v} \right|^2 (m_h R)^3. & (\delta = 3) \end{cases} \quad (24)$$

The Higgs boson can also decay into the SM decay modes $h \rightarrow b\bar{b}$ and $h \rightarrow W^*W$. It is well known that for SM Higgs boson mass $m_h < 135 \text{ GeV}$, the decay $h \rightarrow b\bar{b}$ dominates, whereas above 150 GeV, the dominant decay mode is $h \rightarrow WW^*$. These two decay channels compete with each other in the intermediate mass region $135 \text{ GeV} \leq m_h \leq 150 \text{ GeV}$.

The decay branching ratios of $\text{BR}(h \rightarrow b\bar{b})$ and $\text{BR}(h \rightarrow \nu_L \nu_R^{(n)})$ as a function of $1/R$ are shown in Fig. 4(a) for $m_h = 115 \text{ GeV}$ and $m_h = 150 \text{ GeV}$ for $\delta = 2, 3$. The exact values of the branching ratios are listed in Table II. Due to the enhancement from the large number of KK modes that are accessible at smaller $1/R$, the invisible decay mode becomes dominant as is the case, for example, for $\delta = 3$, $1/R \lesssim 10^3 \text{ eV}$. Fig. 4(b) shows the branching ratios as a function of $1/R$ for $\delta = 2, 3$.

Even though the $h \rightarrow WW^*$ decay mode is comparable to $h \rightarrow b\bar{b}$ for $m_h \gtrsim 150 \text{ GeV}$,

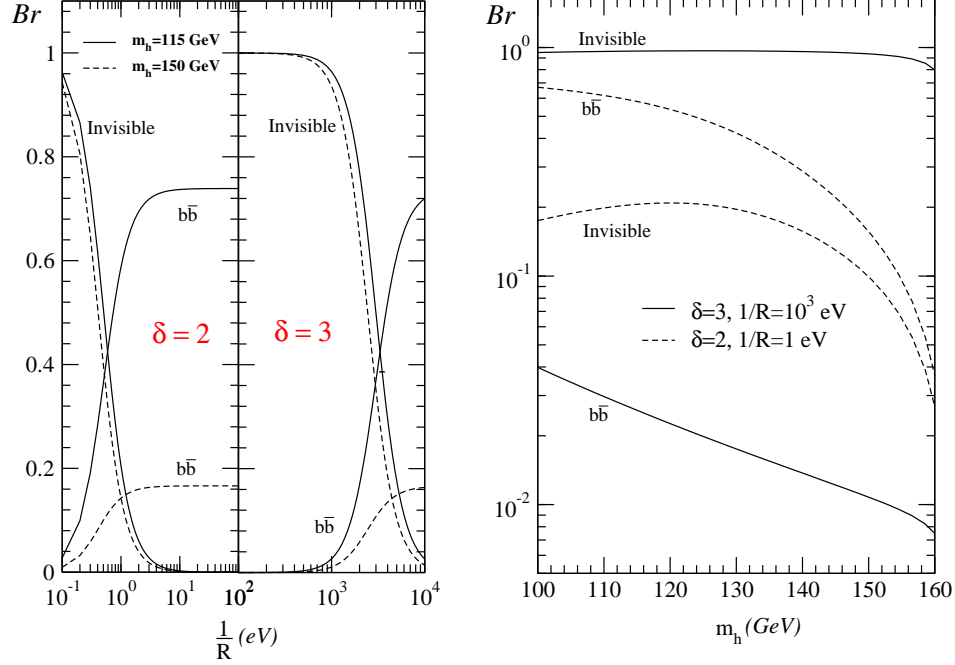


FIG. 4: Decay branching ratios as a function of $1/R$ and m_h for $\sum_{i,\ell} |\bar{m}_\nu^{i\ell}|^2 = (0.05 \text{ eV})^2$.

this mode is harder to be detected, both in the leptonic and hadronic decay modes of the WW^* , given the suppression in the decay branching ratio in the former and the dominance of the background in the latter. Therefore we will not consider the $h \rightarrow WW^*$ decay mode further in this study.

C. Monte Carlo analysis

In this section, we perform a Monte Carlo study to show how to detect such a signal at the LHC, for Normal, Inverted and Degenerate mass schemes. In order to establish the LHC range of sensitivity, we consider two options for the integrated luminosity, 100 fb^{-1} and 1000 fb^{-1} (SLHC). Since the signal cross section is very small for $\delta = 2$ (c.f. Fig. 3), we will focus on $\delta = 3$ in the remainder.

As is evident from Table II, the invisible decay mode $h \rightarrow \nu_L \nu_R^{(n)}$ is the dominant one for $1/R \lesssim 10^3 \text{ eV}$. When the Higgs boson decays into the invisible mode, the produced KK state

neutrino behaves as a massive, noninteracting, stable particle and thus appears as missing energy in the detector. Therefore, we can observe only the leptons plus \cancel{E}_T , or hadrons plus \cancel{E}_T , for which there isn't enough kinematic information to reconstruct the Higgs boson, and we can probe the signal only indirectly through the missing energy distribution. On the contrary, in the $h \rightarrow b\bar{b}$ decay channel, we can use the $b\bar{b}$ pair to reconstruct the Higgs boson invariant mass; however, this suffers from the small decay branching ratio into this mode for $1/R \lesssim 10^3$ eV. In the following, we describe in succession the $h \rightarrow b\bar{b}$ and $h \rightarrow \nu_L \nu_R^{(n)}$ decay modes.

We find in agreement with Ref. [15], that for our choice of parameters, if only the SM Higgs production process

$$q\bar{q} \rightarrow W^* \rightarrow W(\rightarrow \ell\nu)h$$

is considered, followed by the new physics invisible decay of the Higgs boson ($h \rightarrow \nu_L \nu_R^{(n)}$), the signal cannot be distinguished from the SM backgrounds. However, if the new physics $\nu_R^{(n)}$ -Higgs production process shown in Fig. 2 is also included, we will show here by performing a Monte Carlo analysis that the signal event can be detected in certain regions of parameter space.

1. $h \rightarrow b\bar{b}$ mode

For the $b\bar{b}$ decay mode, we have the signal process

$$q\bar{q}' \rightarrow W^* \rightarrow \ell^+ h(\rightarrow b\bar{b})\nu_R^{(n)} \quad (25)$$

for which the experimental signature is the production of $\ell^+ b\bar{b}$ (where $\ell^+ = e^+, \mu^+$), associated with a large missing transverse momentum carried away by $\nu_R^{(n)}$. We do not include the τ channel due to the additional suppression from the branching ratio of $\tau \rightarrow \pi\nu, \rho\nu$. In this study we will assume that both the b and \bar{b} jets in the signal event can be tagged with a total efficiency of 50%.

The intrinsic SM background processes (in addition to the $W^* h$ process discussed above)

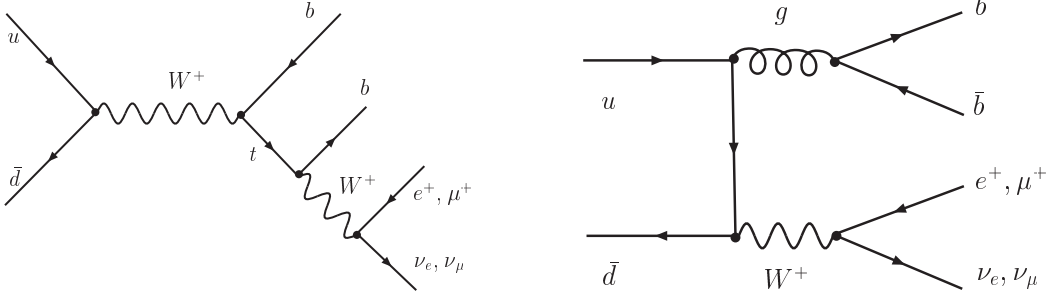


FIG. 5: Representative Feynman diagrams for the SM background processes

for this channel are

$$t\bar{b} : \quad q\bar{q}' \rightarrow W^* \rightarrow \bar{b}t(\rightarrow bW(\rightarrow \ell^+\nu)) , \quad (26)$$

$$Wb\bar{b} : \quad q\bar{q}' \rightarrow W^*(\rightarrow \ell^+\nu)g(\rightarrow b\bar{b}), \quad (27)$$

as shown in Fig. 5. In addition to the $Wb\bar{b}$ and $t\bar{b}$ processes, there are reducible SM background processes containing misidentified or undetected particles (charged leptons or jets) which mimic the signal event. However, they are not expected to pose a serious problem after imposing kinematic cuts to veto additional jet (or lepton) activity and requiring the event to have a large missing transverse momentum. We will therefore only focus on the intrinsic SM backgrounds, $Wb\bar{b}$ and $t\bar{b}$.

To investigate the potential of the LHC to detect such a signal, we take $1/R = 500$ eV with $\delta = 3$ and perform a Monte Carlo simulation for $m_h = 115$ GeV. To compare the relevant background event rates to the signal event rate, we shall assume the integrated luminosity of the LHC to be 100fb^{-1} . Here, we will assume a perfect detector that can precisely measure the four-momenta of the final state partons. We require the separation in $\Delta R \equiv \sqrt{(\Delta\phi)^2 + (\Delta\eta)^2}$ between any two observable final state partons (not including neutrinos) to be larger than 0.4, where $\Delta\phi$ and $\Delta\eta$ are the separation in azimuthal angle and rapidity, respectively. We will require the transverse momentum (p_T) and the rapidity (η) of b , \bar{b} and ℓ^+ to satisfy the following basic cuts:

$$\begin{aligned} p_T^q &> 15 \text{ GeV}, & |\eta^q| &< 3.0, \\ p_T^\ell &> 15 \text{ GeV}, & |\eta^\ell| &< 2.5, \end{aligned}$$

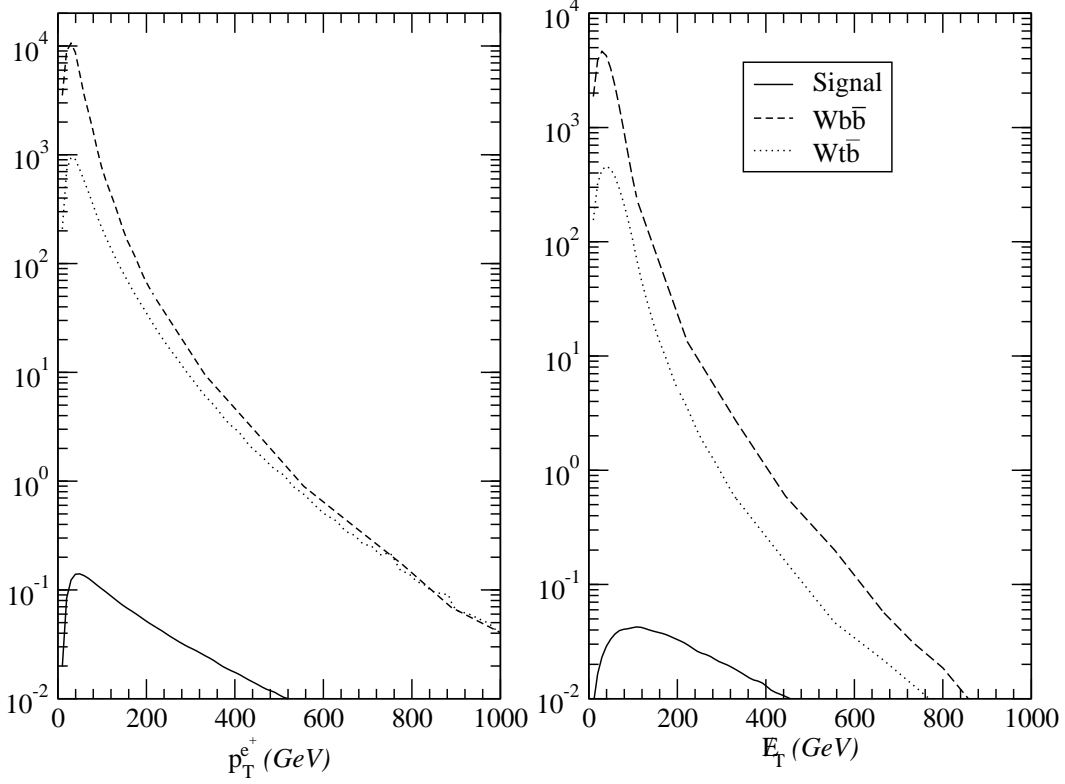


FIG. 6: Distribution (Number of events/GeV) of p_T^l , E_T , and $m_T^{(l\nu)}$ at LHC, in the $l^+b\bar{b}\cancel{E}_T$ channel, for $\delta = 3$, $m_h = 115$ GeV, $1/R = 500$ eV, after imposing the basic cuts specified in Eq. (28).

$$\cancel{E}_T > 15 \text{ GeV}, \quad \Delta R > 0.4. \quad (28)$$

Fig. 6 shows the signal and background distributions after imposing the basic cuts. We get only 8 signal events (in all three neutrino mass schemes), and 2.5×10^5 background events. Since this mode suffers from such a huge background, the signal events cannot be seen at the LHC. Imposing a hard cut on the missing energy or increasing the luminosity (SLHC with 1000 fb^{-1}), would not improve this result much. Therefore, due to the small decay branching ratio of $h \rightarrow b\bar{b}$, we conclude that it would be extremely difficult to use the $b\bar{b}$ mode to directly detect the signal at LHC or SLHC.

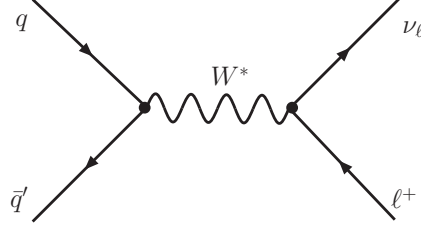


FIG. 7: SM Background process for invisible decay mode.

2. $h \rightarrow \nu_L \nu_R^{(n)}$ (*Invisible mode*)

For the invisible mode, we have the signal process

$$q + \bar{q}' \rightarrow \ell^+ + \nu_R + H(\rightarrow \nu \bar{\nu}_R^{(n)}),$$

where $\ell = e, \mu, \tau$. For the τ channel, the τ^+ further decays either into leptons or hadrons. For simplicity we only consider the $\pi^+ \nu$ decay mode (with $\text{BR}(\tau \rightarrow \pi \nu) = 0.11$) of τ^+ to detect the signal events. Therefore, the collider signature for the signal process is leptons + \cancel{E}_T (for $\ell = e, \mu$), and $\pi^+ + \cancel{E}_T$ (for $\ell = \tau$). When $\ell = e, \mu$ we will denote this as the $\ell^+ \cancel{E}_T$ channel, but when $\ell = \tau$ we will denote this as the $\pi^+ \cancel{E}_T$ channel. The major SM background process is the Drell-Yan charged current process

$$q \bar{q}' \rightarrow \ell^+ \nu,$$

as shown in Fig. 7, where $\ell = e, \mu, \tau$.

We study next the collider signature for the normal, inverted and degenerate mass schemes.

a. Normal Hierarchy: Using the Higgs interaction specified in Eqs. (14) and (15), we perform a Monte Carlo analysis with $1/R = 500$ eV and 1000 eV, to illustrate the nature of a possible signal at the LHC (a $p - p$ collider with 14 TeV center-of-mass energy). We consider an integrated luminosity of 100 fb^{-1} , and impose the cuts, called Basic and Second cuts, as shown in Table III, for lepton + \cancel{E}_T and $\pi + \cancel{E}_T$ channels.

We summarize the number of the signal events (S) and background events (B), after imposing the Second cuts, in Table IV along with the ratio of the number of signal to

TABLE III: Kinematic cuts used to select events

	$\ell^+(\ell = e, \mu) + \cancel{E}_T$	$\pi^+ + \cancel{E}_T$
Basic cuts	$p_T^\ell > 15 \text{ GeV}$	$p_T^\pi > 15 \text{ GeV}$
	$\cancel{E}_T > 15 \text{ GeV}$	$\cancel{E}_T > 15 \text{ GeV}$
	$ \eta^\ell < 2.5$	$ \eta^\pi < 3.0$
Second cuts	$\cancel{E}_T > 400 \text{ GeV}$	$\cancel{E}_T > 400 \text{ GeV}$

 TABLE IV: Number of signal (S) and background (B) events for the normal hierarchy scheme, with $1/R = 500 \text{ eV}$, at the LHC with an integrated luminosity of 100 fb^{-1} . The kinematic cuts listed in each row are applied sequentially.

	$\ell^+ + \cancel{E}_T$						$\pi^+ + \cancel{E}_T$			
	$\ell = e$	$\ell = \mu$	S	B	S/B	S/\sqrt{B}	S	B	S/B	S/\sqrt{B}
Basic cuts	26	1691	1717	1.07×10^9	1.6×10^{-6}	0.05	191	0.17×10^9	1.12×10^{-6}	0.015
Second cuts	6	393	399	2432	0.16	8.1	58	27	2.15	11.2

background events (S/B) and the statistical significance of the signal (S/\sqrt{B}). In Fig. 8, we show the missing energy distribution for $1/R = 500 \text{ eV}$ and 1000 eV , after imposing both the Basic and Second cuts, for $\ell^+ \cancel{E}_T$ in (a), and $\pi^+ \cancel{E}_T$ in (b).

In the $\ell^+ \cancel{E}_T$ channel, Fig. 8(a) shows that for $1/R = 500 \text{ eV}$ the signal can be distinguished from background at large \cancel{E}_T . This is possible because the density of KK states ($d_{\hat{n}}$ in Eq. (10)) increases with increasing mass of the KK state, due to which the \cancel{E}_T distribution tends to peak at higher \cancel{E}_T compared to the background. Even though this effect is somewhat reduced due to the rapidly falling PDF's, the signal still tends to peak at larger \cancel{E}_T .

In the $\pi^+ \cancel{E}_T$ channel, as shown in Fig. 8(b), the τ^+ momentum in the signal is harder compared to the background since it is balanced against the heavy $\nu_R^{(n)}$ -Higgs system due to which the resulting π^+ from the τ^+ decay is also harder. Therefore after imposing the hard \cancel{E}_T cut (Second cuts), more background events will be cut away compared to the signal events leading to a significance of 11.2σ , as shown in Table IV.

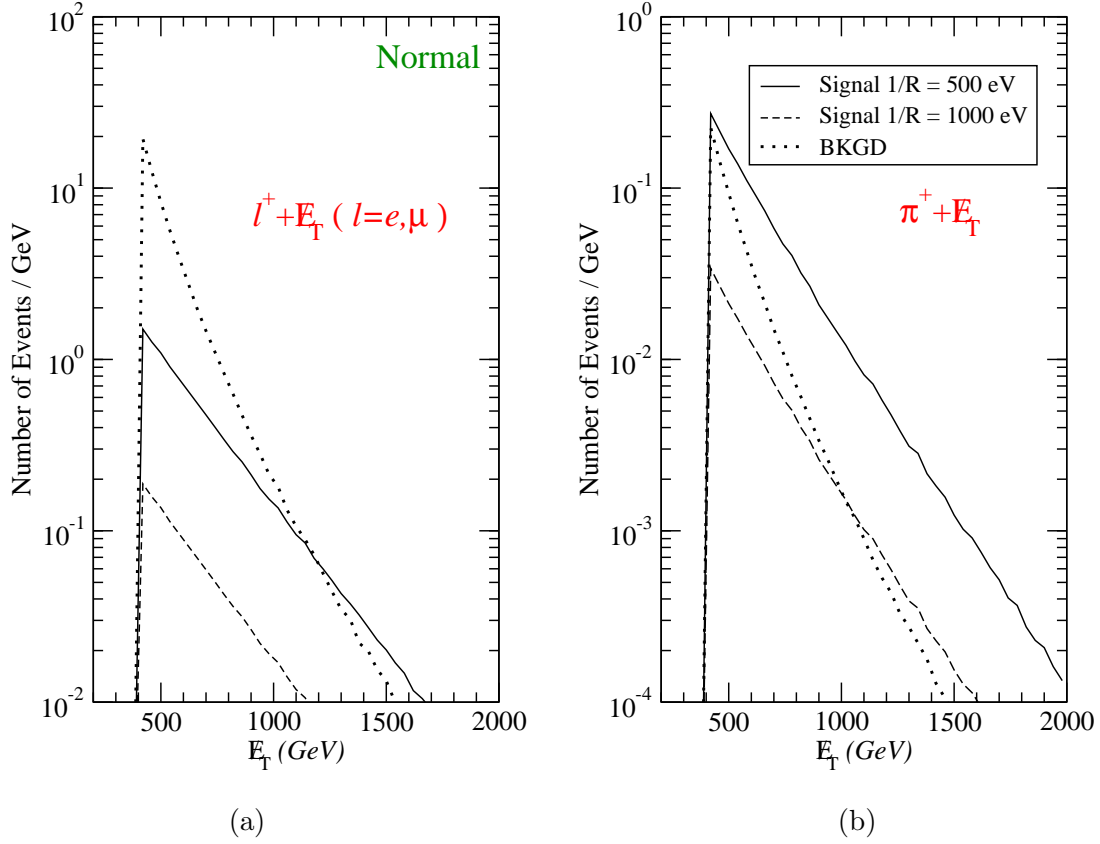


FIG. 8: Missing energy distribution (after both Basic and Second cuts) for the normal hierarchy scheme, with $1/R = 500$ eV and 1000 eV. (a) is for $\ell^+ \cancel{E}_T$ channel, and (b) for $\pi^+ \cancel{E}_T$ channel.

b. Inverted Hierarchy: We follow a similar procedure and perform a Monte Carlo using the Higgs interaction specified in Eqs. (14) and (16). We use the same kinematic cuts given in Table III for lepton + \cancel{E}_T and $\pi + \cancel{E}_T$. The number of signal and background events after imposing these cuts are summarized in Table V. The ratio of the number of signal and background events (S/B), as well as the statistical significance of the signal (S/\sqrt{B}), are also shown in Table V. In Fig. 9 we show the missing energy distribution after imposing both the Basic and Second cuts, for $\ell^+ \cancel{E}_T$ in (a), and $\pi^+ \cancel{E}_T$ in (b). As can be seen from Table V, for $1/R = 500$ eV, there is a significant deviation from SM background in both the $\ell^+ \cancel{E}_T$ and $\pi^+ \cancel{E}_T$ channels.

We note that for both the normal and inverted mass schemes, the statistical significance

TABLE V: Number of signal (S) and background (B) events for the inverted hierarchy scheme, with $1/R = 500 \text{ eV}$, at the LHC with an integrated luminosity of 100 fb^{-1} . The kinematic cuts listed in each row are applied sequentially.

	$\ell^+ + \cancel{E}_T$						$\pi^+ + \cancel{E}_T$			
	$\ell = e$	$\ell = \mu$	S	B	S/B	S/\sqrt{B}	S	B	S/B	S/\sqrt{B}
Basic cuts	3372	1649	5021	1.07×10^9	4.69×10^{-6}	0.15	183	0.17×10^9	1.08×10^{-6}	0.014
Second cuts	767	375	1142	2432	0.47	23.2	55	27	2.04	10.58

TABLE VI: Number of signal (S) and background (B) events for the degenerate mass scheme, with $1/R = 3000 \text{ eV}$, at the LHC with an integrated luminosity of 100 fb^{-1} . The kinematic cuts listed in each row are applied sequentially.

	$\ell^+ + \cancel{E}_T$						$\pi^+ + \cancel{E}_T$			
	$\ell = e$	$\ell = \mu$	S	B	S/B	S/\sqrt{B}	S	B	S/B	S/\sqrt{B}
Basic cuts	6049	6065	12114	1.07×10^9	1.1×10^{-5}	0.37	672	0.17×10^9	4.0×10^{-6}	0.05
Second cuts	1376	1380	2756	2432	1.13	55.9	202	27	7.48	38.87

for distinguishing the signal from background becomes marginal for $1/R \gtrsim 1000 \text{ eV}$, due to an overall suppression of the signal rate in the entire \cancel{E}_T range, as suggested by Figs. (8) and (9).

c. Degenerate: As already pointed out, we expect the constraints on $1/R$ from neutrino oscillation and unitarity to be stronger in the degenerate mass scheme, and we therefore choose to present results for $1/R = 3000 \text{ eV}$, as this yields the same order of magnitude total cross section as in the normal and inverted mass schemes. We perform a Monte Carlo study with the Higgs interaction given by Eqs. (14) and (17). The numerical results are summarized in Table. VI and Fig. 10, and in the latter we also show the distributions for $1/R = 6000 \text{ eV}$. In the degenerate mass scheme, there are about the same number of signal events in the e^+ , μ^+ and τ^+ channels.

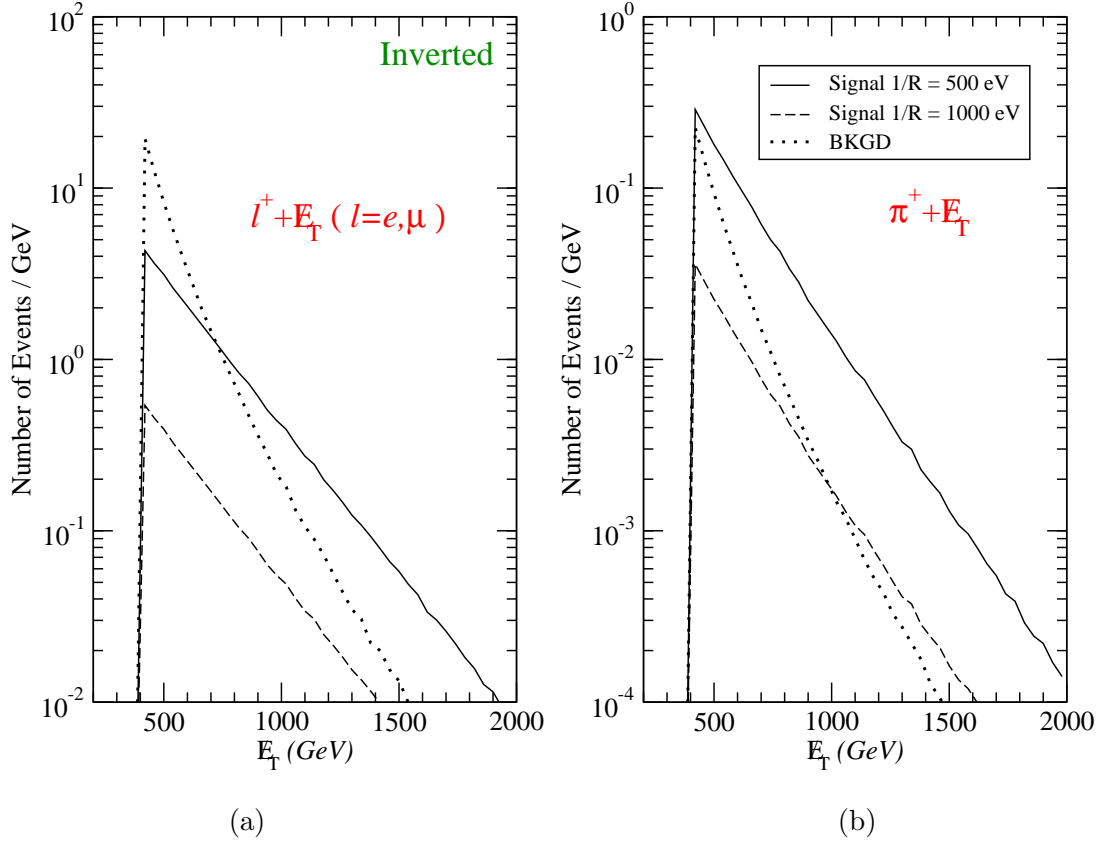


FIG. 9: Missing energy distribution (after both Basic and Second cuts) for the inverted hierarchy scheme, with $1/R = 500$ eV and 1000 eV. (a) is for $\ell^+ \cancel{E}_T$ channel, and (b) for $\pi^+ \cancel{E}_T$ channel.

D. Discovery potential

In order to study the potential of the LHC to distinguish the signal from background events, we compute the Significance

$$S_B = \frac{S}{\sqrt{B}} = \frac{\sigma_{signal} \mathcal{L}}{\sqrt{\sigma_{bkgd} \mathcal{L}}}, \quad (29)$$

where \mathcal{L} is the integrated luminosity. To unambiguously establish the new physics scenario we are considering, it is desirable to have $S_B > 5$. For each mass scheme, we plot in Fig. 11, S_B as a function of $1/R$, at the LHC for $\mathcal{L} = 100$ and 1000 fb^{-1} . In this, we have imposed both Basic and Second cuts listed in Table. III for the $\ell^+ \cancel{E}_T$ and $\pi^+ \cancel{E}_T$ channels.

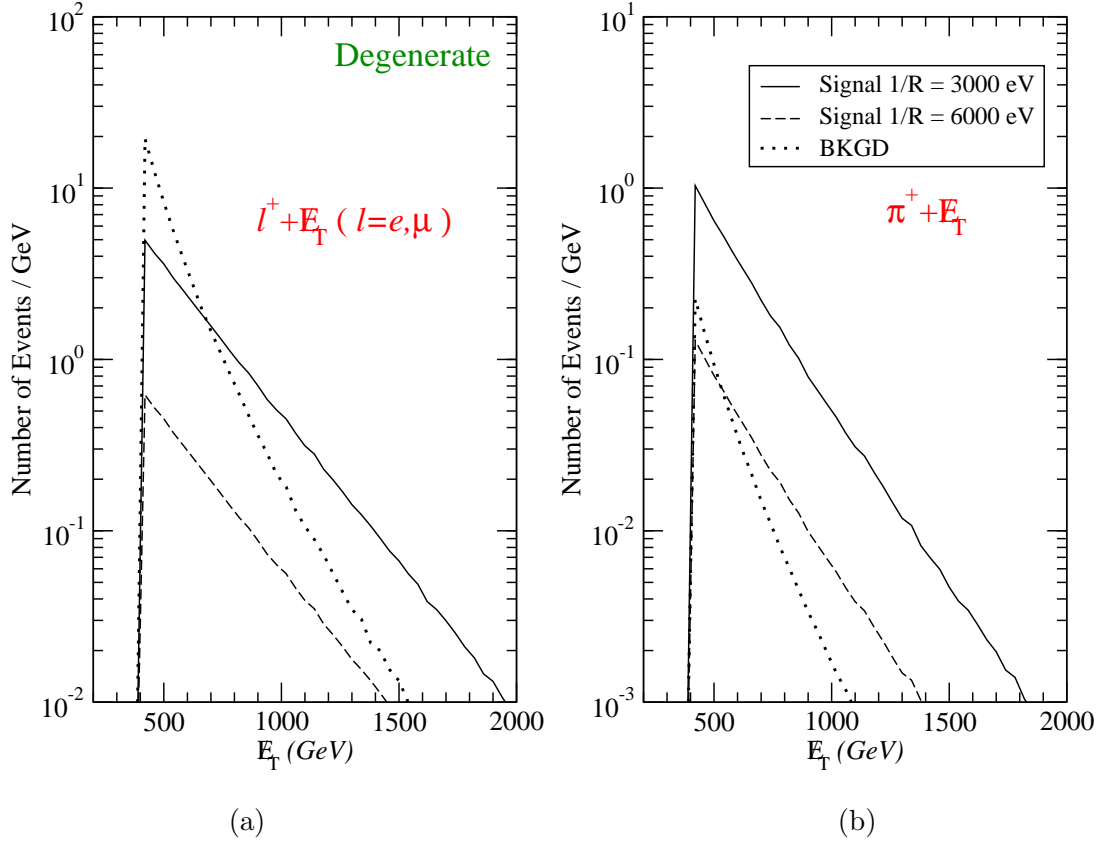


FIG. 10: Missing energy distribution (after both Basic and Second cuts) for the degenerate mass scheme, with $1/R = 3000$ eV and 6000 eV. (a) is for $\ell^+ \cancel{E}_T$ channel, and (b) for $\pi^+ \cancel{E}_T$ channel.

We infer from Fig. 11 that the $\ell^+ \cancel{E}_T$ and $\pi^+ \cancel{E}_T$ channels lead to a similar significance, with $\ell^+ \cancel{E}_T$ being somewhat better in the case of the inverted mass scheme. If $1/R$ is about 900 eV (for normal or inverted) or about 8 KeV (for degenerate) we may expect S_B in the $2-5\sigma$ range at the LHC. Here, it is worth pointing out that if we strictly impose the unitarity and oscillation constraints on $1/R$ that we derived in Ref. [13], we would expect a poor S_B at the LHC with $\mathcal{L} = 100 \text{ fb}^{-1}$. However, we had pointed out that owing to the dependence on the cutoff for $\delta = 3$, those constraints are uncertain to some extent. Therefore, in the event that the constraint on $1/R$ is relaxed somewhat, we may expect to see a signal at the LHC.

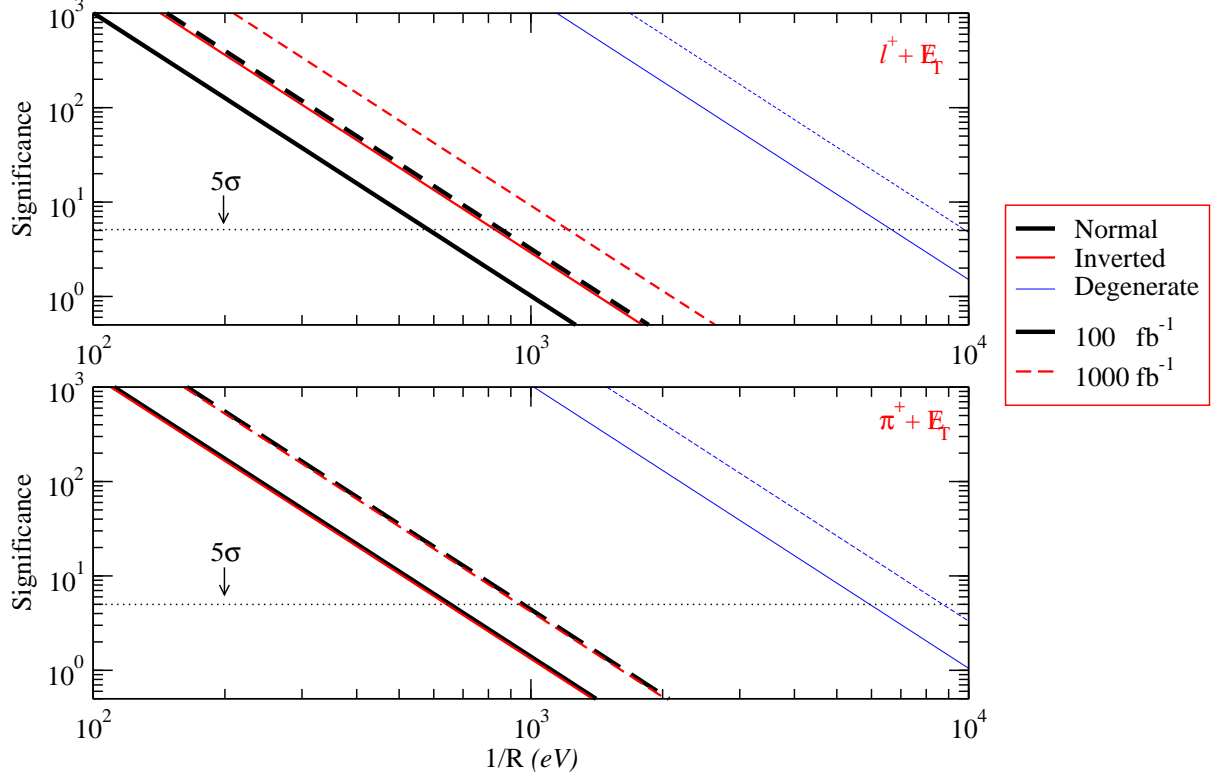


FIG. 11: Significance (after Basic and Second cuts) as a function of $1/R$ ($\delta = 3$) for the normal, inverted and degenerate mass schemes at LHC with an integrated luminosity $\mathcal{L} = 100$ and 1000 fb^{-1} .

E. Distinguishing mass schemes

We pointed out in Sec. II C that the neutrino oscillation data presently leave undetermined the sign of Δm_{atm}^2 , in addition to the absolute scale of neutrino masses. Measuring the sign of Δm_{atm}^2 determines directly whether the normal or the inverted hierarchy is realized in nature. While presently no experiment is capable of achieving this, the proposed long baseline neutrino experiments could potentially determine this sign by making use of matter effects in the earth [19]. Here, it is interesting to ask if we can instead use the collider observables that we have been considering in order to distinguish between the normal, inverted and the degenerate mass schemes, given an excess above SM background at the LHC that is consistent with bulk right handed neutrinos as is being discussed here. We define $\mathcal{N}(\mu + \cancel{E}_T)$

and $\mathcal{N}(e + \cancel{E}_T)$ to be the number of $(\mu + \cancel{E}_T)$ and $(e + \cancel{E}_T)$ signal events, respectively, after the Second cut. As a first step, we assume that $\mathcal{N}(\mu + \cancel{E}_T)$ and $\mathcal{N}(e + \cancel{E}_T)$ can be determined by subtracting out the estimated number of background $(\mu + \cancel{E}_T)$ and $(e + \cancel{E}_T)$ events, from the actual number of events seen in the collider. We find a suitable discriminant that could potentially distinguish between the neutrino mass schemes to be

$$\mathcal{A}_{\mu e} \equiv \frac{\mathcal{N}(\mu + \cancel{E}_T) - \mathcal{N}(e + \cancel{E}_T)}{\mathcal{N}(\mu + \cancel{E}_T) + \mathcal{N}(e + \cancel{E}_T)} . \quad (30)$$

It can be shown from Eqs. (1), (14) and (19) that

$$\begin{aligned} \mathcal{N}(e + \cancel{E}_T) &\propto \frac{\mathcal{L}}{(1/R)^\delta} \left[m_1^2 + (0.531)^2 \Delta m_{solar}^2 \right] , \\ \mathcal{N}(\mu + \cancel{E}_T) &\propto \frac{\mathcal{L}}{(1/R)^\delta} \left[m_1^2 + (0.599)^2 \Delta m_{solar}^2 \pm (0.707)^2 \Delta m_{atm}^2 \right] , \end{aligned} \quad (31)$$

where the upper (lower) sign is for the normal (inverted) hierarchy.[¶] Therefore,

$$\mathcal{A}_{\mu e} \approx \frac{\pm 0.5 \Delta m_{atm}^2}{2m_1^2 \pm 0.5 \Delta m_{atm}^2} , \quad (32)$$

and for normal (inverted) hierarchy $\mathcal{A}_{\mu e} > 0$ ($\mathcal{A}_{\mu e} < 0$).

In Fig. 12 we plot $\mathcal{A}_{\mu e}$ as a function of m_1 . We note here that for the inverted mass scheme, the smallest value that m_1 can take is 0.05 eV, as can be seen from Fig. 1. We see from Fig. 12 that it is indeed possible to distinguish between the normal and inverted hierarchies. The vertical error-bar shows $\delta \mathcal{A}_{\mu e}$, the statistical accuracy with which $\mathcal{A}_{\mu e}$ can be measured at the LHC, for a luminosity $\mathcal{L} = 100 \text{ fb}^{-1}$. We estimate $\delta \mathcal{A}_{\mu e}$ by calculating the number of e and μ events using Eq. (31). For m_1 small, we see that there is excellent discriminating power of many standard deviations to determine whether the normal or the inverted mass hierarchy is realized. However, as m_1 increases the number of e , μ and τ events become approximately equal and the discriminating power diminishes.

The absolute scale of neutrino masses (say m_1) can also be determined by measuring $\mathcal{A}_{\mu e}$, but only if m_1^2 is not too large compared to Δm^2 . This is because, a given

[¶] For the Second cuts with $\delta = 3$, we find, say from Table VI, the constant of proportionality in Eq. (31) to be $3.726 \times 10^{11} \text{ eV fb}$.

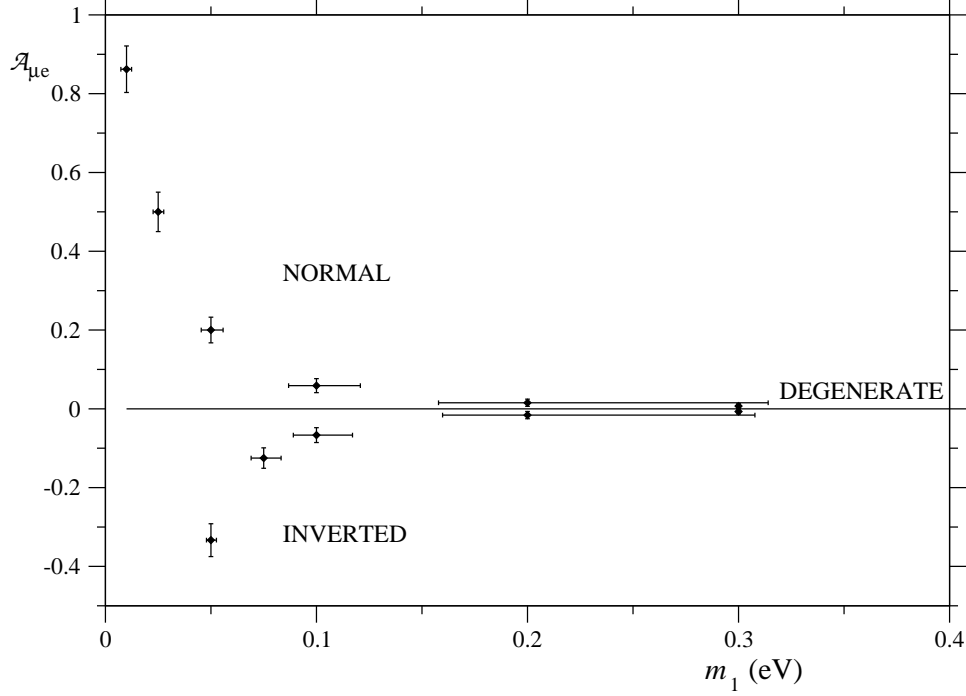


FIG. 12: $\mathcal{A}_{\mu e}$ as a function of m_1 . $\mathcal{A}_{\mu e} > 0$ ($\mathcal{A}_{\mu e} < 0$) implies normal (inverted) hierarchy and $\mathcal{A}_{\mu e} \approx 0$ implies degenerate mass scheme. The error-bars are for the LHC with $\mathcal{L} = 100 \text{ fb}^{-1}$ and $1/R = 500 \text{ eV}$.

(statistical) uncertainty $\delta\mathcal{A}_{\mu e}$ corresponds to an uncertainty on the mass given by $\delta m_1^2 = (0.25\Delta m_{atm}^2)(\delta\mathcal{A}_{\mu e}/\mathcal{A}_{\mu e}^2)$. Thus, for $m_1^2 \gg \Delta m^2$ the masses become approximately degenerate, $\mathcal{N}(e + \cancel{E}_T) \approx \mathcal{N}(\mu + \cancel{E}_T) \approx \mathcal{N}(\tau + \cancel{E}_T)$, due to which $\mathcal{A}_{\mu e} \approx 0$, and the uncertainty δm_1^2 becomes worse. From Fig. 12 we see that we can determine m_1 by measuring $\mathcal{A}_{\mu e}$, and the horizontal error-bars shows the uncertainty in the inferred value of m_1 due to the (statistical) uncertainty $\delta\mathcal{A}_{\mu e}$ on the measured $\mathcal{A}_{\mu e}$. This might provide a means to measure the absolute scale of neutrino mass (m_1) which cannot be done through neutrino oscillation experiments. For example, in the normal mass scheme if $m_1 = 0.05 \text{ eV}$, at the LHC we would measure an asymmetry $\mathcal{A}_{\mu e} = 0.2 \pm 0.03$, where the error is the statistical uncertainty for $\mathcal{L} = 100 \text{ fb}^{-1}$. From this measurement, we infer from Eq. (32) that $m_1 = 0.05_{-0.005}^{+0.006} \text{ eV}$, and this error is shown in Fig. 12 as the horizontal error-bar. For $m_1 > 0.2 \text{ eV}$ the horizontal error-bars get progressively larger and we do not show them in the figure to reduce clutter. If m_1 is indeed large in nature, it follows from Eq. (22) that from the measured bulk neutrino

production cross section, we can at best only determine the ratio $m^2/(1/R)^\delta$ using Eq. (19).

It is interesting to note that the neutrino oscillation probability from an active species to the (sterile) heavier KK modes is also proportional to $m^2/(1/R)^\delta$ [13]. Therefore, it appears that in the degenerate mass case, it would not be possible to disentangle m and $1/R$ even if we observed the collider signature that we have been considering; this would still be the case if we also observed a finite oscillation probability into the heavier KK states.

In Eq. (12), for simplicity, we assumed l^{e3} to be zero. If we had not done so, one might wonder if $\mathcal{A}_{\mu e}$ has any sensitivity to the small angle associated with l^{e3} . We do not expect this to be measurable since the change in the numbers of e and μ events would be much smaller than the statistical uncertainties involved. It is also worth mentioning that the τ - e (or τ - μ) asymmetry does not add any information in probing the neutrino masses.

IV. CONCLUSIONS

We consider a theory with right-handed neutrinos propagating in δ large extra dimensions, with radius R , and coupled to the left-handed neutrino by the Higgs boson Yukawa coupling. Such a theory naturally explains the smallness of the neutrino mass scale, in addition to addressing the gauge hierarchy problem in the standard model (SM). Presently the combination of neutrino oscillation data leave undetermined the absolute neutrino mass scale m_ν which lead us to present our results for the normal, inverted and degenerate mass schemes. In addition, the observables that we analyze depend on δ and $1/R$ of the extra-dimensional theory. We take the fundamental scale of gravity M_* to be the electroweak scale $M_{EW} \sim 10^3$ GeV.

We showed in our previous work [13] that neutrino oscillation and unitarity in Higgs-Higgs scattering places a lower bound on $1/R$, particularly strong for $\delta > 3$. We thus restricted our consideration to theories with $\delta \leq 3$, and we pointed out that the bounds we derived were somewhat uncertain for $\delta = 2$ and 3, since the observables depended on the cutoff (M_*) of the theory. Here, we present our results choosing $1/R$ to be around this lower bound,

although not imposing the bound strictly due to the uncertainty just mentioned.

We show that the Higgs boson production at a collider and its decay can be enhanced significantly owing to the large number of Kaluza-Klein (KK) neutrino states that can be produced in the final state. To probe this theory we consider the signal process

$$q\bar{q}' \rightarrow W^* \rightarrow \ell^+ h \nu_R^{i(n)}$$

at hadron colliders, such as the Tevatron and the LHC. The production cross section is shown in Fig. (3) for $\delta = 2, 3$. We find for instance, for $\delta = 3$, $1/R \sim 1$ KeV, we could detect a signal at the LHC with a luminosity $\mathcal{L} = 100 \text{ fb}^{-1}$.

In addition to the SM decay mode of the Higgs boson $h \rightarrow b\bar{b}$, we also consider the new invisible decay mode ($h \rightarrow \nu_L \nu_R^{(n)}$). As shown in Fig. (4), the invisible decay mode dominates for smaller $1/R$.

We perform a Monte Carlo analysis of the signal process along with the SM backgrounds, and find that the Higgs boson decaying invisibly, leading to a $\ell^+ \cancel{E}_T$ ($\ell = e, \mu, \tau$) signature, is more promising compared to the $h \rightarrow b\bar{b}$ decay mode. We apply the cuts shown in Table III to enhance the signal relative to the background, and show the resulting significance in Fig. (11). We find a significance in the $2 - 5 \sigma$ range for $\delta = 3$ and $1/R \sim 900$ eV for normal and inverted mass hierarchies, and $1/R \sim 8000$ eV for the degenerate mass scheme. We only consider the positive charged lepton and the $\pi^+ \nu$ decay mode of the τ^+ . Including the negative charged lepton and the $\rho \nu$ decay mode of the τ will improve the situation somewhat.

Finally, we point out that if a positive signal is found that is compatible with the extra-dimensional hypothesis considered here, the asymmetry in the number of μ versus e events can be used to distinguish between the neutrino mass schemes and to determine the absolute neutrino mass scale, and the accuracies with which these can be determined are shown in Fig. (12). The collider might be a unique place to determine this information as it is not available from neutrino oscillation experiments.

Acknowledgments:

We thank K. Tobe for useful discussions. This work was supported in part by the NSF grant PHY-0244919.

-
- [1] Y. Fukuda *et al.* [Super-Kamiokande Collaboration], Phys. Rev. Lett. **81**, 1562 (1998) [hep-ex/9807003]; M. B. Smy *et al.* [Super-Kamiokande Collaboration], [hep-ex/0309011].
 - [2] Q. R. Ahmad *et al.* [SNO Collaboration], Phys. Rev. Lett. **89**, 011302 (2002) [nucl-ex/0204009]; A. L. Hallin *et al.*, Nucl. Phys. Proc. Suppl. **118**, 3 (2003);
 - [3] L. Wolfenstein, Phys. Rev. D **17**, 2369 (1978); S. P. Mikheev and A. Y. Smirnov, Sov. J. Nucl. Phys. **42**, 913 (1985) [Yad. Fiz. **42**, 1441 (1985)].
 - [4] J. N. Bahcall, M. C. Gonzalez-Garcia and C. Pena-Garay, JHEP **0207**, 054 (2002) [hep-ph/0204314]; M. C. Gonzalez-Garcia and C. Pena-Garay, Phys. Rev. D **68**, 093003 (2003) [hep-ph/0306001].
 - [5] A. Aguilar *et al.* [LSND Collaboration], Phys. Rev. D **64**, 112007 (2001) [hep-ex/0104049].
 - [6] N. Arkani-Hamed, S. Dimopoulos and G. Dvali, Phys. Lett. B **429**, 263 (1998) [hep-ph/9803315].
 - [7] I. Antoniadis, N. Arkani-Hamed, S. Dimopoulos and G. R. Dvali, Phys. Lett. B **436** (1998) 257 [hep-ph/9804398].
 - [8] K. R. Dienes, E. Dudas and T. Gherghetta, Nucl. Phys. B **557**, 25 (1999) [hep-ph/9811428].
 - [9] N. Arkani-Hamed, S. Dimopoulos, G. R. Dvali and J. March-Russell, Phys. Rev. D **65**, 024032 (2002) [hep-ph/9811448].
 - [10] G. R. Dvali and A. Y. Smirnov, Nucl. Phys. B **563**, 63 (1999) [hep-ph/9904211].
 - [11] R. N. Mohapatra, S. Nandi and A. Perez-Lorenzana, Phys. Lett. B **466**, 115 (1999) [hep-ph/9907520]; R. N. Mohapatra and A. Perez-Lorenzana, Nucl. Phys. B **576**, 466 (2000) [hep-ph/9910474]; R. N. Mohapatra and A. Perez-Lorenzana, Nucl. Phys. B **593**, 451 (2001) [hep-ph/0006278]; K. R. Dienes and I. Sarcevic, Phys. Lett. B **500**, 133 (2001) [hep-ph/0008144]; C. S. Lam and J. N. Ng, Phys. Rev. D **64**, 113006 (2001) [hep-ph/0104129].
 - [12] H. Davoudiasl, P. Langacker and M. Perelstein, Phys. Rev. D **65**, 105015 (2002) [hep-

ph/0201128].

- [13] Q. H. Cao, S. Gopalakrishna and C.-P. Yuan, [hep-ph/0312339].
- [14] S. P. Martin and J. D. Wells, Phys. Rev. D **60**, 035006 (1999) [hep-ph/9903259]; N. G. Deshpande and D. K. Ghosh, Phys. Lett. B **567**, 235 (2003) [hep-ph/0303160].
- [15] R. M. Godbole, M. Guchait, K. Mazumdar, S. Moretti and D. P. Roy, Phys. Lett. B **571**, 184 (2003) [hep-ph/0304137].
- [16] G. F. Giudice, R. Rattazzi and J. D. Wells, Nucl. Phys. B **544**, 3 (1999) [hep-ph/9811291].
- [17] Z. Maki, M. Nakagawa and S. Sakata, Prog. Theor. Phys. **28**, 870 (1962).
- [18] J. Pumplin, D. R. Stump, J. Huston, H. L. Lai, P. Nadolsky and W. K. Tung, JHEP **0207**, 012 (2002).
- [19] V. D. Barger, S. Geer, R. Raja and K. Whisnant, Phys. Rev. D **62**, 013004 (2000) [hep-ph/9911524]; Y. F. Wang, K. Whisnant, Z. h. Xiong, J. M. Yang and B. L. Young [VLBL Study Group H2B-4 Collaboration], Phys. Rev. D **65**, 073021 (2002) [hep-ph/0111317].