

May 13, 2004

Density saturation and the decrease of the normalised width of the multiplicity distribution in high energy pp collisions

Jorge Dias de Deus

CENTRA and Departamento de Física (I.S.T.),
Av. Rovisco Pais, 1049-001 Lisboa, Portugal

E.G. Ferreira, C. Pajares

Departamento de Física de Partículas,
Universidad de Santiago de Compostela
15706 Santiago de Compostela, Spain

Roberto Ugoccioni

Dipartimento di Fisica Teorica and INFN – Sezione di Torino
Via P. Giuria 1, 10125 Torino, Italy

Abstract

It is experimentally observed that the width of the KNO multiplicity distribution or the negative binomial parameter, $1=k$ for pp collisions, in the energy region $10 \leq \sqrt{s} \leq 1800$ GeV, is an increasing function of the energy. We argue that in models with parton or string saturation such trend will necessary change: at some energy the distribution will start to become narrower. In the framework of percolating strings, we have estimated the change to occur at an energy of the order of 5{10 TeV.

1 The problem

Experimentally, in pp and pp collisions, not only the average particle multiplicity is increasing with energy but, as well, the normalised width of the multiplicity distribution is an increasing function of energy [1]. In other words, both $\langle n \rangle$ and $D^2 = \langle n^2 \rangle - \langle n \rangle^2$ increase with energy.

The increase of $\langle n \rangle$ is expected: more particles are produced when more energy is available. The growth of $D^2 = \langle n^2 \rangle - \langle n \rangle^2$ is, however, not so obvious. The general argument seems to be that the increase of energy implies phase-space opening. There is more room for partons, strings, clusters or clans, more room for multiple collisions and different in part parameters contributions, more room for harder collisions and additional QCD branching [2]. In all these approaches, if there are no limitations, fluctuations increasingly dominate over average multiplicity: $D^2 = \langle n^2 \rangle - \langle n \rangle^2$ increases and, asymptotically, it may reach a constant value (KNO scaling [3]). This kind of behaviour, as pointed out in [4], has been observed long ago in cosmic ray physics [5], with the negative binomial parameter k stabilising at a value of the order of 2.5 ± 3 , for $\sqrt{s} \approx 1$ TeV.

However, if saturation phenomena occur [6, 7], i.e., too many objects occupy a finite region of interaction, then fluctuations are severely limited and $D^2 = \langle n^2 \rangle - \langle n \rangle^2$ will start to decrease. On general grounds, this is not unreasonable. As the number of intermediate objects (or final particles) is bounded by \sqrt{s} (conservation of energy), while the region of interaction is constrained by the stronger Froissart bound, $\ln^2 \sqrt{s}$, there exists a real possibility for saturation. It is also well known that, at fixed energy, when triggering on rare events [8] or selecting central in part parameter, $b = 0$, collisions [9], the KNO distribution, due to the higher density, is narrower.

2 Theoretical framework

We shall work in the framework of the dual string model [10]. Saturation, in this case, results from clustering and percolation of strings. In a collision, N_s strings are produced and they may form clusters with different number of strings (or different sizes). These clusters act as random, particle emitting, sources. Following [11], we write for the multiplicity distribution, $P(n)$,

$$P(n) = \int_0^1 W(X) P(n; X n_1) dX; \quad (1)$$

where W is a normalised weight function, X is a clustering variable, $P(n; X n_1)$ a convolution function for a cluster of strings, n_1 being the single string average multiplicity. We assume for $P(n; X n_1)$ a Poisson distribution, this being consistent with the single string distribution of low energy e^+e^- annihilations. Note that, as emphasised in [11], an equation similar to (1), with the same function $W(X)$, can be written for the inclusive p_T distribution, $f(p_T)$.

From (1) we obtain

$$\langle n \rangle = \langle X \rangle \langle n_1 \rangle \quad (2)$$

and

$$\frac{h n^2 i}{h n i^2} = \frac{h X^2 i}{h X i^2} + \frac{1}{h n i}; \quad (3)$$

or, with the definition

$$\frac{1}{k} = \frac{h n^2 i}{h n i^2} = \frac{1}{h n i}; \quad (4)$$

$$\frac{1}{k} = \frac{h X^2 i}{h X i^2}; \quad (5)$$

Having in mind that the sum rule

$$h N_c i h N i = N_s; \quad (6)$$

must be satisfied, where N_c is the number of clusters, N the number of strings in a cluster and N_s the average number of strings, we shall write

$$X = h N_c i N; \quad (7)$$

such that, finally, we obtain

$$h n i = h N_c i h n_1 i = N_s n_1; \quad (8)$$

and

$$\frac{1}{k} = \frac{h N^2 i}{h N i^2}; \quad (9)$$

The relevant parameter in string clustering (and percolation) is the transverse density ,

$$= \frac{r_0^2}{R} N_s; \quad (10)$$

where r_0 is the transverse radius of the string (we shall use $r_0 = 0.2$ fm) and R is the effective radius of the interaction region, with $R = 1$ fm in pp collisions.

It is the parameter that controls clustering: when N strings cluster, the effective colour charge is not proportional to N but, due to the vectorial nature of colour summation [12], is proportional to $F(\lambda)N$, where [13]

$$F(\lambda) = \frac{S}{1 + e^{\lambda}}; \quad (11)$$

such that, instead of (7) and (8), one should write

$$X = h N_c i F(\lambda) N \quad (12)$$

and,

$$h n i = F(\lambda) N_s n_1; \quad (13)$$

Equation (9) for $1=k$ remains, of course, unchanged. Note that $F(\lambda)$ is a decreasing function of λ .

3 The toy model

In order to show, clearly, the problem of the competition between the opening of new possibilities and limitations due to saturation, let us introduce a very simple, and known to everybody, toy model. Imagine that one has N_s identical coins to distribute over M identical boxes. The reader may imagine the distribution of N_s partons or strings over the interaction region of size M , or R^2 (in units of r_0^2). This is a purely combinatorial problem, without percolation.

After each throw of the coins there is a configuration (see [14]) $f_N(N)$, where N is the number of coins in a box ($1 \leq N \leq N_s$) and f_N the number of times it happens. One, of course, has

$$\sum_N f_N(N) = N_s; \quad (14)$$

To each configuration there is a probability p associated, with

$$\sum_{f_N(N)} p(f_N(N)) = 1; \quad (15)$$

From the $p(f_N(N))$ one can extract the average number of N -clusters (boxes with N coins), $N(N)$. They satisfy the relation

$$\sum_N N N(N) = N_s; \quad (16)$$

as expected, and [14]

$$\sum_N N(N) = M \left(1 - \frac{1}{M} \right)^{N_s} : \quad (17)$$

The probability $P(N)$ of having an N -cluster is

$$P(N) = \frac{N(N)}{\sum_N N(N)}; \quad (18)$$

By making use of (16), (17) and (18), and taking the thermodynamical limit, $N_s \rightarrow \infty$ with fixed M ,

$$\frac{N_s}{M}; \quad (19)$$

one obtains for the average number of coins per occupied box

$$\langle N \rangle = \frac{1}{1 - \exp(-\frac{N_s}{M})}; \quad (20)$$

and

$$K = \frac{\langle N \rangle^2}{D_N^2} = \frac{1}{1 - (1 + \frac{N_s}{M}) \exp(-\frac{N_s}{M})}; \quad (21)$$

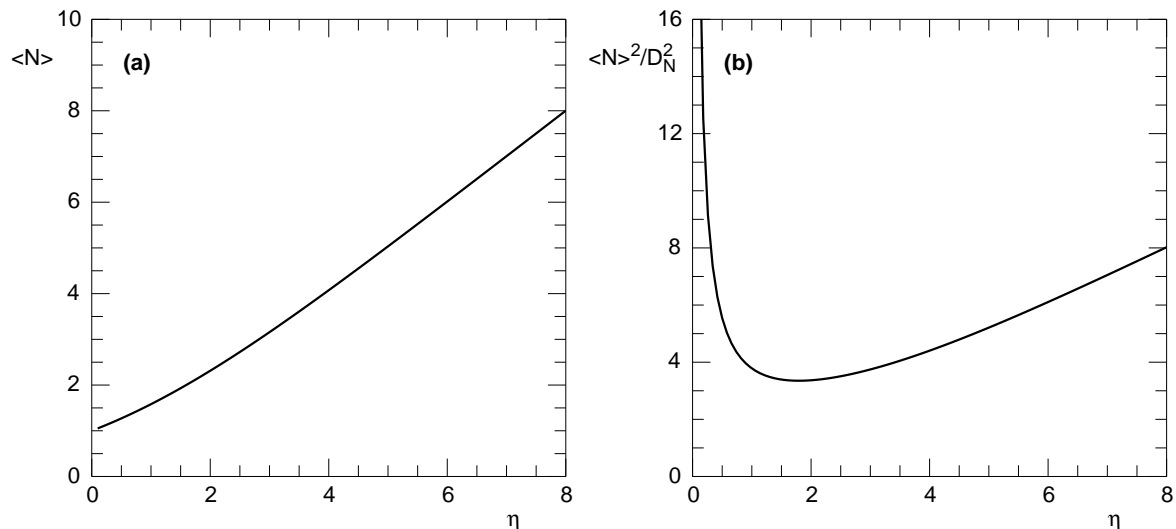


Figure 1: Plots of (a) the average number of strings per cluster, Eq. (20) and (b) of the inverse of its normalised variance, or k , Eq. (21), in the toy model, vs. the string density η .

If we use this toy model as input for $W(X)$ in (1), and take, as mentioned before, the Poisson distribution for $P(n; n_1)$, then, see (9), one obtains

$$K = k: \quad (22)$$

In Figure 1 we present plots of (20) and (21). The average multiplicity is, naturally, a growing function of the density. The parameter k goes to infinity at small η (one just has 1-clusters), decreases and reaches a minimum, $k = 3.3$, at $\eta = 1.8$, then moves to infinity again as $\eta \rightarrow \infty$ (the distribution is dominated by $N_s = M$ -clusters). We have checked by Monte Carlo simulation that the distribution $P(N)$ of the model is similar to a gamma distribution.

4 The physics

In order to make contact with real physics, we need to estimate the dependence of the parameter k , experimentally measured in pp collisions as a function of the energy, on the density parameter η . In other words, we have to find the energy dependence of η . As η , see (10), depends on N_s and R^2 , we need to find the energy dependence of N_s and R^2 .

For the pp average charged particle multiplicity in the dual string model, we shall write [15]:

$$\ln \langle \bar{s} \rangle = F(\eta) n_1 + (N_s \langle \bar{s} \rangle)^2; \quad (23)$$

where n_1 is the single valence string average multiplicity (assumed constant), $\langle \bar{s} \rangle$ the sea string multiplicity reduction factor ($\langle \bar{s} \rangle < 1$). Notice that in (23) one always has 2

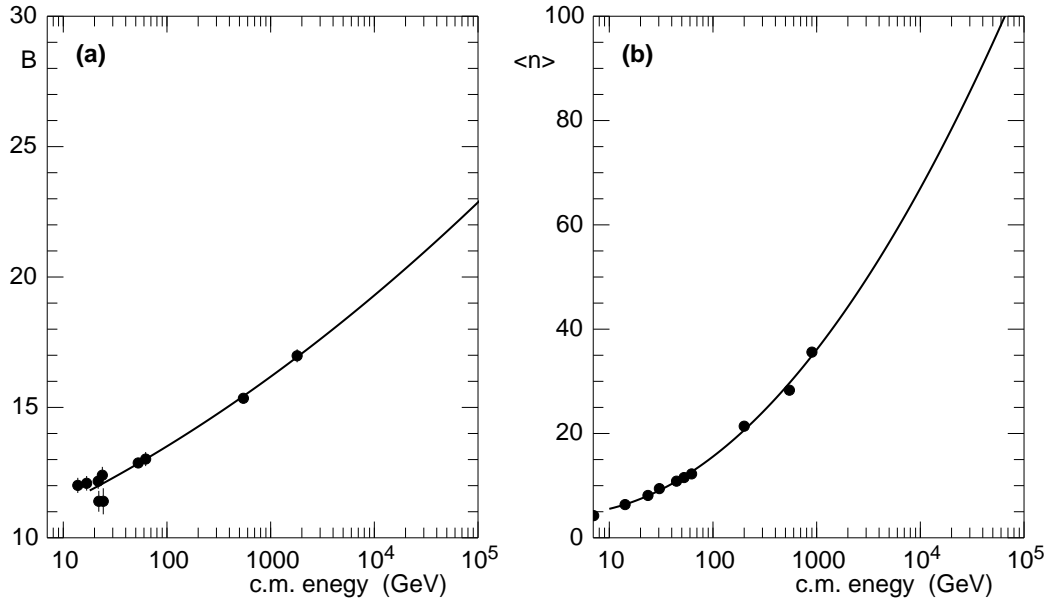


Figure 2: (a) Slope parameter B (GeV^{-2}) vs. c.m. energy (data points from [17]), parametrised by $B(\sqrt{s}) = 9.52 + 0.671 \ln \sqrt{s} + 0.0424 \ln^2 \sqrt{s}$, (b) Average multiplicity (data points from [16]) vs. c.m. energy, parametrised by $\ln \langle n \rangle = 5.99 + 2.46 \ln \sqrt{s} + 0.987 \ln^2 \sqrt{s}$.

valence strings and $N_s = 2$ sea strings. At low energy, $\sqrt{s} = 10 \text{ GeV}$, experimentally $\ln i = 4$, and theoretically $N_s = 2$ (the two valence strings) and of course $F(\sqrt{s}) = 1$ and $n_1 = 2$. Notice that (23) is a natural generalisation of (13) when there are two kinds of strings.

As the slope parameter $B(\sqrt{s})$ is a direct measure of the square of the interaction radius $R^2(\sqrt{s})$, we write, from (10),

$$\frac{N_s(\sqrt{s})}{r_0} = \frac{R(\sqrt{s})^2}{r_0} = cB(\sqrt{s}); \quad (24)$$

with $c = 1.6 \text{ GeV}^2 \text{ fm}^2$, such that at $\sqrt{s} = 10 \text{ GeV}$, $R = 1 \text{ fm}$ and $B = 10 \text{ GeV}^{-2}$.

By using equations (23) and (24), and experimental information on $\ln \langle n \rangle$ [16] and on $B(\sqrt{s})$ [17], we can in principle construct $N_s(\sqrt{s})$ and $F(\sqrt{s})$: from $F(\sqrt{s})$ we obtain $k(\sqrt{s})$, Eq. (21).

In Fig. 2a we show our fit to $B(\sqrt{s})$ and in Fig. 2b our fit to $\ln \langle n \rangle$. These parameterisations are then used in Eq. (24) and Eq. (23).

Intuitively, one expects the number of strings, N_s , to increase with \sqrt{s} . The results from our fits are shown in Fig. 3: N_s increases with energy and, within a factor 2, is not substantially different from Monte Carlo direct calculations [20]. Naively, as $N_s \propto R^2$, one also expects N_s to grow with energy. However, as the interaction area also grows with energy, the situation is not so clear. From (23) and (24) it is easily seen that the dependence on \sqrt{s} , $F(\sqrt{s})$, is determined by the ratio

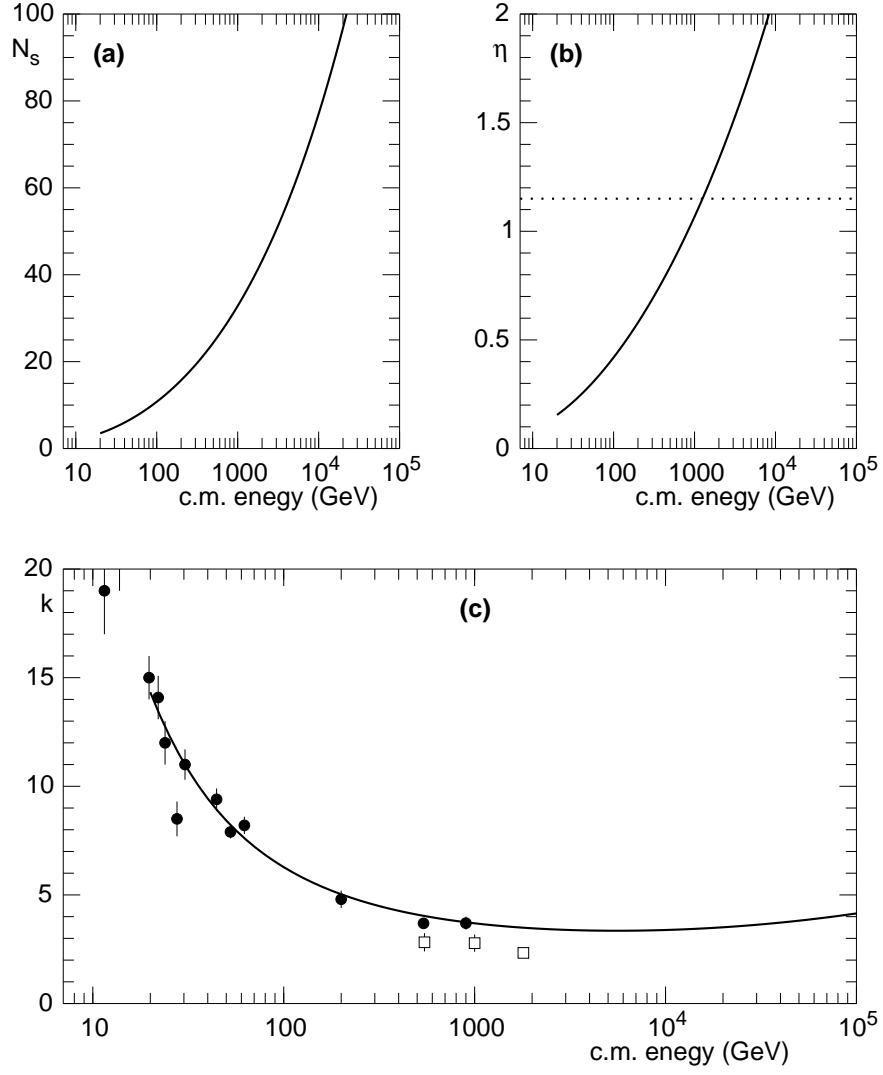


Figure 3: (a) N_s vs c.m. energy; (b) η vs c.m. energy; (c) k vs c.m. energy; experimental points from ISR and UA5 (filled points, [16]) and E735 (open squares, [18]). The values of the parameters used [see (23) and (24)] are: $\alpha = 0.45$, $n_1 = 2.9$ and $c = 1.9 \text{ GeV}^2 \text{fm}^2$.

$\ln(\langle p_{\perp}^2 \rangle) = B \langle p_{\perp}^2 \rangle$. In Figure 3b we present $\langle p_{\perp}^2 \rangle$; in the figure is shown as well the percolation threshold: $\rho_c \approx 1.15$.

Finally, in Fig. 3c, we show the dependence of k on energy, see (21) and Fig. 3b, in comparison with experimental points. If the "coins in boxes" model reflects the physical situation, we expect k to reach a minimum at $\sqrt{s} \approx 6$ TeV, in the LHC energy region. For a discussion of the situation in which k continues to decrease at high energy, see [19].

5 Conclusions

We have argued that the energy behaviour of the parameter k (or $\ln \langle p_{\perp}^2 \rangle = D_N^2$) of the multiplicity distribution in pp collisions is sensitive to the energy dependence of the parton/string transverse density. If in fact parameter over crowding never occurs (ρ is always small) k will decrease with energy, reaching, eventually, some asymptotic constant value. If over crowding takes place (ρ increases rapidly with energy) then k necessarily will change its behaviour and start increasing with energy. The turning point may occur at an energy of the order of 5{10 TeV.

It was shown in [11, 22] that the parameter k of the multiplicity distribution is the parameter k of the p_T -distribution: $(1 + bp_T^2)^{-k}$. This parameter k is also a decreasing function of energy in the $\sqrt{s} \approx 1.8$ TeV region. In Figure 4 we have compared experimental data on p_T distributions to the mentioned parameterisation, with k given by the multiplicity distribution values at the same energy. The agreement is reasonable, and improving with energy.

6 Acknowledgements

R. Ugoccioni would like to thank A. Prokudin for discussion on elastic collisions. E.G. Ferreira and C. Pajares thank the financial support of the CICYT of Spain through the contract FPA 2002-01161 and of Xunta de Galicia through the contract PGIDIT03PXIC20612PN.

References

1. M. Adamus et al, NA22 Collaboration, Z.Phys.C 32, 475 (1986); A. Breakestone et al, IL Nuovo Cimento 102A, 1199 (1989).
2. A. Capella, U.P. Sukhatme, C.I. Tan and J. Tran Thanh Van, Physics Reports 236, 225 (1994); B. Andersson, The Lund Model (Cambridge University Press, Cambridge, U.K., 1996); A. Giovannini and R. Ugoccioni, Phys. Rev. D 59, 094020 (1999); S.G. Matinyan and W.D. Walker, Phys. Rev. D 59, 034022 (1998); A. Giovannini and L. Van Hove, Z.Phys.C 30, 391 (1986); Yu.L. Dokshitzer, V.A. Khoze, A.H. Mueller and S.I. Troyan, Basics of perturbative QCD (Editions Frontieres, Gif-sur-Yvette, 1991).

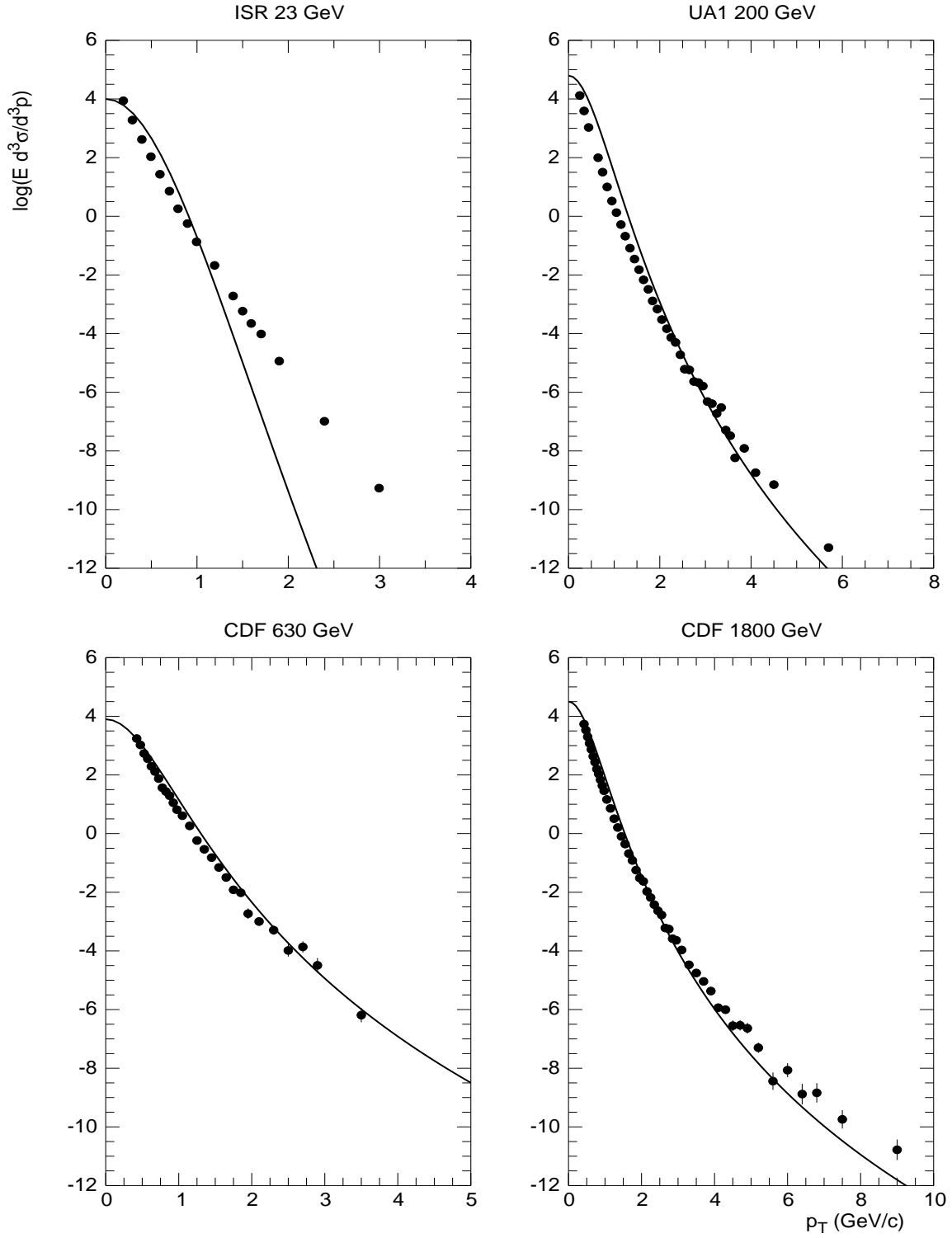


Figure 4: p_T distributions (not normalised) at several c.m. energies, (from [16, 21]) fitted with the power-law $A(1 + bp_T^2)^{-k}$, using, for each energy, the respective value of k obtained from the multiplicity distribution (from Fig. 3), A and b being free parameters.

3. Z. Koba, H. B. Nielsen and P. Olesen, Nucl. Phys. B 40, 317 (1972).
4. A. Giovannini, invited talk, in XXI International Symposium on Multiparticle Dynamics, edited by Liu Lianshou and Wu Yuanfang (World Scientific, Singapore, 1992), p. 285.
5. P. K. MacKeown and A. W. Wolfendale, Proc. Phys. Soc. 89, 553 (1966).
6. L. V. Gribov, E. M. Levin and M. G. Ryskin, Physics Reports 100, 1 (1983); A. H. Mueller and J. Qiu, Nucl. Phys. B 268, 427 (1986); L. McLerran and R. Venugopalan, Phys. Rev. D 49, 2233 (1994); Phys. Rev. D 49, 3352 (1994); Yu. V. Kovchegov, Phys. Rev. D 54, 5463 (1996).
7. M. A. Braun and C. Pajares, Phys. Lett. B 287, 154 (1992).
8. J. Dias de Deus, C. Pajares and C. A. Salgado, Phys. Lett. B 407, 335 (1997); Phys. Lett. B 408, 417 (1997); Phys. Lett. B 409, 474 (1997).
9. C. Pajares and Yu. M. Shabelski, Phys. Atom. Nucl. 63, 908 (2000).
10. N. S. Amelin, M. A. Braun and C. Pajares, Phys. Lett. B 306, 312 (1993); Z. Phys. C 63, 507 (1994); M. A. Braun and C. Pajares, Eur. Phys. J. C 16, 349 (2000); Phys. Rev. Lett. 85, 4864 (2000); N. Amesto and C. Pajares, Int. J. Mod. Phys. A 15, 2019 (2000).
11. J. Dias de Deus, E. G. Ferreira, C. Pajares and R. Ugoccioni, preprint hep-ph/0304068; C. Pajares, Acta Phys. Pol. B 35, 153 (2004).
12. T. S. Biro, H. B. Nielsen and J. Kroll, Nucl. Phys. B 245, 449 (1984).
13. M. A. Braun, F. Del Moral and C. Pajares, Phys. Rev. C 65, 024907 (2002).
14. M. A. Braun, C. Pajares and J. Ranft, Int. J. Mod. Phys. A 14, 2689 (1999).
15. J. Dias de Deus and R. Ugoccioni, Phys. Lett. B 491, 253 (2000); Phys. Lett. B 494, 53 (2000).
16. G. Giacomelli and M. Jacob, Physics Reports 55, 1 (1979); G. J. Alner et al. (UA5 Collaboration), Physics Reports 154, 247 (1987).
17. J. P. Burq et al. (NA8 Collaboration), Phys. Lett. B 109, 124 (1982); M. Adamus et al. (NA22 Collaboration), Phys. Lett. B 186, 223 (1987); N. Amos et al. (ISR), Nucl. Phys. B 262, 689 (1985); R. E. Bredon et al. (UA6 Collaboration), Phys. Lett. B 216, 459 (1989); F. Abe et al. (CDF Collaboration), Phys. Rev. D 50, 5518 (1994).
18. T. Alexopoulos et al. (E735 Coll.), Phys. Lett. B 435, 453 (1998).
19. A. Giovannini and R. Ugoccioni, Phys. Rev. D 68, 034009 (2003).
20. N. Amesto, M. A. Braun, E. G. Ferreira and C. Pajares, Phys. Rev. Lett. 77, 3736 (1996).
21. C. Albajar et al. (UA1 Collaboration), Nucl. Phys. B 335, 261 (1990); F. Abe et al. (CDF Coll.), Phys. Rev. Lett. 61, 1819 (1988).
22. J. Dias de Deus, E. G. Ferreira, C. Pajares and R. Ugoccioni, Phys. Lett. B 581,

156 (2004).