

Using lepton charge asymmetry to investigate the spin of supersymmetric particles at the LHC.

A.J. Barr

Cavendish Laboratory, University of Cambridge, Madingley Road, Cambridge,
CB3 0HE, UK

Abstract

If signals suggesting supersymmetry (SUSY) are discovered at the LHC then it will be vital to measure the spin of the new particles to demonstrate that they are indeed the predicted superpartners. A method is discussed by which the spins of some of the SUSY particles can be investigated. Angular distributions in sparticle decays lead to charge asymmetry in lepton-jet invariant mass distributions. The size of the asymmetry is proportional to the primary production asymmetry between squarks and anti-squarks. Monte Carlo simulations are performed for a particular mSUGRA model point at the LHC, demonstrating that the shape of the resultant asymmetry distributions are consistent with a spin-0 slepton and a spin- $\frac{1}{2}$ $\tilde{\chi}_2^0$, but are not consistent with the pure phase-space decays one would obtain from both sparticles being scalars.

Key words: Hadronic Colliders, Supersymmetry, Spin, LHC
Cavendish HEP-2004-14

1 Spin correlations and charge asymmetry

In a paper [1] detailing the method by which spin correlations were added to the HERWIG [2,3] Monte Carlo event generator, Peter Richardson indicated an example of part of a supersymmetric decay chain,

$$q_L \rightarrow \tilde{\chi}_1^0 q_L \rightarrow \tilde{\chi}_R \rightarrow q_L \quad (1)$$

Email address: alan.barr@cern.ch (A.J. Barr).

in which spin correlations might have an interesting effect on the kinematics of the emitted particles.

When the decay of the slepton is also considered, (e.g. 1), the final state consists of two opposite-signed leptons of the same family, a quark jet, and missing energy from the undetected $\tilde{\chi}_1^0$.

I first consider the distribution of invariant mass of the quark or anti-quark jet from the squark decay, and the lepton or anti-lepton from the $\tilde{\chi}_2^0$ decay. Using the terminology of [4], this lepton is known as the 'near' lepton, as opposed to the lepton from the slepton decay, which is called the 'far' lepton. Initially I investigate the parton-level distributions which one would obtain if the sign of the squark and the identity of the lepton were known. The complications arising from our inability to (a) distinguish which lepton came from which decay, and (b) measure the charge of the (s)quark are dealt with in sec. 4.

In the approximation in which the quark and lepton are massless, and the SUSY particles are on-mass-shell, then the $m_{\text{near}q}^{\text{near}}$ invariant mass has a simple and direct interpretation in terms of the angle, θ , between the quark and lepton in the $\tilde{\chi}_2^0$ rest frame

$$m_{\text{near}q}^2 = 2\mathbf{p}_1 \cdot \mathbf{p}_q (1 - \cos \theta) = (m_{\text{near}q}^{\text{max}})^2 \sin^2(\theta/2) \quad (2)$$

where \mathbf{p}_1 and \mathbf{p}_q are the 3-momenta of the near lepton and the quark respectively in the $\tilde{\chi}_2^0$ rest frame, and $m_{\text{near}q}^{\text{max}}$ is the kinematic maximum of $m_{\text{near}q}$,

$$(m_{\text{near}q}^{\text{max}})^2 = (m_{\tilde{\chi}_2^0}^2 - m_{\tilde{\chi}_1^0}^2)(m_{\tilde{\chi}_2^0}^2 - m_{\text{q}}^2) = m_{\tilde{\chi}_2^0}^2 : \quad (3)$$

As one would expect, for events in which $m_{\text{near}q}$ is at its maximum value, $\sin^2(\theta/2) = 1$, i.e. $\theta = \pi$ and the near lepton and the quark are back-to-back in the rest frame of the $\tilde{\chi}_2^0$.

If the spin correlations were ignored, and particles were allowed to decay according to phase-space, then the probability density function would be

$$\frac{dP_{\text{PS}}}{d\hat{m}} = 2 \sin(\theta/2) = 2\hat{m} \quad (4)$$

where the rescaled invariant mass variable, \hat{m} , is given by

$$\hat{m} = m_{\text{near}q} / m_{\text{near}q}^{\text{max}} = \sin(\theta/2) : \quad (5)$$

Taking spin correlations into account, there are extra spin projection factors in the amplitude of $\sin(\theta/2)$ or $\cos(\theta/2)$ depending on the helicities of the

(anti)lepton and (anti)quark, so that for $l^+ q$ or $l q$

$$\frac{dP_1}{dm} = 4 \sin^3(\theta = 2) = 4m^3 \quad (6)$$

and for $l q$ or $l^+ q$

$$\frac{dP_2}{dm} = 4 \sin(\theta = 2) \cos^2(\theta = 2) = 4m(1 - m^2) : \quad (7)$$

The functional form of these distributions is shown in g.2.

2 Parton level

I take as an example model the mSUGRA point with $m_0 = 100 \text{ GeV}$, $m_{\frac{1}{2}} = 300 \text{ GeV}$, $A_0 = 300 \text{ GeV}$, $\tan \beta = 2.1$ and $\mu > 0$. For this point the decay chain (g.1) has already been well investigated in the context of sparticle mass measurements [4, 5]. The mass spectrum and decay branching ratios were calculated with ISAJET-7.64. Some of the important sparticle masses are shown in table 1. The other significant point to mention in respect to this analysis is that the $\tilde{\chi}_2^0$ is largely W ino, so the branching ratios $\mathcal{B}(\tilde{\chi}_2^0 \rightarrow l^+ q)$ are highly suppressed compared to the equivalent decays for the left-handed squarks. To examine the parton-level distributions, a small sample of events (2.5 fb^{-1}) was generated using the Monte Carlo event generator HERWIG-6.505, with the leading-order parton distribution functions of MRST [6] (average of central and higher gluon).

There is an obvious difference between the $l^{\text{near}q}$ distributions for leptons and anti-leptons (g.3a). The differences between these shapes and those in the idealized distributions (g.2) are largely due to sparticles being off their mass shells and contributions from the various different mass squarks. This distinctive charge asymmetry is caused by spin correlations carried by the spin- $\frac{1}{2}$ $\tilde{\chi}_2^0$, so if we could measure the $m_{\text{near}q}$ invariant mass distribution in the decay chain (1) it would be easy to show that the $\tilde{\chi}_2^0$ is spin- $\frac{1}{2}$.

However there are experimental difficulties in making such a measurement. As was noted in [1], in the decay of an anti-squark the asymmetry in the

$\tilde{\chi}_1^0$	$\tilde{\chi}_2^0$	\tilde{u}_L	\tilde{d}_L	e_R	e_L
115.8	213.4	630.9	634.1	153.2	228.6

Table 1

Masses of selected particles (in GeV) for the model point investigated.

lepton charge distributions (g. 3b) is in the opposite sense to that from squark decays. As it is experimentally unlikely that one could distinguish between a quark and an anti-quark jet at the LHC, only the sum of the lq and $\bar{l}q$ distributions can be considered to be observable. Thus, if equal numbers of squarks and anti-squarks were produced, the Γ^{near}_q distribution would be indistinguishable from the phase-space distribution, and no spin information could be obtained.

To get around this difficulty we recall that the LHC is a proton-proton collider, and so will favour the production of squarks above anti-squarks, which can then lead to a lepton charge asymmetry in the lq invariant mass distributions. To obtain an observable charge asymmetry it is required that significantly more squarks are produced than anti-squarks.

3 $q - \bar{q}$ production asymmetry

In a pp collider, the production processes

$$q\bar{q} \rightarrow q\bar{q} \text{ and } q\bar{q} \rightarrow q\bar{q} \quad (8)$$

will produce more squarks than anti-squarks. This is because the quark parton distribution function (PDF) is larger than that of the anti-quark because of presence of the valence quarks.

For a significant $q - \bar{q}$ asymmetry, the processes (8) must provide a significant contribution to the (anti)squark production. That is to say that they must not be much smaller than competing charge-symmetric processes such as

$$q\bar{q} \rightarrow q\bar{q} ; \quad g\bar{g} \rightarrow q\bar{q} \quad (9)$$

or gluino pair production followed by decay to (anti)squarks. We must also check that the processes (8) sample the parton distribution functions in a region of x and \sqrt{s} where valence quark PDFs are significant. It is probably safe to assume that by the time SUSY spin measurements are being made at the LHC, the PDFs will be relatively well known from other measurements, e.g. electroweak boson production.

The Bjorken $x_{1,2}$ parameters, giving the fraction of the proton momenta carried by the initial state partons satisfy

$$x_1 x_2 = M^2/s ; \quad (10)$$

where s is the usual Mandelstam variable. For the LHC, $\sqrt{s} = 14 \text{ TeV}$, and for the test point the invariant mass, M , for squark pair production is about 1.3 TeV , so the x_i can be expected to be of the order of 0.1 . This is confirmed from the values of x sampled by the Monte Carlo (fig. 4b).

In terms of producing a $q\bar{q}$ asymmetry, it is to our advantage that at $x \approx 0.1$ and $Q^2 \approx 1 \text{ TeV}^2$ the valence quark parton distribution functions are large (fig. 4a). The over-production of squarks relative to anti-squarks for the test point can be observed by comparing the normalisation of the lq and $l\bar{q}$ plots in fig. 3, where it can be seen that approximately twice as many squarks are produced as anti-squarks for this point.

4 Experimental observables

Although the $\mathcal{I}^{\text{near}q}$ invariant mass provides theoretically cleanest charge asymmetry due to spin correlations, with the experimental data it will not be possible to distinguish the near lepton (from the $\tilde{\chi}_2^0$ decay) from the far lepton (from the $\tilde{\chi}_R$ decay) on an event-by-event basis. Since all of these signal events will contain two leptons of the same family but of different sign, what one can do experimentally is to look for asymmetries in the l^+q and l^-q distributions, each of which will contain contributions from both the near and the far lepton.

One might naively assume that the invariant mass distribution of the far (anti)-lepton with the (anti)quark would be free from spin-correlation effects, since this lepton originates from the decay of a scalar particle, the $\tilde{\chi}_R$, which should wash out any spin effects. However the slepton itself has been produced in the decay of the $\tilde{\chi}_2^0$, and so has a boost relative to the quark jet which depends on its charge. To be explicit about the sense of the difference, recall that the near positive lepton favours being back-to-back with a q jet. This decreases the boost of the negative slepton relative to the q jet, and means that the invariant mass of the quark with a negative far lepton is on average smaller than with a positive lepton. The asymmetries in the $\mathcal{I}^{\text{far}q}$ invariant mass distributions are shown in fig. 5a while the equivalent distributions from anti-squark decay, $m_{\mathcal{I}^{\text{far}q}}$, are in fig. 5b.

The l^+q and l^-q distributions contain contributions from both near and far leptons, and from squark and anti-squark decays. We note that the spin information carried by the $\tilde{\chi}_2^0$ causes an obvious difference in shape between these experimentally-accessible distributions (fig. 6a). The charge asymmetry in the differential cross-sections is defined here as

$$A^+ = \frac{s^+ - s^-}{s^+ + s^-}; \quad \text{where} \quad s = \frac{d}{d(m_{lq})} \quad (11)$$

and is plotted in g. 6b, as a function of m_{lq} . This parameter is clearly not consistent with zero, indicating that at parton level the asymmetry survives contamination from anti-squark production, and the experimental lack of knowledge of near vs. far lepton.

To check that this asymmetry is robust, 500 fb⁻¹ of events were generated with HERWIG at the same SUGRA point, and passed through the ATLFast-2.50 [7] detector simulation. The event selection, given explicitly in appendix A, requires high p_T jets, missing transverse energy, and a pair of electrons or muons of opposite charge.

While the shape of the m_{lq} distributions (g. 7a) are modified by detector simulation and event selection, the cuts are charge-blind, and so the asymmetry function (g. 7b) retains the same approximate shape as at parton level.¹ Some smearing is apparent, but the fact that the asymmetry is negative at low m_{nearq} and positive at high m_{nearq} is very clear.

A nice contrast can be seen by making a cross-check in which spin correlations have been switched off in the Monte Carlo so that all particles decay according to pure phase-space. This produces no significant asymmetry (g. 7c), and reflects in some sense the experimental expectation for a scalar $\tilde{\chi}_2^0$. The shape of the asymmetry function thus strongly favours a spin- $\frac{1}{2}$ $\tilde{\chi}_2^0$.

It is worth adding that further spin information is available from the dilepton invariant mass distribution. This also has a kinematic limit, this time at

$$(m_{l\bar{l}}^{max})^2 = (m_{\tilde{\chi}_2^0}^2 - m_{\tilde{l}_R}^2)(m_{\tilde{l}_R}^2 - m_{\tilde{\chi}_1^0}^2) = m_{\tilde{l}_R}^2 : \quad (12)$$

Since we are producing one lepton of either sign, and both are right-handed, one might expect that the angular distribution would show strong spin effects. However the scalar slepton removes all spin correlations between the leptons, and so the $m_{l\bar{l}}$ distribution (g. 7d) is in very good agreement with the triangular prediction of phase-space (g. 2). This agreement would be hard to explain except as a result of a heavy scalar particle carrying lepton number, and so increases our confidence that we understand the spins of the particles participating in the decay chain.

¹ To facilitate comparison, the parton level asymmetry has been scaled down by a factor of 0.6, to take into account pollution from background processes which decrease the observed asymmetry. A more sophisticated analysis could estimate the background as a function of m_{lq} using a same-sign dilepton event selection.

The method presented shows that it is possible to investigate the spins of some of the SUSY partners of standard model particles at the LHC. The charge asymmetry lends good supporting evidence to the hypothesis that one is observing supersymmetry and of the particular particles which we believe are participating in the decay chain. While this is not a precision measurement, it seems likely that it would be sufficient to exclude other 'straw-man' hypotheses, for example the Kaluza-Klein states in a universal extra dimensions model [8].

One clear limitation of the method is that it requires a particular decay chain (e.g. 1) to exist with reasonably large statistics. Less obviously, there must be an initial asymmetry in the squark vs. anti-squark production cross-sections. It is likely that these two constraints will diminish the usefulness of the method in certain parts of parameter space, though no attempt has been made in this paper to find such regions, or to investigate other decay chains which would allow one to measure spin-related angular distributions there.

Acknowledgements

I would like to thank my colleagues in the Cambridge SUSY working group for helpful discussions, particularly Bryan Webber and Chris Lester. I also owe thanks to the members of the Oxford ATLAS particle physics group, particularly Claire Gwenlan, for discussions relating to parton distribution functions. I have made use of the physics analysis framework and tools which are the result of ATLAS collaboration-wide efforts. This work was funded by PPARC.

A Event Selection

The cuts applied are taken directly from a previous analysis [4] in which it was emphasised that this selection had not been tuned to the particular mSUGRA point under investigation, and so could claim a degree of model-independence. For real data, one would expect that charge-blind m_{lq} and other invariant mass distributions would be investigated first. Thus one would measure the kinematic end-points and extract information on the mass of the various particles before any attempt to consider the lepton charge asymmetry and so get a handle on their spins. It is reasonable to expect that for real data, some tuning of selection parameters could be expected after the mass

information had been extracted, though such a tuning has not been attempted here.

In brief, the selection requires:

$$\begin{aligned}
 n_{\text{leptons}} &= 2, \text{ opposite sign, same family, both having } p_T \geq 10 \text{ GeV} . \\
 n_{\text{jet}} &\geq 4, p_T^{j_1} > 100 \text{ GeV} \text{ and } p_T^{j_k} \geq 50 \text{ GeV} \text{ for } k=2,3,4 \\
 &\not\in \max(100 \text{ GeV}; 0.2 M_{\text{effective}}) \text{ and } M_{\text{effective}} \geq 400 \text{ GeV}, \text{ where } M_{\text{effective}} = \\
 &E_T + \sum_{i=1}^4 p_T^{j_i} \\
 m_{ll} &\geq m_{ll}^{\text{max}} + 1 \text{ GeV} \\
 m_{llq} &\geq m_{llq}^{\text{max}} \text{ where } m_{llq} = \min(m_{llj_1}, m_{llj_2}) .
 \end{aligned}$$

A detailed discussion of this selection, including the definition of the kinematic limits m_{ll}^{max} and m_{llq}^{max} is offered in [4].

References

- [1] P. Richardson, Spin correlations in Monte Carlo simulations, JHEP 11 (2001) 029.
- [2] G. Corcella, et al., HERWIG 6: An event generator for hadron emission reactions with interfering gluons (including supersymmetric processes), JHEP 01 (2001) 010.
- [3] S. Moretto, K. Odagiri, P. Richardson, M. H. Seymour, B. R. Webber, Implementation of supersymmetric processes in the HERWIG event generator, JHEP 04 (2002) 028.
- [4] C. G. Lester, Model independent sparticle mass measurements at ATLAS, Ph.D. thesis, CERN-THESIS-2004-003 (2002).
- [5] ATLAS Detector and Physics Performance TDR, CERN, 1999.
- [6] A. D. Martin, R. G. Roberts, W. J. Stirling, R. S. Thorne, Parton distributions: A new global analysis, Eur. Phys. J. C 4 (1998) 463-496.
- [7] E. Richter-Was, D. Froidevaux, L. Poggioli, Atlfast 2.0: A fast simulation package for ATLAS ATLAS note ATL-PHYS-98-131.
- [8] H.-C. Cheng, K. T. Matchev, M. Schmaltz, Bosonic supersymmetry? Getting fooled at the LHC, Phys. Rev. D 66 (2002) 056006.

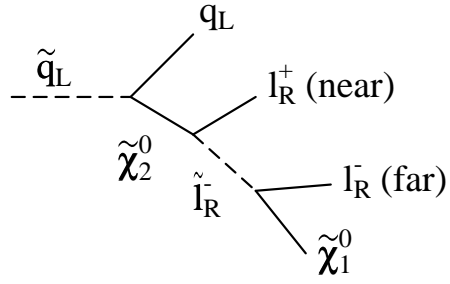


Fig.1. The decay chain under investigation. The lepton from the $\tilde{\chi}_2^0$ decay is labeled the 'near' lepton, regardless of its charge. Also considered are the diagrams after charge conjugation of the slepton and leptons; or of the squark and quark; or of the entire diagram.

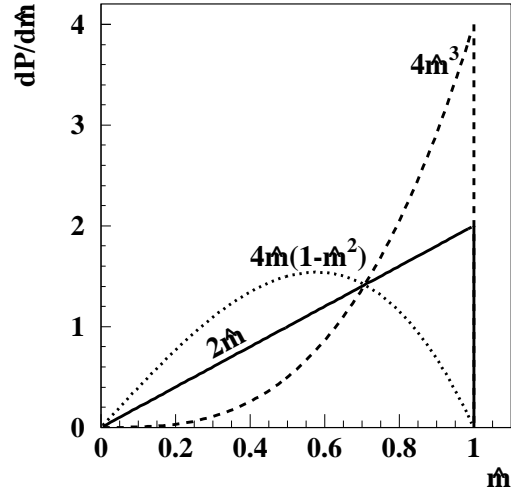


Fig.2. Expected shapes of the re-scaled $l^{\text{near}}q$ invariant mass distributions in terms of the re-scaled invariant mass variable \hat{m} defined in (5).

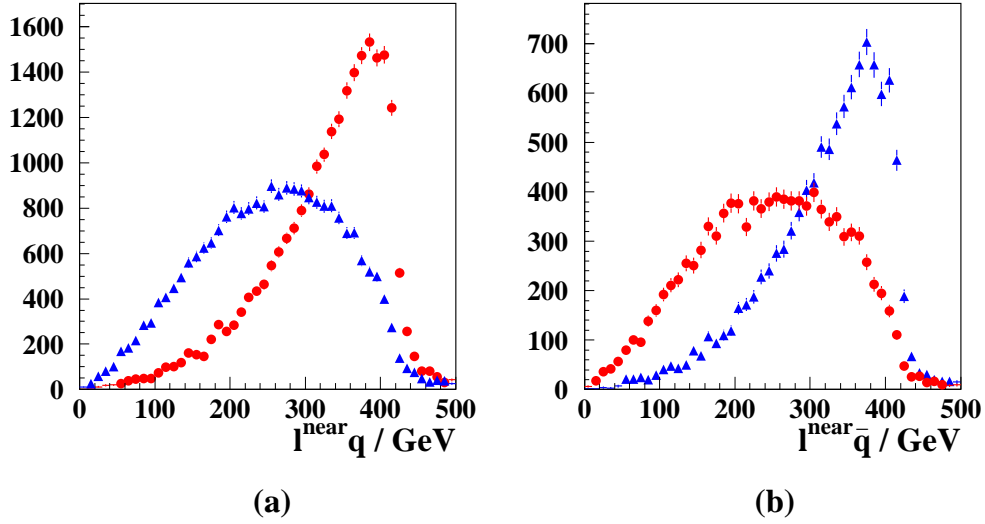


Fig. 3. Invariant mass distributions of (a) l^{near}_q and (b) $l^{\text{near}}_{\bar{q}}$, at the parton level. The blue triangles are for a negatively charged near lepton, while the red circles are for a positively charged near lepton. For the test point the on-shell kinematic maximum is 413.4 GeV. Note that these distributions cannot be measured directly by the experiment.

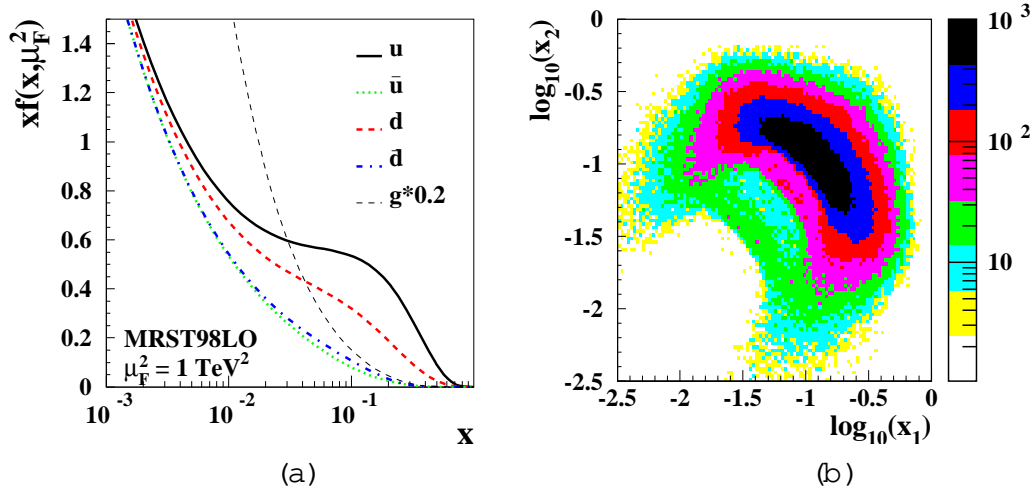


Fig. 4. (a) the parton distribution functions used in this paper plotted at factorization scale $\mu_F^2 = 1 \text{ TeV}^2$ [6]. (b) 2-dimensional histogram of the values of x_1 and x_2 sampled by the Monte Carlo in sparticle pair production at the mSUGRA point investigated.

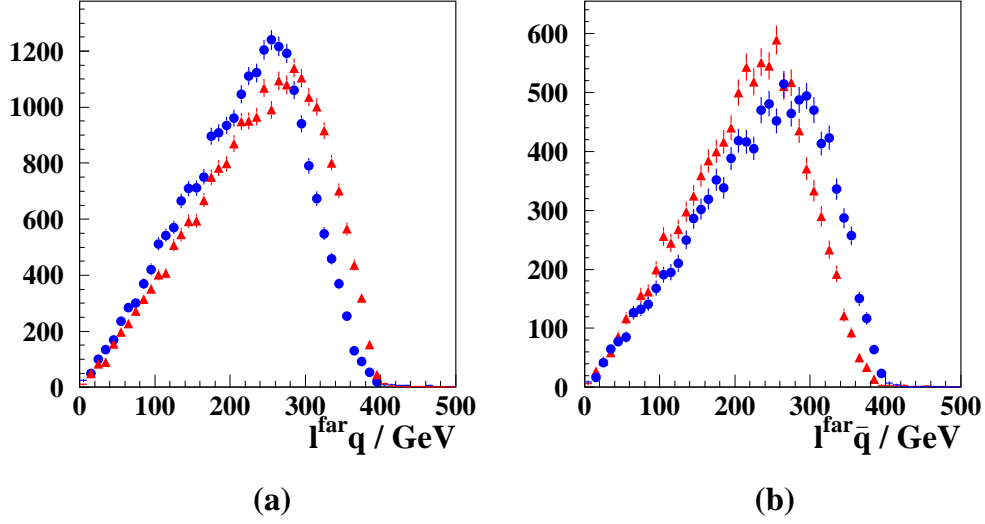


Fig. 5. Invariant mass distributions of (a) $l^+ q$ and (b) $l^+ \bar{q}$, at the parton level. The blue circles indicate the distribution for the negatively charged far lepton, while the red triangles are for the positively charged far lepton. Note that these distributions, like Fig. 3, cannot be directly measured by the experiment. The explanation for the charge asymmetry is given in the text.

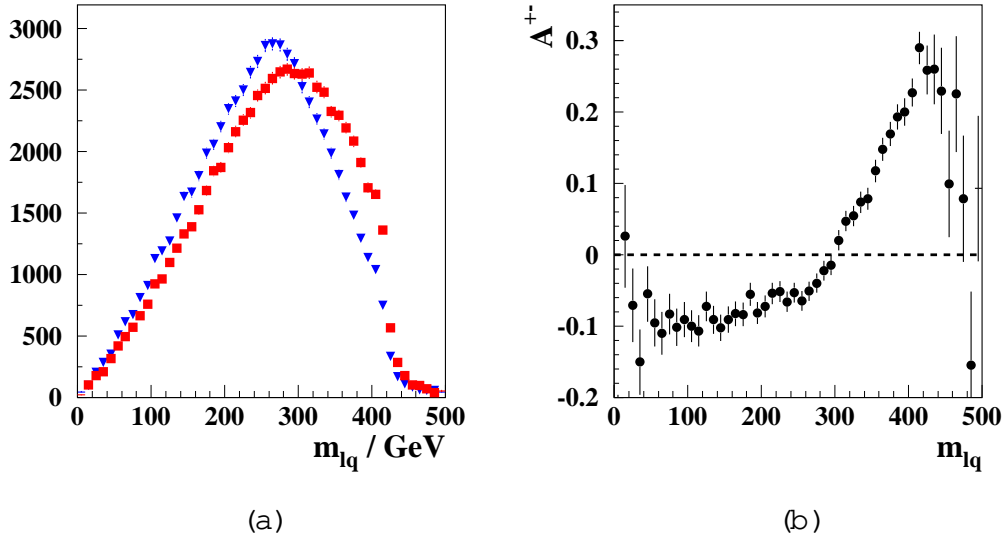


Fig. 6. (a) the $l^+ q$ (red squares) and $l q$ (blue triangles) distributions, and (b) the charge asymmetry A^+ (11) at the parton level. These distributions have folded-in the indistinguishability of the near and far leptons, and quark vs. anti-quark jets.

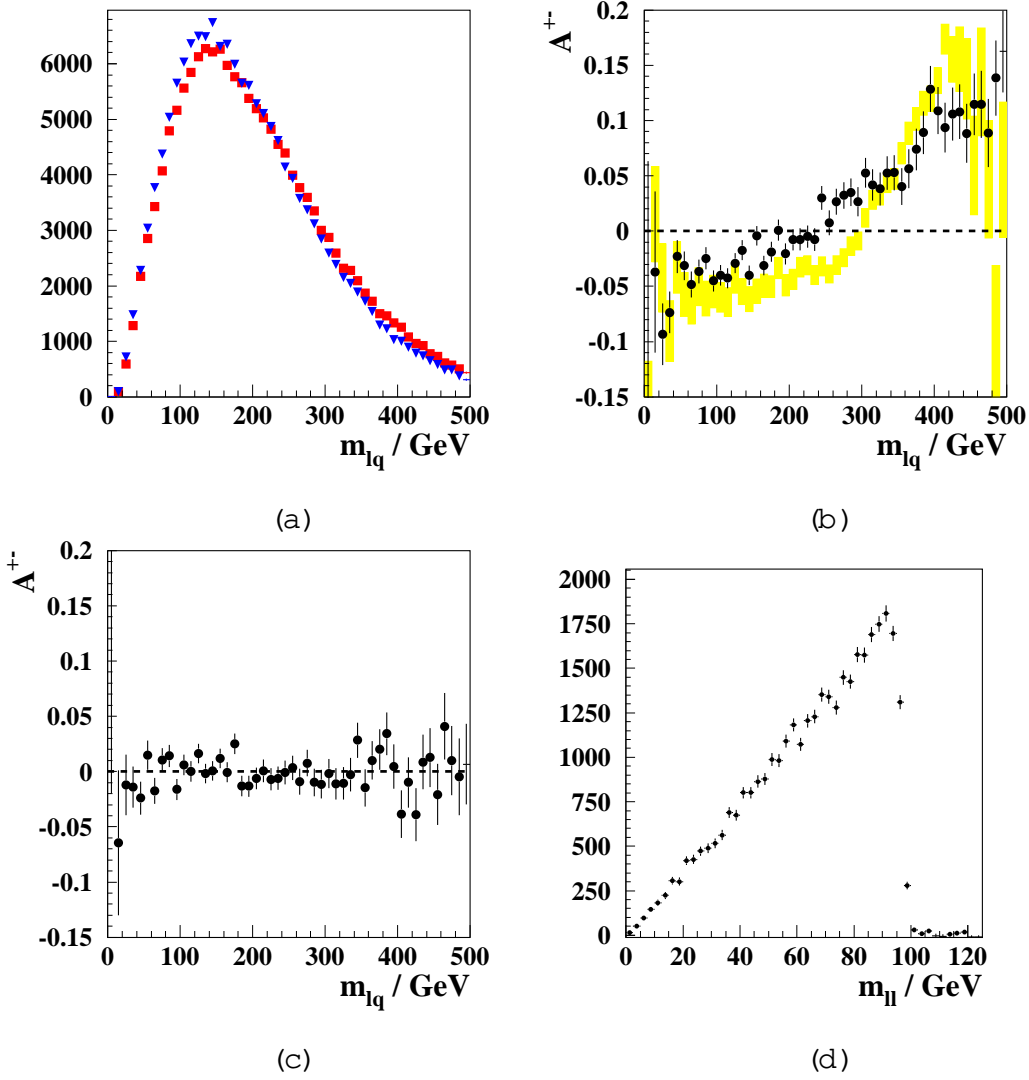


Fig. 7. (a) the l^+q (red squares) and lq (blue triangles) invariant mass distributions after detector simulation. (b) the charge asymmetry A^{+-} (points) in m_{lq} as a function of m_{lq} . The yellow rectangles show the parton level result scaled by a factor of 0.6. (c) the equivalent charge asymmetry function with spin correlations suppressed. (d) the opposite-sign, same-family dilepton invariant mass distribution after opposite-sign, different-family subtraction.