

A Systematic Study of Neutrino Mixing and CP Violation from Lepton Mass Matrices with Six Texture Zeros

Shun Zhou

Institute of High Energy Physics, Chinese Academy of Sciences,
P.O. Box 918 (4), Beijing 100039, China

and

Department of Physics, Nankai University, Tianjin 300071, China
(Electronic address: zs00208@phys.nankai.edu.cn)

Zhi-zhong Xing

Institute of High Energy Physics, Chinese Academy of Sciences,
P.O. Box 918 (4), Beijing 100039, China
(Electronic address: xingzz@mail.ihep.ac.cn)

Abstract

We present a systematic study of 400 combinations of the charged lepton and neutrino mass matrices with six vanishing entries or texture zeros. Only 24 of them, which can be classified into a few distinct categories, are found to be compatible with current neutrino oscillation data at the 3 σ level. A peculiar feature of the lepton mass matrices in each category is that they have the same phenomenological consequences. Taking account of a simple seesaw scenario for six parallel patterns of the charged lepton and Dirac neutrino mass matrices with six zeros, we show that it is possible to fit the experimental data at or below the 2 σ level. In particular, the maximal atmospheric neutrino mixing can be reconciled with a strong neutrino mass hierarchy in the seesaw case. Numerical predictions are also obtained for the neutrino mass spectrum, flavor mixing angles, CP-violating phases and effective masses of the tritium beta decay and the neutrinoless double beta decay.

PACS number(s): 12.15.Ff, 12.10.Kt

Typeset using REVTeX

Mailing address

I. INTRODUCTION

Recent solar [1], atmospheric [2], reactor (KamLAND [3] and CHOOZ [4]) and accelerator (K2K [5]) neutrino oscillation experiments have provided us with very convincing evidence that neutrinos are massive and lepton flavors are mixed. In the framework of three lepton families, a full description of the lepton mass spectra and flavor mixing at low energies needs twelve physical parameters:

three charged lepton masses m_e, m_μ and m_τ , which have precisely been measured [6];

three neutrino masses m_1, m_2 and m_3 , whose relative sizes (i.e., two independent mass-squared differences $m_{21}^2 = m_2^2 - m_1^2$ and $m_{31}^2 = m_3^2 - m_1^2$) have roughly been known from solar ($m_{21}^2 \sim 10^{-5} \text{ eV}^2$) and atmospheric ($|m_{31}^2| \sim 10^{-3} \text{ eV}^2$) neutrino oscillations;

three flavor mixing angles θ_{12}, θ_{23} and θ_{13} , whose values have been determined or constrained to an acceptable degree of accuracy from solar ($\theta_{12} \sim 33^\circ$), atmospheric ($\theta_{23} \sim 45^\circ$) and reactor ($\theta_{13} < 13^\circ$) neutrino oscillations;

three CP-violating phases δ, α and β , which are completely unrestricted by current neutrino data.

The future neutrino oscillation experiments are expected to fix the sign of m_{31}^2 , to pin down the magnitude of θ_{13} and to probe the "Dirac-type" CP-violating phase δ . The proposed precision experiments for the tritium beta decay and the neutrinoless double beta decay will help determine or constrain the absolute scale of three neutrino masses. Some information about the "Majorana-type" CP-violating phases α and β may also be achieved from a delicate measurement of the neutrinoless double beta decay. However, it seems hopeless to separately determine α and β from any conceivable sets of feasible neutrino experiments in the foreseeable future.

The phenomenology of lepton masses and flavor mixing at low energies can be formulated in terms of the charged lepton mass matrix M_ℓ and the (effective) neutrino mass matrix M_ν . While the former is in general arbitrary, the latter must be a symmetric matrix required by the Majorana nature of three neutrino fields. Hence we diagonalize M_ℓ by using two unitary matrices and M_ν by means of a single unitary matrix:

$$\begin{aligned} U_1^\dagger M_\ell U_1 &= \begin{pmatrix} 0 & 1 \\ m_e & 0 \\ 0 & m_\mu \end{pmatrix} \begin{pmatrix} 1 & 0 \\ 0 & A \end{pmatrix}; \\ U^\dagger M_\nu U &= \begin{pmatrix} 0 & 1 \\ m_1 & 0 \\ 0 & m_2 \end{pmatrix} \begin{pmatrix} 1 & 0 \\ 0 & A \end{pmatrix} : \end{aligned} \quad (1)$$

The lepton flavor mixing matrix V is defined as $V = U_1^\dagger U$, which describes the mismatch between the diagonalizations of M_ℓ and M_ν . In the flavor basis where M_ℓ is diagonal and positive, V directly links the neutrino mass eigenstates ($\nu_1; \nu_2; \nu_3$) to the neutrino flavor eigenstates ($\nu_e; \nu_\mu; \nu_\tau$):

$$\begin{pmatrix} 0 & 1 & 0 \\ 1 & 0 & 0 \\ 0 & 0 & 0 \end{pmatrix} = \begin{pmatrix} V_{e1} & V_{e2} & V_{e3} \\ V_1 & V_2 & V_3 \\ V_1 & V_2 & V_3 \end{pmatrix} \begin{pmatrix} 1 & 0 & 1 \\ 0 & 1 & 0 \\ 0 & 0 & 0 \end{pmatrix} \quad (2)$$

A convenient parametrization of V is

$$V = \begin{pmatrix} 0 & c_{12}c_{13} & s_{12}c_{13} & s_{13} \\ c_{12}s_{23}s_{13} & s_{12}c_{23}e^{-i} & s_{12}s_{23}s_{13} + c_{12}c_{23}e^{-i} & s_{23}c_{13} \\ c_{12}c_{23}s_{13} + s_{12}s_{23}e^{-i} & s_{12}c_{23}s_{13} & c_{12}c_{23}e^{-i} & c_{23}c_{13} \end{pmatrix} \begin{pmatrix} 1 & 0 & 1 \\ 0 & e^i & 0 \\ 0 & e^i & 0 \\ 0 & 0 & 1 \end{pmatrix} \quad (3)$$

where $c_{ij} = \cos \theta_{ij}$ and $s_{ij} = \sin \theta_{ij}$ (for $ij = 12; 23; 13$). We have known that $\theta_{23} > \theta_{12} > \theta_{13}$ holds, but how small θ_{13} is remains an open question. A global analysis of current neutrino oscillation data shows that θ_{13} is most likely to lie in the range $4^\circ \leq \theta_{13} \leq 6^\circ$ [7]. In this case, we are left with a bi-large mixing pattern of V , which is quite different from the tri-small mixing pattern of the quark flavor mixing matrix.

To interpret the observed hierarchy of m_{21}^2 and m_{31}^2 as well as the bi-large lepton flavor mixing pattern, many phenomenological ansatzes of lepton mass matrices have been proposed in the literature [8]. A very interesting category of the ansatzes focus on the vanishing entries or texture zeros of M_1 and M_2 in a specific flavor basis, from which some nontrivial and testable relations can be established between the flavor mixing parameters and the lepton mass ratios. We argue that texture zeros of lepton mass matrices might result from a kind of new (Abelian or non-Abelian) flavor symmetry beyond the standard electroweak model. Such zeros may dynamically mean that the corresponding matrix elements are sufficiently suppressed in comparison with their neighboring counterparts. From a phenomenological point of view, the study of possible texture zeros of M_1 and M_2 at low energies do make sense, because it ought to help reveal the underlying structures of leptonic Yukawa couplings at a superhigh energy scale.

The main purpose of this article is to analyze the six-zero textures of M_1 and M_2 in a systematic way. To be specific, we take M_1 to be symmetric, just as M_2 is. Then a pair of off-diagonal texture zeros in M_1 or M_2 can be counted as one zero. We further require that each mass matrix contain three texture zeros, such that the moduli of its three non-vanishing elements can fully be determined in terms of its three mass eigenvalues¹. Because there exist 20 different patterns of M_1 or M_2 with three texture zeros, we totally obtain $20 \times 20 = 400$ combinations of M_1 and M_2 with six texture zeros. A careful analysis shows

¹One may certainly consider the possibility that one mass matrix contains two zeros and the other consists of four zeros. In this case, the former loses the calculability (namely, its four independent moduli cannot completely be calculated in terms of its three mass eigenvalues; and the latter causes the correlation between one of its three mass eigenvalues with the other two (this kind of mass correlation is in general incompatible with the relevant experimental data). One must reject the possibility that one mass matrix consists of one zero and the other contains five zeros, because the latter only has a single non-vanishing mass eigenvalue and is in strong conflict with our current knowledge about the charged lepton or neutrino masses. Therefore, we restrict ourselves to the most interesting and feasible case: six texture zeros are equally shared between M_1 and M_2 .

that only 24 of them, which can be classified into a few distinct categories, are consistent with current neutrino oscillation data at the 3 level. We find that the lepton mass matrices in each category have a peculiar feature: they do not have the same structures, but their phenomenological consequences are exactly the same. This isomeric character makes the six-zero textures of lepton mass matrices especially interesting for model building. It is noticed that those 24 patterns of M_1 and M_2 are difficult to agree with today's experimental data at the 2 level, mainly due to a potential tension between the smallness of $m_{21}^2 = |m_{31}^2|$ and the largeness of $\sin^2 2\theta_{23}$. Taking account of a very simple seesaw scenario for six parallel patterns of the charged lepton and Dirac neutrino mass matrices with six zeros, we demonstrate that it is possible to fit the present neutrino data at or below the 2 level. In particular, the maximal atmospheric neutrino mixing (i.e., $\sin^2 2\theta_{23} = 1$) can be reconciled with a strong neutrino mass hierarchy in the seesaw case. Specific numerical predictions are also obtained for the neutrino mass spectrum, flavor mixing angles, CP-violating phases and effective masses of the tritium beta decay and the neutrinoless double beta decay.

The remaining part of this article is organized as follows. A classification of the six-zero textures of lepton mass matrices is presented in section II, where a few criteria to select the phenomenologically favorable patterns of M_1 and M_2 are also outlined. Section III is devoted to the analytical and numerical calculations of 24 patterns of lepton mass matrices with or without the structural parallelism between M_1 and M_2 . A simple application of the seesaw mechanism to the charged lepton and Dirac neutrino mass matrices with six texture zeros is illustrated in section IV. Finally, we summarize our main results in section V.

II. A CLASSIFICATION OF THE SIX-ZERO TEXTURES

A symmetric lepton mass matrix M (i.e., M_1 or M_2) has six independent entries. If three of them are taken to be vanishing, we totally arrive at

$${}^6C_3 = \frac{6!}{3!(6-3)!} = 20 \quad (4)$$

patterns, which are structurally different from one another. These twenty patterns of M can be classified into four categories:

1. Three diagonal matrix elements of M are all vanishing (type 0):

$$M_0 = \begin{pmatrix} 0 & & \\ & 0 & \\ & & 0 \end{pmatrix} = \begin{pmatrix} B & & \\ & 0 & \\ & & C \end{pmatrix} \begin{pmatrix} A & & \\ & A & \\ & & A \end{pmatrix}; \quad (5)$$

where those non-vanishing entries are simply symbolized by 's.

2. Two diagonal matrix elements of M are vanishing (type I):

$$\begin{aligned} M_{I_1} &= \begin{pmatrix} 0 & & \\ & 0 & \\ & & 1 \end{pmatrix} = \begin{pmatrix} B & & \\ & 0 & \\ & & C \end{pmatrix} \begin{pmatrix} A & & \\ & A & \\ & & A \end{pmatrix}; & M_{I_2} &= \begin{pmatrix} 0 & & \\ & 0 & \\ & & 0 \end{pmatrix} = \begin{pmatrix} B & & \\ & 0 & \\ & & C \end{pmatrix} \begin{pmatrix} A & & \\ & A & \\ & & A \end{pmatrix}; & M_{I_3} &= \begin{pmatrix} 0 & & \\ & 0 & \\ & & 0 \end{pmatrix} = \begin{pmatrix} B & & \\ & 0 & \\ & & C \end{pmatrix} \begin{pmatrix} A & & \\ & A & \\ & & A \end{pmatrix}; \\ M_{I_4} &= \begin{pmatrix} 0 & & \\ & 0 & \\ & & 1 \end{pmatrix} = \begin{pmatrix} B & & \\ & 0 & \\ & & C \end{pmatrix} \begin{pmatrix} A & & \\ & A & \\ & & A \end{pmatrix}; & M_{I_5} &= \begin{pmatrix} 0 & & \\ & 0 & \\ & & 0 \end{pmatrix} = \begin{pmatrix} B & & \\ & 0 & \\ & & C \end{pmatrix} \begin{pmatrix} A & & \\ & A & \\ & & A \end{pmatrix}; & M_{I_6} &= \begin{pmatrix} 0 & & \\ & 0 & \\ & & 0 \end{pmatrix} = \begin{pmatrix} B & & \\ & 0 & \\ & & C \end{pmatrix} \begin{pmatrix} A & & \\ & A & \\ & & A \end{pmatrix}; \end{aligned} \quad (6)$$

which are of rank three; and

$$M_{I_7} = \begin{pmatrix} 0 & 0 & 1 \\ B & 0 & C \\ 0 & 0 & A \end{pmatrix}; \quad M_{I_8} = \begin{pmatrix} 0 & 1 \\ B & 0 \\ 0 & 0 \end{pmatrix}; \quad M_{I_9} = \begin{pmatrix} 0 & 1 \\ B & 0 \\ 0 & 0 \end{pmatrix}; \quad (7)$$

which are of rank two.

3. One diagonal matrix element of M is vanishing (type II):

$$M_{II_1} = \begin{pmatrix} 0 & 1 \\ B & 0 \\ 0 & 0 \end{pmatrix}; \quad M_{II_2} = \begin{pmatrix} 0 & 1 \\ B & 0 \\ 0 & 0 \end{pmatrix}; \quad M_{II_3} = \begin{pmatrix} 0 & 1 \\ B & 0 \\ 0 & 0 \end{pmatrix};$$

$$M_{II_4} = \begin{pmatrix} 0 & 1 \\ B & 0 \\ 0 & 0 \end{pmatrix}; \quad M_{II_5} = \begin{pmatrix} 0 & 1 \\ B & 0 \\ 0 & 0 \end{pmatrix}; \quad M_{II_6} = \begin{pmatrix} 0 & 1 \\ B & 0 \\ 0 & 0 \end{pmatrix}; \quad (8)$$

which are of rank three; and

$$M_{II_7} = \begin{pmatrix} 0 & 1 \\ B & 0 \\ 0 & 0 \end{pmatrix}; \quad M_{II_8} = \begin{pmatrix} 0 & 1 \\ B & 0 \\ 0 & 0 \end{pmatrix}; \quad M_{II_9} = \begin{pmatrix} 0 & 1 \\ B & 0 \\ 0 & 0 \end{pmatrix}; \quad (9)$$

which are of rank two.

4. Three diagonal matrix elements of M are all non-vanishing (type III):

$$M_{III} = \begin{pmatrix} 0 & 1 \\ B & 0 \\ 0 & 0 \end{pmatrix}; \quad (10)$$

We see that M_{I_0} and M_{I_1} are the well-known Zee [9] and Fritzsch [10] patterns of fermion mass matrices, respectively. Both of them are disfavored in the quark sector [11]. While the original Zee ansatz is also problematic in describing lepton masses and flavor mixing [12], the Fritzsch ansatz is found to be essentially compatible with current neutrino oscillation data [13].

Allowing the charged lepton or neutrino mass matrix to take one of the above three-zero textures, we totally have $20 \times 20 = 400$ combinations of M_l and M_ν . We find that 141 of them can easily be ruled out. First, the pattern in Eq. (5) is not suitable for M_l , because three charged leptons have a strong mass hierarchy. Second, the rank-two patterns in Eqs. (7) and (9) are not suitable for M_l , because the fermions must have one vanishing mass eigenvalue. Third, M_l and M_ν cannot simultaneously take the pattern in Eq. (10), otherwise there would be no lepton flavor mixing. We are therefore left with $(20 - 7) \times 20 - 1 = 259$ combinations of M_l and M_ν .

To pick out the phenomenologically favorable six-zero patterns of lepton mass matrices from 259 combinations of M_l and M_ν , one has to confront their concrete predictions for the lepton mass spectra and flavor mixing angles with current neutrino oscillation data. The strategies to do so are outlined below:

1. For each combination of M_1 and M_2 , we do the diagonalization like Eq. (1). Because M_1 has been specified to be symmetric, $\hat{U}_1 = U_1$ must hold. The matrix elements of U_1 can be given in terms of two mass ratios ($x_1 = m_e/m_1 = 0.00484$ and $y_1 = m_2/m_1 = 0.0594$ [6]) and two irreducible phase parameters². A similar treatment is applicable for the neutrino sector. The ratio of two independent neutrino mass-squared differences reads

$$R = \frac{m_{21}^2}{m_{31}^2} = y^2 \frac{1 - x^2}{1 - x^2 y^2}; \quad (11)$$

where $x = m_1/m_2$ and $y = m_2/m_3$. Note that $x < 1$ (i.e., $m_1 < m_2$) must hold, but it remains unclear whether $y < 1$ (normal mass hierarchy) or $y > 1$ (inverted mass hierarchy). The numerical results for m_{21}^2 and $|m_{31}^2|$ which are obtained from a global analysis of current neutrino oscillation data [14], have been listed in Table I. We are therefore able to figure out the allowed range of R .

2. The lepton flavor mixing matrix $V = U_1^\dagger U_2$ can then be obtained. Its nine elements depend on four mass ratios (x_1, y_1, x and y) and two irreducible phase combinations, which will subsequently be denoted as θ and ϕ . In the standard parametrization of V , as shown in Eq. (2), one has

$$\begin{aligned} \sin^2 \theta_{12} &= \frac{|V_{e2}|^2}{1 - |V_{e3}|^2}; \\ \sin^2 \theta_{23} &= \frac{|V_{\mu 3}|^2}{1 - |V_{e3}|^2}; \\ \sin^2 \theta_{13} &= |V_{e3}|^2; \end{aligned} \quad (12)$$

The experimental results for $\sin^2 \theta_{12}$, $\sin^2 \theta_{23}$ and $\sin^2 \theta_{13}$ are also listed in Table I.

3. With the help of current experimental data, we make use of Eqs. (11) and (12) to look for the parameter space of each pattern of lepton mass matrices. The relevant free parameters include two neutrino mass ratios (x and y) and two CP-violating phases (θ and ϕ). The latter may in general vary between 0 and 2π . A combination of M_1 and M_2 will be rejected, if its parameter space is found to be empty.

Of course, whether the parameter space of a specific pattern of lepton mass matrices is empty or not depends on the confidence levels of relevant experimental data. We shall focus on the 2 and 3 intervals of m_{21}^2 , m_{31}^2 , $\sin^2 \theta_{12}$, $\sin^2 \theta_{23}$ and $\sin^2 \theta_{13}$ given in Ref. [14].

Examining all 259 combinations of the charged lepton and neutrino mass matrices is a lengthy but straightforward work. We find that only 24 of them, whose M_1 and M_2 both belong to type I given in Eqs. (6) and (7), are compatible with current neutrino oscillation

²Without loss of generality, we can always arrange one of the three non-vanishing entries of M_1 (or M_2) to be positive. We are then left with two free phase parameters in M_1 (or M_2).

data at the 3 σ level. The detailed analytical and numerical calculations of those 24 patterns will be presented in sections III and IV.

Once the parameter space of a given pattern of lepton mass matrices is fixed, one may obtain some predictions for the neutrino mass spectrum and leptonic CP violation. For example, the absolute values of three neutrino masses can be determined as follows:

$$\begin{aligned} m_3 &= \sqrt{\frac{1}{j_l^2 y^2}} \sqrt{m_{\text{atm}}^2} ; \\ m_2 &= \sqrt{\frac{y}{j_l^2 y^2}} \sqrt{m_{\text{atm}}^2} = \sqrt{\frac{1}{1-x^2}} \sqrt{m_{\text{sun}}^2} ; \\ m_1 &= \sqrt{\frac{x}{1-x^2}} \sqrt{m_{\text{sun}}^2} : \end{aligned} \quad (13)$$

Three CP-violating phases in the standard parametrization of V are also calculable. As for CP violation in neutrino-neutrino or antineutrino-antineutrino oscillations, its strength is measured by the Jarlskog invariant J [15]. The definition of J reads

$$\text{Im } V_{ai} V_{bj} V_{aj} V_{bi} = J \sum_{c;k}^X (\epsilon_{abc} \epsilon_{ijk}) ; \quad (14)$$

where the subscripts $(a;b;c)$ and $(i;j;k)$ run respectively over $(e; \mu; \tau)$ and $(1;2;3)$. The magnitude of J depends on both $(x; y)$ and $(\delta; \phi)$. If $j_l^2 y^2 \sim 1\%$ is achievable, then leptonic CP- and T-violating effects could be measured in a variety of long-baseline neutrino oscillation experiments [16] in the future.

In addition, interesting predictions can be achieved for the effective mass of the tritium beta decay m_{i_e} and that of the neutrinoless double beta decay $m_{i_{ee}}$:

$$\begin{aligned} m_{i_e}^2 &= \sum_{i=1}^3 m_i^2 j_{ei}^2 = m_3^2 x^2 y^2 j_{e1}^2 + y^2 j_{e2}^2 + j_{e3}^2 ; \\ m_{i_{ee}} &= \sum_{i=1}^3 m_i V_{ei}^2 = m_3 x y V_{e1}^2 + y V_{e2}^2 + V_{e3}^2 : \end{aligned} \quad (15)$$

The present experimental upper bound on m_{i_e} is $m_{i_e} < 2.2$ eV [6], while the sensitivity of the proposed KATRIN experiment is expected to reach $m_{i_e} \sim 0.3$ eV [17]. In comparison, the upper limit $m_{i_{ee}} < 0.35$ eV has been set by the Heidelberg-Moscow Collaboration [18] at the 90% confidence level³. The sensitivity of the next-generation experiments for the neutrinoless double beta decay is possible to reach $m_{i_{ee}} \sim 10$ meV to 50 meV [20].

III. FAVORED PATTERNS OF LEPTON MASS MATRICES

The 24 patterns of lepton mass matrices, which are found to be compatible with current neutrino oscillation data at the 3 σ level, all belong to the type-I textures listed in Eqs. (6)

³If the reported evidence for the existence of the neutrinoless double beta decay [19] is taken into account, one has 0.05 eV $< m_{i_{ee}} < 0.34$ eV at the 95% confidence level.

and (7). To make our subsequent discussions more convenient and concrete, we rewrite those type-I textures of M_1 or M_2 and list them in Table II. Two comments are in order.

Each type-I texture of M (i.e., M_1 or M_2) can be decomposed into $M = P \overline{M} P^T$, where P denotes a diagonal phase matrix and \overline{M} is a real mass matrix with three positive non-vanishing elements. The diagonalization of \overline{M} requires an orthogonal transformation:

$$O^y \overline{M} O = \begin{pmatrix} 0 & 1 \\ B & 0 \\ 0 & 0 \end{pmatrix} \begin{pmatrix} 0 & 0 \\ 0 & 2 \\ 0 & 0 \end{pmatrix} \begin{pmatrix} 1 \\ 0 \\ A \end{pmatrix}; \quad (16)$$

where m_i (for $i = 1, 2, 3$) stand for the physical masses of charged leptons (i.e., $m_{1,2,3} = m_{e,\mu,\tau}$) or neutrinos (i.e., $m_i = m_{\nu_i}$). Then the unitary matrix U (i.e., U_1 or U_2) used to diagonalize M takes the form $U = P O$.

Note that the matrix elements of \overline{M} and O can be determined in terms of \mathbf{t}_i . This calculability allows us to express the rank-3 (or rank-2) patterns of M in a universal way, as shown in Table II. It turns out that the relation

$$M_{I_n} = E_n M_{I_1} E_n^T; \quad (n = 1; \dots; 6) \quad (17)$$

holds for those rank-3 textures, where

$$\begin{aligned}
E_1 &= \begin{pmatrix} 0 & 1 & 0 & 0 \\ 1 & 0 & 0 & 0 \\ 0 & 0 & 1 & 0 \\ 0 & 0 & 0 & 1 \end{pmatrix}^C_A; & E_2 &= \begin{pmatrix} 0 & 1 & 0 & 0 \\ 1 & 0 & 0 & 0 \\ 0 & 0 & 1 & 0 \\ 0 & 0 & 0 & 1 \end{pmatrix}^C_A; & E_3 &= \begin{pmatrix} 0 & 1 & 0 & 0 \\ 1 & 0 & 0 & 0 \\ 0 & 0 & 1 & 0 \\ 0 & 0 & 0 & 1 \end{pmatrix}^C_A; \\
E_4 &= \begin{pmatrix} 0 & 1 & 0 & 0 \\ 1 & 0 & 0 & 0 \\ 0 & 0 & 1 & 0 \\ 0 & 0 & 0 & 1 \end{pmatrix}^C_A; & E_5 &= \begin{pmatrix} 0 & 1 & 0 & 0 \\ 1 & 0 & 0 & 0 \\ 0 & 0 & 1 & 0 \\ 0 & 0 & 0 & 1 \end{pmatrix}^C_A; & E_6 &= \begin{pmatrix} 0 & 1 & 0 & 0 \\ 1 & 0 & 0 & 0 \\ 0 & 0 & 1 & 0 \\ 0 & 0 & 0 & 1 \end{pmatrix}^C_A :
\end{aligned} \tag{18}$$

As for three rank-2 textures, we have

$$\mathbf{M}_{\mathbf{I}_7} = \mathbf{E}_1 \mathbf{M}_{\mathbf{I}_7} \mathbf{E}_1^T; \quad \mathbf{M}_{\mathbf{I}_8} = \mathbf{E}_4 \mathbf{M}_{\mathbf{I}_7} \mathbf{E}_4^T; \quad \mathbf{M}_{\mathbf{I}_9} = \mathbf{E}_5 \mathbf{M}_{\mathbf{I}_7} \mathbf{E}_5^T : \quad (19)$$

It is easy to check that E_n is a real orthogonal matrix; i.e., $E_n E_n^T = E_n^T E_n = E_1$ holds. In addition, $E_4 = E_2 E_3 = E_3 E_6 = E_6 E_2$ and $E_5 = E_4^T$ hold.

Eqs. (17) and (19) will be useful to demonstrate the isomeric features of a few categories of lepton mass matrices with six texture zeros, as one can see later on.

A . Six Parallel Patterns (rank-3)

We have six parallel patterns of M_1 and M_2 .

$$\begin{array}{|c|c|c|c|c|c|c|} \hline M_1 & I_1 & I_2 & I_3 & I_4 & I_5 & I_6 \\ \hline M & I_1 & I_2 & I_3 & I_4 & I_5 & I_6 \\ \hline \end{array} ; \quad (20)$$

which are compatible with current neutrino oscillation data at the 3 level. Given $M_{I_1}^{1;}$ being diagonalized by the unitary matrix $U_{1;}$, $M_{I_n}^{1;}$ (for $n > 1$) can then be diagonalized by $E_n U_{1;}$ as a result of Eq. (17). The lepton flavor mixing matrix derived from $M_{I_n}^{1;}$ and $M_{I_1}^{1;}$ is found to be identical to $V = U_1^Y U$, which is derived from $M_{I_1}^{1;}$ and $M_{I_1}^{1;}$:

$$V_n = (E_n U_1)^Y (E_n U) = U_1^Y (E_n^T E_n) U = V : \quad (21)$$

This simple relation implies that six parallel patterns of M_{I_1} and M_{I_n} are isomeric (namely, they are structurally different from one another, but their predictions for lepton masses and flavor mixing are exactly the same [21]). It is therefore enough for us to consider only one of the six patterns in the subsequent discussions. With the help of Eq. (16), the moduli of three non-vanishing elements of M_{I_1} or M_{I_n} are given by

$$\begin{aligned} A &= \sqrt[3]{(1-y+xy)} ; \\ B &= \sqrt[3]{\frac{y(1-x)(1-y)(1+xy)}{1-y+xy}}^{\#_{1=2}} ; \\ C &= \sqrt[3]{\frac{xy^2}{1-y+xy}}^{\#_{1=2}} ; \end{aligned} \quad (22)$$

where the subscript \1" or \2" has been omitted for simplicity. Furthermore, we obtain the matrix elements of O in terms of the mass ratios x and y (see Table II for the definition of a_i, b_i and c_i):

$$\begin{aligned} a_1 &= + \sqrt[3]{\frac{1-y}{(1+x)(1-xy)(1-y+xy)}}^{\#_{1=2}} ; \\ a_2 &= i \sqrt[3]{\frac{x(1+xy)}{(1+x)(1+y)(1-y+xy)}}^{\#_{1=2}} ; \\ a_3 &= + \sqrt[3]{\frac{xy^3(1-x)}{(1-xy)(1+y)(1-y+xy)}}^{\#_{1=2}} ; \\ b_1 &= + \sqrt[3]{\frac{x(1-y)}{(1+x)(1-xy)}}^{\#_{1=2}} ; \\ b_2 &= + i \sqrt[3]{\frac{1+xy}{(1+x)(1+y)}}^{\#_{1=2}} ; \\ b_3 &= + \sqrt[3]{\frac{y(1-x)}{(1-xy)(1+y)}}^{\#_{1=2}} ; \\ c_1 &= \sqrt[3]{\frac{xy(1-x)(1+xy)}{(1+x)(1-xy)(1-y+xy)}}^{\#_{1=2}} ; \\ c_2 &= i \sqrt[3]{\frac{y(1-x)(1-y)}{(1+x)(1+y)(1-y+xy)}}^{\#_{1=2}} ; \\ c_3 &= + \sqrt[3]{\frac{(1-y)(1+xy)}{(1-xy)(1+y)(1-y+xy)}}^{\#_{1=2}} : \end{aligned} \quad (23)$$

Note that a_2, b_2 and c_2 are imaginary, and their nontrivial phases arise from a minus sign of the determinant of M (i.e., $\text{Det}(M) = -AC^2e^{2i'}$). Because of $0 < x < 1$ required by the solar neutrino oscillation data [1], we can only obtain $0 < y < 1$ from Eq. (23). Hence the six isomeric patterns of lepton mass matrices under discussion guarantee a normal neutrino mass spectrum.

Nine elements of the lepton flavor mixing matrix $V = U_1^Y U = O_1^Y (P_1^Y P) O$ can explicitly be written as

$$V_{pq} = (a_p^1) a_q e^i + (b_p^1) b_q e^i + (c_p^1) c_q ; \quad (24)$$

where the subscripts p and q run respectively over $(e; \mu)$ and $(1; 2; 3)$, and the phase parameters δ and δ' are defined by $(a_p^1) = |a_p| e^{i\delta}$ and $(b_p^1) = |b_p| e^{i\delta'}$. Note that V consists of four free parameters x, y, δ and δ' . The latter can be constrained, with the help of Eqs. (11) and (12), by using the experimental data listed in Table I ($m_{31}^2 > 0$ as a consequence of $0 < y < 1$). Once the parameter space of $(x; y)$ and $(\delta; \delta')$ is fixed, one may quantitatively determine the Jarlskog invariant J and three CP-violating phases $(\delta; \delta')$. It is also possible to determine the neutrino mass spectrum and two effective masses m_{ee} and m_{ee} defined in Eq. (15). The results of our numerical calculations are summarized in Figs. 1-3. Some discussions are in order.

1. We have noticed that the parameter space of $(x; y)$ or $(\delta; \delta')$ will be empty, if the best-fit values or the 2 σ intervals of $m_{21}^2, m_{31}^2, \sin^2 \theta_{12}, \sin^2 \theta_{23}$ and $\sin^2 \theta_{13}$ are taken into account. This situation is due to a potential conflict between the largeness of $\sin^2 \theta_{23}$ and the smallness of R , which cannot simultaneously be fulfilled for six parallel patterns of M_1 and M_2 at or below the 2 σ level.
2. If the 3 σ intervals of $m_{21}^2, m_{31}^2, \sin^2 \theta_{12}, \sin^2 \theta_{23}$ and $\sin^2 \theta_{13}$ are used, however, the consequences of M_1 and M_2 on two neutrino mass-squared differences and three flavor mixing angles can be compatible with current experimental data. Fig. 1 shows the allowed parameter space of $(x; y)$ and $(\delta; \delta')$ at the 3 σ level. We see that holds. This result is certainly consistent with the previous observation [13]. Because of $y \approx 0.25, m_3 \approx m_{31}$ is a good approximation. The neutrino mass spectrum can actually be determined to an acceptable degree of accuracy by using Eq. (13). For instance, we obtain $m_3 = (3.8 \pm 6.1) \times 10^2$ eV, $m_2 = (0.95 \pm 1.5) \times 10^2$ eV and $m_1 = (2.6 \pm 3.4) \times 10^3$ eV, where $x = 1/3$ and $y = 1/4$ have typically been taken.
3. Fig. 2 shows the outputs of $\sin^2 \theta_{12}, \sin^2 \theta_{23}$ and $\sin^2 \theta_{13}$ versus R at the 3 σ level. One may observe that the maximal atmospheric neutrino mixing (i.e., $\sin^2 \theta_{23} = 0.5$ or $\sin^2 \theta_{23} = 1$) cannot be achieved from the isomeric lepton mass matrices under consideration. To be specific, $\sin^2 \theta_{23} < 0.40$ (or $\sin^2 \theta_{23} < 0.96$) holds in our ansatz. It is impossible to get a larger value of $\sin^2 \theta_{23}$ even if R approaches its upper limit. In contrast, the output of $\sin^2 \theta_{12}$ is favorable and has less dependence on R . One may also see that only small values of $\sin^2 \theta_{13}$ (< 0.016) are favored. More precise experimental data on $\sin^2 \theta_{23}, \sin^2 \theta_{13}$ and R will allow us to examine whether those parallel patterns of lepton mass matrices with six texture zeros can really survive the experimental test or not.

4. Fig. 3 illustrates the results of two effective masses m_{i_e} and $m_{i_{ee}}$, three CP-violating phases (δ ; θ ; ϕ), and the Jarlskog invariant J . It is obvious that $m_{i_e} \sim 10^{-2}$ eV for the tritium beta decay and $m_{i_{ee}} \sim 10^{-3}$ eV for the neutrinoless double beta decay. Both of them are too small to be experimentally accessible in the foreseeable future. We find that the maximum magnitude of J is close to 0.015 around $\delta = 3 = 4$ (or $5 = 4$). As for the Majorana phases and ϕ , the relation $(\delta - \phi) = 2$ holds. This result is attributed to the fact that the matrix elements ($a_2; b_2; c_2$) of U are all imaginary and they give rise to an irreducible phase shift between V_{p1} and V_{p2} (for $p = e; \mu$) elements through Eq. (23). Such a phase difference affects $m_{i_{ee}}$, but it has nothing to do with m_{i_e} and J .

To relax the potential tension between the smallness of R and the largeness of $\sin^2 \theta_{23}$, we shall incorporate a simple seesaw scenario in the six-zero textures of charged lepton and Dirac neutrino mass matrices in section IV.

B. Six Non-parallel Patterns (rank-3)

The following six non-parallel patterns of M_1 and M_2 ,

$$\begin{array}{|c|c|c|c|c|c|c|} \hline M_1 & I_1 & I_2 & I_3 & I_4 & I_5 & I_6 \\ \hline M_2 & I_2 & I_1 & I_5 & I_6 & I_3 & I_4 \\ \hline \end{array}; \quad (25)$$

in which M_1 is of rank 3, are found to be compatible with current neutrino oscillation data at the 3 σ level. Given M_1^{-1} and M_2^{-1} being diagonalized respectively by the unitary matrices U_1 and $E_2 U_2$, where $U_{1i} = P_{1i} O_{1i}$ with O_{1i} being simple functions of x_{1i} and y_{1i} as already shown in Eq. (23), the corresponding flavor mixing matrix reads

$$V_{pq} = (a_p^1) a_q e^i + (b_p^1) c_q e^i + (c_p^1) b_q; \quad (26)$$

where the subscripts p and q run respectively over ($e; \mu$) and ($1; 2; 3$), the phase parameters and are defined by $(\delta - \phi) = 2$ and $(\delta + \phi) = 1$, and an overall phase factor e^i has been omitted. Taking account of the other five combinations of M_1 and M_2 in Eq. (25), we notice that M_1^{-1} (for $n \in 1$) and M_2^{-1} (for $n \in 2$) can be diagonalized by $E_n U_1$ and $(E_n E_2^T) U_2$, respectively. Because the relation

$$E_2^T (E_1 E_2^T) = E_3^T (E_5 E_2^T) = E_4^T (E_6 E_2^T) = E_5^T (E_3 E_2^T) = E_6^T (E_4 E_2^T) = E_1 \quad (27)$$

holds, Eq. (26) is universally valid for all six patterns. They are therefore isomeric.

We do a numerical analysis of six non-parallel patterns of M_1 and M_2 in Eq. (25). The parameter space of $(x; y)$ or $(\delta; \phi)$ is found to be acceptable, when the 3 σ intervals of m_{21}^2 , m_{31}^2 , $\sin^2 \theta_{12}$, $\sin^2 \theta_{23}$ and $\sin^2 \theta_{13}$ are used. Our explicit results are summarized in Figs. 4{6. Some brief discussions are in order.

1. Fig. 4 shows the allowed parameter space of $(x; y)$ and $(\delta; \phi)$ at the 3 σ level. We see that $\delta = 0$ (or 2) holds, while ϕ is essentially unrestricted. Again, $m_3 \sim m_{31}^2$ is a good approximation. The neutrino mass spectrum can roughly be determined by using Eq. (13). Note that $x = 0.7$ is marginally allowed (in this case, m_1 and m_2 are approximately of the same order).

2. The outputs of $\sin^2 \theta_{12}$, $\sin^2 \theta_{23}$ and $\sin^2 \theta_{13}$ versus R are illustrated in Fig. 5. We are unable to obtain the maximal atmospheric neutrino mixing (i.e., $\sin^2 \theta_{23} = 0.5$ or equivalently $\sin^2 2\theta_{23} = 1$) from the non-parallel patterns of lepton mass matrices under consideration. Indeed, $\sin^2 \theta_{23} > 0.60$ (or $\sin^2 2\theta_{23} < 0.96$) holds in our ansatz. It is impossible to get a larger value of $\sin^2 2\theta_{23}$ even if R approaches its upper bound. In comparison, the output of $\sin^2 \theta_{12}$ is favorable and has less dependence on R . Only small values of $\sin^2 \theta_{13}$ (< 0.02) are allowed.
3. The numerical results for $\text{hmi}_{ee} = m_3$ versus $\text{hmi}_e = m_3$, J versus δ , and δ versus δ are shown in Fig. 6. Both $\text{hmi}_e = 10^2$ eV and $\text{hmi}_{ee} = 10^3$ eV are too small to be observable. The maximal magnitude of J is close to 0.02 around $\delta = 4$, and the relation $(\delta) = 2$ holds for two Majorana phases of CP violation.

Comparing the parallel patterns of M_1 in Eq. (20) with those non-parallel patterns of M_1 in Eq. (25), we find that most of their phenomenological consequences are quite similar. Therefore, it is experimentally difficult to distinguish between them.

C. Twelve Non-parallel Patterns ($m_1 = 0$)

Current neutrino oscillation data cannot exclude the possibility that the neutrino mass m_1 or m_3 vanishes. Hence M is in principle allowed to take the rank-2 textures (M_{I_7}, M_{I_8} and M_{I_9}) listed in Table II. After a careful analysis, we find that there exist four groups of non-parallel patterns of M_1 and M with $m_1 = 0$, which are compatible with the present experimental data at the 3 σ level:

$$\begin{array}{|c|c|c|c|} \hline M_1 & I_1 & I_4 & I_5 \\ \hline M & I_7 & I_8 & I_9 \\ \hline \end{array} ; \quad (28a)$$

$$\begin{array}{|c|c|c|c|} \hline M_1 & I_3 & I_2 & I_6 \\ \hline M & I_7 & I_8 & I_9 \\ \hline \end{array} ; \quad (28b)$$

$$\begin{array}{|c|c|c|c|} \hline M_1 & I_2 & I_6 & I_3 \\ \hline M & I_7 & I_8 & I_9 \\ \hline \end{array} ; \quad (28c)$$

$$\begin{array}{|c|c|c|c|} \hline M_1 & I_5 & I_1 & I_4 \\ \hline M & I_7 & I_8 & I_9 \\ \hline \end{array} : \quad (28d)$$

The possibility of $m_3 = 0$ has been ruled out. With the help of Eqs. (18) and (19), it is easy to prove that three combinations of M_1 and M in each of the above four groups are isomeric. For the charged leptons, the expressions of $(A_1; B_1; C_1)$ and $(a_1; b_1; c_1)$ can be found in Eqs. (22) and (23). As for the neutrinos, we obtain

$$\begin{aligned} \tilde{A} &= m_3 (1 - y) ; \\ \tilde{B} &= m_3 \frac{y}{z^2} ; \end{aligned} \quad (29)$$

where $z = C = m_3$. We see that it is impossible to express \tilde{C} (or \tilde{B}) in terms of m_i , due to the fact that $\text{Det}(M) = 0$ holds. This freedom will be removed, however, once the flavor

mixing parameters derived from M_1 and M_2 are confronted with the experimental data. To see this point more clearly, we write out the explicit results of nine elements of the lepton flavor mixing matrix V for every group of M_1 and M_2 :

$$V_{pq} = (a_p^1) a_q e^i + (b_p^1) \tilde{b}_q e^i + (c_p^1) c_q \quad (30a)$$

with $\tilde{a} = (\tilde{a}_1, \tilde{a}_2, \tilde{a}_3)$ and $\tilde{b} = (\tilde{b}_1, \tilde{b}_2, \tilde{b}_3)$ corresponding to Eq. (28a);

$$V_{pq} = (b_p^1) a_q e^i + (a_p^1) \tilde{b}_q e^i + (c_p^1) c_q \quad (30b)$$

with $\tilde{a} = \tilde{a}_1$ and $\tilde{b} = (\tilde{b}_1, \tilde{b}_2, \tilde{b}_3)$ corresponding to Eq. (28b);

$$V_{pq} = (a_p^1) a_q e^i + (c_p^1) \tilde{b}_q e^i + (b_p^1) c_q \quad (30c)$$

with $\tilde{a} = (\tilde{a}_1, \tilde{a}_2, \tilde{a}_3)$ and $\tilde{b} = \tilde{b}_1$ corresponding to Eq. (28c); and

$$V_{pq} = (c_p^1) a_q e^i + (a_p^1) \tilde{b}_q e^i + (b_p^1) c_q \quad (30d)$$

with $\tilde{a} = \tilde{a}_1 + \tilde{a}_2$ and $\tilde{b} = (\tilde{b}_1, \tilde{b}_2, \tilde{b}_3)$ corresponding to Eq. (28d), where

$$\begin{aligned} a_1 &= \frac{z}{p \frac{y}{y}}; & a_2 &= i \frac{q \frac{z}{y} \frac{z^2}{y}}{y + y^2}; & a_3 &= \frac{q \frac{z}{y} \frac{z^2}{y}}{1 + y}; \\ \tilde{b}_1 &= \frac{q \frac{z}{y} \frac{z^2}{y}}{p \frac{y}{y}}; & \tilde{b}_2 &= i \frac{q \frac{z}{y} \frac{z^2}{y}}{y + y^2}; & \tilde{b}_3 &= \frac{q \frac{z}{y} \frac{z^2}{y}}{1 + y}; \\ c_1 &= 0; & c_2 &= \frac{p \frac{y}{y}}{i \frac{y}{1 + y}}; & c_3 &= \frac{1}{p \frac{1}{1 + y}}; \end{aligned} \quad (31)$$

In obtaining Eqs. (30c) and (30d), we have omitted an overall phase factor $e^{i\pi}$.

Note that the sum $\tilde{a}_i^2 + \tilde{b}_i^2$ (for $i = 1, 2, 3$) is independent of the free parameter z . This result implies that V_{pq} in Eq. (30b) can be arranged to amount to V_{pq} in Eq. (30a). Indeed, the replacements $z \rightarrow \frac{z}{y + y^2}$ and $(\tilde{a}, \tilde{b}) \rightarrow (\tilde{a}, \tilde{b})$ (or equivalently $\tilde{a} \rightarrow \tilde{a}$, $\tilde{b} \rightarrow \tilde{b}$) allow us to transform $(V_{p1}; V_{p2}; V_{p3})$ of Eq. (30a) into $(V_{p1}; V_{p2}; V_{p3})$ of Eq. (30b). The extra minus sign of V_{p1} appearing in such a transformation does not make any physical sense, because it can be removed by redefining the phases of three charged lepton fields. Thus we expect that Eqs. (30a) and (30b) lead to identical results for lepton flavor mixing and CP violation. One may show that Eqs. (30c) and (30d) result in the same lepton flavor mixing and CP violation in a similar way. For this reason, it is only needed to numerically analyze the non-parallel patterns of M_1 and M_2 in Eqs. (28a) and (28c).

A numerical analysis indicates that the parameter space of $(y; z)$ or $(\tilde{a}; \tilde{b})$ can be found, if the 3 intervals of m_{21}^2 , m_{31}^2 , $\sin^2 \theta_{12}$, $\sin^2 \theta_{23}$ and $\sin^2 \theta_{13}$ are taken into account. Our results are summarized in Figs. 7{12. Some comments are in order.

1. The parameter space and predictions of M_1 and M_2 listed in Eq. (28a) are shown in Figs. 7{9. We see that \tilde{a}_1 is favored but \tilde{b}_1 is disfavored. The neutrino mass spectrum has a clear hierarchy: $x = 0$ and $y = 0.25$. The outputs of $\sin^2 \theta_{12}$ and

$\sin^2 \theta_{23}$ are well constrained, and they seem to favor the corresponding experimental lower bounds. Again, it is impossible to obtain the maximal atmospheric neutrino mixing. We observe that large values of $\sin^2 \theta_{13}$, more or less close to its experimental upper limit, are strongly favored. This interesting feature makes the present ansatz experimentally distinguishable from those given in Eqs. (20) and (25). As a straightforward consequence of the normal neutrino mass hierarchy, the results of $\Delta m_{i_e}^2$ and $\Delta m_{i_{ee}}^2$ are both too small to be observable in the near future. The maximal magnitude of J is close to 0.02 around $j = 7$. As for the Majorana phases, we get the relation $(\alpha_1 - \alpha_2) = 2$ (or $3 = 2$).

2. The parameter space of M_{eff} and M_{eff} in Eq. (28b) can be obtained from Fig. 7 with the replacements $z \rightarrow y/z^2$ and $(\alpha_1 - \alpha_2) \rightarrow (\alpha_1 - \alpha_2) + \pi$. Such replacements are actually equivalent to $B \rightarrow C$ and $\tilde{B} \rightarrow \tilde{C}$ between M_{eff} in Eq. (28a) and its counterpart in Eq. (28b). The phenomenological consequences of M_{eff} and M_{eff} in both cases are identical, as already shown above.
3. Figs. 10{12 show the allowed parameter space and predictions of M_{eff} and M_{eff} listed in Eq. (28c). We see that $\alpha_1 - \alpha_2 = 0$ (or 2) are essentially favored. The neutrino mass hierarchy is quite similar to that illustrated in Fig. 7. The output of $\sin^2 \theta_{23}$ seems to favor the corresponding experimental upper bound, and the maximal atmospheric neutrino mixing cannot be achieved. In comparison, the outputs of $\sin^2 \theta_{12}$ and $\sin^2 \theta_{13}$ are favorable and have less dependence on R . Note that the predictions of this ansatz for $\Delta m_{i_{ee}}^2$ and J may reach $0.4m_3^2$ (at $\Delta m_{i_e}^2 = 0.15m_3^2$) and 0.03 (at $3 = 4$), respectively. Both results are apparently larger than those obtained above. Again, the relation $(\alpha_1 - \alpha_2) = 2$ (or $3 = 2$) holds for two Majorana phases.
4. The parameter space of M_{eff} and M_{eff} in Eq. (28d) can be obtained from Fig. 10 with the replacements $z \rightarrow y/z^2$ and $(\alpha_1 - \alpha_2) \rightarrow (\alpha_1 - \alpha_2) + \pi$. Their phenomenological consequences are identical to those derived from M_{eff} and M_{eff} in Eq. (28c).

The main unsatisfactory output of twelve non-parallel patterns of M_{eff} and M_{eff} , just like the one of six parallel patterns of M_{eff} and M_{eff} in Eq. (20), is that $\sin^2 \theta_{23}$ cannot reach the experimentally-favored maximal value. Whether this is really a problem remains to be seen, especially after more accurate neutrino oscillation data are accumulated in the near future.

IV. A SEESAW ANSATZ OF LEPTON MASS MATRICES

To illustrate, let us discuss a simple way to avoid the potential tension between the smallness of R and the largeness of $\sin^2 \theta_{23}$ arising from those parallel patterns of M_{eff} and M_{eff} in Eq. (20). In this connection, we take account of the Fukugita-Tanimoto-Yanagida hypothesis [22] together with the seesaw mechanism [23] (namely, the charged lepton mass matrix M_{eff} and the Dirac neutrino mass matrix M_{eff} may take one of the six parallel patterns, while the right-handed Majorana neutrino mass matrix M_{eff} takes the form $M_{\text{eff}} = M_0 E_1$ with M_0 denoting a very large mass scale and E_1 being the unity matrix given in Eq. (18). Then the effective (left-handed) neutrino mass matrix M_{eff} reads as

$$M = M_D M_R^{-1} M_D^T = \frac{M_D^2}{M_0} : \quad (32)$$

For simplicity, we further assume M_D to be real (i.e., $\theta_D = \phi_D = 0$). It turns out that the real orthogonal transformation U_D , which is defined to diagonalize M_D , can simultaneously diagonalize M :

$$U_D^T M U_D = \frac{(U_D^T M_D U_D)^2}{M_0} = \begin{pmatrix} 0 & m_1 & 0 & 0 \\ 0 & 0 & m_2 & 0 \\ 0 & 0 & 0 & m_3 \end{pmatrix} ; \quad (33)$$

where $m_i = d_i^2/M_0$ with d_i standing for the eigenvalues of M_D . In terms of the neutrino mass ratios $x = m_1/m_2 = (d_1/d_2)^2$ and $y = m_2/m_3 = (d_2/d_3)^2$, we obtain the explicit expressions of nine matrix elements of $U = U_D$:

$$\begin{aligned} a_1 &= + \frac{1}{(1 + \frac{1}{x})(1 + \frac{1}{xy})(1 + \frac{1}{y} + \frac{1}{xy})} ; \\ a_2 &= \frac{\frac{1}{x}(1 + \frac{1}{xy})}{(1 + \frac{1}{x})(1 + \frac{1}{y})(1 + \frac{1}{y} + \frac{1}{xy})} ; \\ a_3 &= + \frac{y \frac{1}{xy}(1 + \frac{1}{x})}{(1 + \frac{1}{xy})(1 + \frac{1}{y})(1 + \frac{1}{y} + \frac{1}{xy})} ; \\ b_1 &= + \frac{\frac{1}{x}(1 + \frac{1}{y})}{(1 + \frac{1}{x})(1 + \frac{1}{xy})} ; \\ b_2 &= + \frac{1 + \frac{1}{xy}}{(1 + \frac{1}{x})(1 + \frac{1}{y})} ; \\ b_3 &= + \frac{\frac{1}{y}(1 + \frac{1}{x})}{(1 + \frac{1}{xy})(1 + \frac{1}{y})} ; \\ c_1 &= \frac{\frac{1}{xy}(1 + \frac{1}{x})(1 + \frac{1}{xy})}{(1 + \frac{1}{x})(1 + \frac{1}{xy})(1 + \frac{1}{y} + \frac{1}{xy})} ; \\ c_2 &= \frac{\frac{1}{y}(1 + \frac{1}{x})(1 + \frac{1}{y})}{(1 + \frac{1}{x})(1 + \frac{1}{y})(1 + \frac{1}{y} + \frac{1}{xy})} ; \\ c_3 &= + \frac{(1 + \frac{1}{y})(1 + \frac{1}{xy})}{(1 + \frac{1}{xy})(1 + \frac{1}{y})(1 + \frac{1}{y} + \frac{1}{xy})} : \end{aligned} \quad (34)$$

The lepton flavor mixing matrix $V = U_1^y U$ remains to take the same form as Eq. (24), but the relevant phase parameters are now defined as θ_1 and ϕ_1 . Comparing between Eqs. (23) and (34), one can immediately find that the magnitudes of $(\theta_{12}; \theta_{23}; \theta_{13})$ in the non-seesaw case can be reproduced in the seesaw case with much smaller values of x and y . The latter will allow R to be more strongly suppressed. It is therefore possible to relax the tension between the smallness of R and the largeness of $\sin^2 \theta_{23}$ appearing in the non-seesaw case. A careful numerical analysis of six seesaw-mediated patterns of lepton mass matrices does support this observation. The results of our calculations are summarized as follows.

1. We find that the new ansatz are compatible very well with current neutrino oscillation data, even if the 2 intervals of m_{21}^2 , m_{31}^2 , $\sin^2 \theta_{12}$, $\sin^2 \theta_{23}$ and $\sin^2 \theta_{13}$ are taken into account. Hence it is unnecessary to do a similar analysis at the 3 level. The parameter space of $(x; y)$ and $(\delta; \phi)$ is illustrated in Fig. 13, where $x = y = 0.2$ hold approximately. A gain $m_3 = m_{31}^2$ is a good approximation. The values of three neutrino masses read explicitly as $m_3 = (4.2 - 5.8) \times 10^2$ eV, $m_2 = (0.84 - 1.2) \times 10^2$ eV and $m_1 = (1.6 - 1.9) \times 10^3$ eV, which are obtained by taking $x = y = 0.2$.
2. The outputs of $\sin^2 \theta_{12}$, $\sin^2 \theta_{23}$ and $\sin^2 \theta_{13}$ versus R are shown in Fig. 14 at the 2 level. One can see that the magnitude of $\sin^2 \theta_{12}$ is essentially unconstrained. Now the maximal atmospheric neutrino mixing (i.e., $\sin^2 \theta_{23} = 0.5$ or $\sin^2 \theta_{23} = 1$) is achievable in the region of $R = 0.036 - 0.047$. It is also possible to obtain $\sin^2 \theta_{13} = 0.035$, just below the experimental upper bound [4]. If $\sin^2 \theta_{13} = 0.02$ really holds, the measurement of θ_{13} should be realizable in a future reactor neutrino oscillation experiment [24].
3. Fig. 15 illustrates the numerical results of $\text{Im } i_e$, $\text{Im } i_{ee}$, δ , ϕ , and J . We obtain $\text{Im } i_e = 10^2$ eV for the tritium beta decay and $\text{Im } i_{ee} = 10^3$ eV for the neutrinoless double beta decay (both of them are too small to be experimentally accessible in the near future). We see that $|J| = 0.025$ can be obtained. Such a size of CP violation is expected to be measured in the future long-baseline neutrino oscillation experiments. As for the Majorana phases δ and ϕ , the relation $\delta = \phi$ holds. This result is easily understandable, because U is real in the seesaw case. It is worth mentioning that the effective neutrino mass matrix M_{ν} does not persist in the simple texture as M_1 has, thus the allowed ranges of δ , ϕ and J become smaller in the seesaw case than in the non-seesaw case.

It should be noted that the eigenvalues of M_D and the heavy Majorana mass scale M_0 are not specified in the above analysis. But one may obtain $|j_1 = d_2| = \sqrt{\frac{p}{x}} = 0.4$ and $|j_2 = d_3| = \sqrt{\frac{p}{y}} = 0.4$. Such a weak hierarchy of $(|j_1|; |j_2|; |j_3|)$ means that M_D cannot directly be connected to the charged lepton mass matrix M_L , nor can it be related to the up-type quark mass matrix (M_u) or its down-type counterpart (M_d) in a simple way. If the hypothesis $M_R = M_0 E_1$ is rejected but the result $U^T M U = \text{Diag}(m_1; m_2; m_3)$ with U given by Eq. (34) is maintained, it will be possible to determine the pattern of M_R by means of the inverted seesaw formula $M_R = M_D^T M^{-1} M_D$ [25] and by assuming a specific relation between M_D and M_u . For example, one may simply assume $M_D = M_u$ with M_u taking the approximate Fritzsch form,

$$M_u = \begin{pmatrix} 0 & 0 & p \frac{1}{m_u m_c} \\ p \frac{0}{m_u m_c} & 0 & p \frac{0}{m_c m_t} \\ 0 & p \frac{0}{m_c m_t} & m_t \end{pmatrix} : \quad (35)$$

Just for the purpose of illustration, we typically input $x = y = 0.18$ as well as $m_u = m_c$, $m_c = m_t = 0.0031$ and $m_t = 175$ GeV at the electroweak scale [6]. Then we arrive at

$$M_R = 3.0 \times 10^{15} \begin{pmatrix} 0 & 6.1 \times 10^8 & 1.2 \times 10^5 & 2.0 \times 10^4 \\ p \frac{1.2 \times 10^5}{m_c m_t} & 0 & 3.5 \times 10^3 & 5.9 \times 10^2 \\ 2.0 \times 10^4 & 3.5 \times 10^3 & 0 & 1 \\ 2.0 \times 10^4 & 5.9 \times 10^2 & 1 & 0 \end{pmatrix} : \quad (36)$$

in unit of GeV . This order-of-magnitude estimate shows that the scale of M_R is close to that of grand unified theories $M_{\text{GUT}} \sim 10^{16} \text{ GeV}$, but the texture of M_R and that of M_D (or M_1) have little similarity. It is certainly a very nontrivial task to combine the seesaw mechanism and those phenomenologically-favored patterns of lepton mass matrices. In this sense, the simple scenarios discussed in Refs. [21,22] and in the present paper may serve as a helpful example to give readers a ball-park feeling of the problem itself and possible solutions to it.

Of course, a similar application of the seesaw mechanism to the non-parallel patterns of lepton mass matrices is straightforward. In this case, an enhancement of $\sin^2 2_{23}$ up to its maximal value can also be achieved.

V. SUMMARY

To summarize, we have analyzed 400 combinations of the charged lepton and neutrino mass matrices with six texture zeros in a systematic way. Only 24 of them, including 6 parallel patterns and 18 non-parallel patterns, are found to be compatible with current neutrino oscillation data at the 3 σ level. Those viable patterns of lepton mass matrices can be classified into a few distinct categories. The textures in each category are demonstrated to have the same phenomenological consequences, such as the normal neutrino mass hierarchy and the bi-large θ_{12} mixing pattern. We have also discussed a very simple way to incorporate the seesaw mechanism in the charged lepton and Dirac neutrino mass matrices with six texture zeros. We illustrate that there is no problem to fit current experimental data even at the 2 σ level in the seesaw case. In particular, the maximal atmospheric neutrino mixing can naturally be reconciled with a relatively strong neutrino mass hierarchy. Our results for effective masses of the tritium beta decay and the neutrinoless double beta decay are too small to be experimentally accessible in both the seesaw and non-seesaw cases, but the strength of CP violation can reach the percent level and might be detectable in the upcoming long-baseline neutrino oscillation experiments.

We conclude that the peculiar feature of isomeric lepton mass matrices with six texture zeros is very suggestive for model building. We therefore look forward to seeing whether such simple phenomenological ansatzes can survive the more stringent experimental test or not in the near future.

This work was supported in part by the National Natural Science Foundation of China.

REFERENCES

- [1] SNO Collaboration, Q.R. Ahmad et al., Phys. Rev. Lett. 87 (2001) 071301; 89 (2002) 011301; 89 (2002) 011302.
- [2] Super-Kamiokande Collaboration, Y. Fukuda et al., Phys. Lett. B 467 (1999) 185; S. Fukuda et al., Phys. Rev. Lett. 85 (2000) 3999; Phys. Rev. Lett. 86 (2001) 5651; Phys. Rev. Lett. 86 (2001) 5656.
- [3] KamLAND Collaboration, K. Eguchi et al., Phys. Rev. Lett. 90 (2003) 021802.
- [4] CHOOZ Collaboration, M. Apollonio et al., Phys. Lett. B 420 (1998) 397; Palo Verde Collaboration, F. Boehm et al., Phys. Rev. Lett. 84 (2000) 3764.
- [5] K2K Collaboration, M.H. Ahn et al., Phys. Rev. Lett. 90 (2003) 041801.
- [6] Particle Data Group, K. Hagiwara et al., Phys. Rev. D 66 (2002) 010001.
- [7] See, e.g., J.N. Bahcall and C. Pena-Garay, JHEP 0311 (2003) 004; M.C. Gonzalez-Garcia and C. Pena-Garay, Phys. Rev. D 68 (2003) 093003; M. Maltoni, T. Schwetz, M.A. Tortola, and J.W.F. Valle, hep-ph/0309130; P.V. de Holanda and A.Yu. Smirnov, hep-ph/0309299; and references therein.
- [8] For recent reviews with extensive references, see: H. Fritzsch and Z.Z. Xing, Prog. Part. Nucl. Phys. 45 (2000) 1; G. Altarelli and F. Feruglio, in Neutrino Mass – Springer Tracts in Modern Physics, edited by G. Altarelli and K. Winter (2002) p.169; S.F. King, Rept. Prog. Phys. 67 (2004) 107; Z.Z. Xing, Int. J. Mod. Phys. A 19 (2004) 1.
- [9] A. Zee, Phys. Lett. B 93 (1980) 389.
- [10] H. Fritzsch, Phys. Lett. B 73 (1978) 317; Nucl. Phys. B 155 (1979) 189.
- [11] P. Ramond, R.G. Roberts, and G.G. Ross, Nucl. Phys. B 406 (1993) 19; H. Fritzsch and Z.Z. Xing, Nucl. Phys. B 556 (1999) 49.
- [12] See, e.g., P.H. Frampton, S.L. Glashow, and D. Marfatia, Phys. Lett. B 536 (2002) 79; X.G. He, hep-ph/0307172; and references therein.
- [13] Z.Z. Xing, Phys. Lett. B 550 (2002) 178.
- [14] To be specific, we make use of the 2- and 3- intervals of two neutrino mass-squared differences and three lepton flavor mixing angles given by M. Maltoni et al. in Ref. [7].
- [15] C. Jarlskog, Phys. Rev. Lett. 55 (1985) 1039.
- [16] See, e.g., A. Blondel et al., Nucl. Instrum. Meth. A 451 (2000) 102; C. Albright et al., hep-ex/0008064; G. Barenboim et al., hep-ex/0304017.
- [17] V. Aseev et al., talks given at the International Workshop on Neutrino Masses in the Sub-eV Ranges, Bad Liebenzell, Germany, January 2001; Homepage: <http://www-ikl.fzk.de/tritium>.
- [18] Heidelberg-Moscow Collaboration, H.V. Klapdor-Kleingrothaus, hep-ph/0103074; C.E. Albrecht et al., hep-ex/0202026.
- [19] H.V. Klapdor-Kleingrothaus, A. Dietz, H.L. Harney, and I.V. Kivrosheina, Mod. Phys. Lett. A 16 (2002) 2409.
- [20] O. Cremonesi, hep-ph/0210007; and references therein.
- [21] Z.Z. Xing and S. Zhou, hep-ph/0403261.
- [22] M. Fukugita, M. Taniguchi, and T. Yanagida, Phys. Lett. B 562 (2003) 273.
- [23] T. Yanagida, in Proceedings of the Workshop on Unified Theory and the Baryon Number of the Universe, edited by O. Sawada and A. Sugamoto (KEK, Tsukuba, 1979), p. 95; M. Gell-Mann, P. Ramond, and R. Slansky, in Supergravity, edited by F. van Nieuwen-

- huizen and D .Freedman (North Holland, Amsterdam , 1979), p. 315; S.L.G lashow , in Quarks and Leptons, edited by M .Levy et al. (Plenum , New York, 1980), p. 707; R N . M ohapatra and G .Senjanovic, Phys.Rev.Lett. 44 (1980) 912.
- [24] K .Anderson et al, hep-ex/0402041.
- [25] Z Z .X ing and H .Zhang, Phys.Lett.B 569 (2003) 30.

TABLES

TABLE I. The best-fit values, 2σ and 3σ intervals of m_{21}^2 , $|m_{31}^2|$, $\sin^2 \theta_{12}$, $\sin^2 \theta_{23}$ and $\sin^2 \theta_{13}$ obtained from a global analysis of the latest solar, atmospheric, reactor and accelerator neutrino oscillation data [14].

	$m_{21}^2 (10^{-5} \text{ eV}^2)$	$ m_{31}^2 (10^{-3} \text{ eV}^2)$	$\sin^2 \theta_{12}$	$\sin^2 \theta_{23}$	$\sin^2 \theta_{13}$
Best fit	6.9	2.6	0.30	0.52	0.006
2σ	6.0{8.4}	1.8{3.3}	0.25{0.36}	0.36{0.67}	0.035
3σ	5.4{9.5}	1.4{3.7}	0.23{0.39}	0.31{0.72}	0.054

TABLE II. The type-I textures of a symmetric lepton mass matrix M (i.e., M_1 or M_2) and the corresponding forms of the phase matrix P (i.e., P_1 or P_2) and the unitary matrix O (i.e., O_1 or O_2) used to diagonalize M .

Rank 3	The mass matrix M	The phase matrix P	The unitary matrix O
I_1	$\begin{pmatrix} 0 & C e^{i\gamma} & 0 \\ 0 & 0 & B e^i A \\ 0 & B e^i A & A \end{pmatrix}$	$\begin{pmatrix} 0 & e^{i\gamma} & 0 \\ 0 & 0 & e^i A \\ 0 & 0 & 1 \end{pmatrix}$	$\begin{pmatrix} 0 & a_1 & a_2 & a_3 \\ 0 & b_1 & b_2 & b_3 A \\ 0 & c_1 & c_2 & c_3 A \end{pmatrix}$
	$\begin{pmatrix} 0 & 0 & B e^i A \\ 0 & 0 & C e^{i\gamma} \\ 0 & C e^{i\gamma} & 0 \end{pmatrix}$	$\begin{pmatrix} 0 & e^{i\gamma} & 0 \\ 0 & 0 & 1 \\ 0 & 0 & 0 \end{pmatrix}$	$\begin{pmatrix} 0 & a_1 & a_2 & a_3 \\ 0 & b_1 & b_2 & b_3 A \\ 0 & c_1 & c_2 & c_3 A \end{pmatrix}$
I_2	$\begin{pmatrix} 0 & 0 & B e^i A \\ 0 & 0 & C e^{i\gamma} \\ 0 & C e^{i\gamma} & 0 \end{pmatrix}$	$\begin{pmatrix} 0 & e^{i\gamma} & 0 \\ 0 & 0 & 1 \\ 0 & 0 & 0 \end{pmatrix}$	$\begin{pmatrix} 0 & a_1 & a_2 & a_3 \\ 0 & b_1 & b_2 & b_3 A \\ 0 & c_1 & c_2 & c_3 A \end{pmatrix}$
	$\begin{pmatrix} 0 & C e^{i\gamma} & B e^i A \\ 0 & 0 & C e^{i\gamma} \\ 0 & C e^{i\gamma} & 0 \end{pmatrix}$	$\begin{pmatrix} 0 & e^{i\gamma} & 0 \\ 0 & 0 & 1 \\ 0 & 0 & 0 \end{pmatrix}$	$\begin{pmatrix} 0 & a_1 & a_2 & a_3 \\ 0 & b_1 & b_2 & b_3 A \\ 0 & c_1 & c_2 & c_3 A \end{pmatrix}$
I_3	$\begin{pmatrix} 0 & 0 & C e^{i\gamma} \\ 0 & 0 & B e^i A \\ 0 & B e^i A & A \end{pmatrix}$	$\begin{pmatrix} 0 & e^{i\gamma} & 0 \\ 0 & 0 & 1 \\ 0 & 0 & 0 \end{pmatrix}$	$\begin{pmatrix} 0 & a_1 & a_2 & a_3 \\ 0 & b_1 & b_2 & b_3 A \\ 0 & c_1 & c_2 & c_3 A \end{pmatrix}$
	$\begin{pmatrix} 0 & C e^{i\gamma} & B e^i A \\ 0 & 0 & C e^{i\gamma} \\ 0 & C e^{i\gamma} & 0 \end{pmatrix}$	$\begin{pmatrix} 0 & e^{i\gamma} & 0 \\ 0 & 0 & 1 \\ 0 & 0 & 0 \end{pmatrix}$	$\begin{pmatrix} 0 & a_1 & a_2 & a_3 \\ 0 & b_1 & b_2 & b_3 A \\ 0 & c_1 & c_2 & c_3 A \end{pmatrix}$
I_4	$\begin{pmatrix} 0 & 0 & B e^i A \\ 0 & 0 & C e^{i\gamma} \\ 0 & C e^{i\gamma} & 0 \end{pmatrix}$	$\begin{pmatrix} 0 & e^{i\gamma} & 0 \\ 0 & 0 & 1 \\ 0 & 0 & 0 \end{pmatrix}$	$\begin{pmatrix} 0 & a_1 & a_2 & a_3 \\ 0 & b_1 & b_2 & b_3 A \\ 0 & c_1 & c_2 & c_3 A \end{pmatrix}$
	$\begin{pmatrix} 0 & C e^{i\gamma} & B e^i A \\ 0 & 0 & C e^{i\gamma} \\ 0 & C e^{i\gamma} & 0 \end{pmatrix}$	$\begin{pmatrix} 0 & e^{i\gamma} & 0 \\ 0 & 0 & 1 \\ 0 & 0 & 0 \end{pmatrix}$	$\begin{pmatrix} 0 & a_1 & a_2 & a_3 \\ 0 & b_1 & b_2 & b_3 A \\ 0 & c_1 & c_2 & c_3 A \end{pmatrix}$
I_5	$\begin{pmatrix} 0 & A & 0 \\ 0 & 0 & B e^i A \\ 0 & B e^i A & A \end{pmatrix}$	$\begin{pmatrix} 0 & 1 & 0 \\ 0 & 0 & 1 \\ 0 & 0 & 0 \end{pmatrix}$	$\begin{pmatrix} 0 & a_1 & a_2 & a_3 \\ 0 & b_1 & b_2 & b_3 A \\ 0 & c_1 & c_2 & c_3 A \end{pmatrix}$
	$\begin{pmatrix} 0 & A & 0 \\ 0 & 0 & B e^i A \\ 0 & B e^i A & A \end{pmatrix}$	$\begin{pmatrix} 0 & 1 & 0 \\ 0 & 0 & 1 \\ 0 & 0 & 0 \end{pmatrix}$	$\begin{pmatrix} 0 & a_1 & a_2 & a_3 \\ 0 & b_1 & b_2 & b_3 A \\ 0 & c_1 & c_2 & c_3 A \end{pmatrix}$
I_6	$\begin{pmatrix} 0 & A & B e^i A \\ 0 & B e^i A & 0 \\ 0 & B e^i A & 0 \end{pmatrix}$	$\begin{pmatrix} 0 & 1 & 0 \\ 0 & 0 & 1 \\ 0 & 0 & 0 \end{pmatrix}$	$\begin{pmatrix} 0 & a_1 & a_2 & a_3 \\ 0 & b_1 & b_2 & b_3 A \\ 0 & c_1 & c_2 & c_3 A \end{pmatrix}$
	$\begin{pmatrix} 0 & A & B e^i A \\ 0 & B e^i A & 0 \\ 0 & B e^i A & 0 \end{pmatrix}$	$\begin{pmatrix} 0 & 1 & 0 \\ 0 & 0 & 1 \\ 0 & 0 & 0 \end{pmatrix}$	$\begin{pmatrix} 0 & a_1 & a_2 & a_3 \\ 0 & b_1 & b_2 & b_3 A \\ 0 & c_1 & c_2 & c_3 A \end{pmatrix}$
Rank 2	The mass matrix M	The phase matrix P	The unitary matrix O
I_7	$\begin{pmatrix} 0 & 0 & B e^i A \\ 0 & 0 & C e^{i\gamma} \\ 0 & C e^{i\gamma} & 0 \end{pmatrix}$	$\begin{pmatrix} 0 & e^{i\gamma} & 0 \\ 0 & 0 & 1 \\ 0 & 0 & 0 \end{pmatrix}$	$\begin{pmatrix} 0 & a_1 & a_2 & a_3 \\ 0 & b_1 & b_2 & b_3 A \\ 0 & c_1 & c_2 & c_3 A \end{pmatrix}$
	$\begin{pmatrix} 0 & 0 & B e^i A \\ 0 & 0 & C e^{i\gamma} \\ 0 & C e^{i\gamma} & 0 \end{pmatrix}$	$\begin{pmatrix} 0 & e^{i\gamma} & 0 \\ 0 & 0 & 1 \\ 0 & 0 & 0 \end{pmatrix}$	$\begin{pmatrix} 0 & a_1 & a_2 & a_3 \\ 0 & b_1 & b_2 & b_3 A \\ 0 & c_1 & c_2 & c_3 A \end{pmatrix}$
I_8	$\begin{pmatrix} 0 & 0 & B e^i A \\ 0 & 0 & C e^{i\gamma} \\ 0 & C e^{i\gamma} & 0 \end{pmatrix}$	$\begin{pmatrix} 0 & e^{i\gamma} & 0 \\ 0 & 0 & 1 \\ 0 & 0 & 0 \end{pmatrix}$	$\begin{pmatrix} 0 & a_1 & a_2 & a_3 \\ 0 & b_1 & b_2 & b_3 A \\ 0 & c_1 & c_2 & c_3 A \end{pmatrix}$
	$\begin{pmatrix} 0 & 0 & B e^i A \\ 0 & 0 & C e^{i\gamma} \\ 0 & C e^{i\gamma} & 0 \end{pmatrix}$	$\begin{pmatrix} 0 & e^{i\gamma} & 0 \\ 0 & 0 & 1 \\ 0 & 0 & 0 \end{pmatrix}$	$\begin{pmatrix} 0 & a_1 & a_2 & a_3 \\ 0 & b_1 & b_2 & b_3 A \\ 0 & c_1 & c_2 & c_3 A \end{pmatrix}$
I_9	$\begin{pmatrix} 0 & A & B e^i A \\ 0 & B e^i A & 0 \\ 0 & B e^i A & 0 \end{pmatrix}$	$\begin{pmatrix} 0 & 1 & 0 \\ 0 & 0 & 1 \\ 0 & 0 & 0 \end{pmatrix}$	$\begin{pmatrix} 0 & a_1 & a_2 & a_3 \\ 0 & b_1 & b_2 & b_3 A \\ 0 & c_1 & c_2 & c_3 A \end{pmatrix}$
	$\begin{pmatrix} 0 & A & B e^i A \\ 0 & B e^i A & 0 \\ 0 & B e^i A & 0 \end{pmatrix}$	$\begin{pmatrix} 0 & 1 & 0 \\ 0 & 0 & 1 \\ 0 & 0 & 0 \end{pmatrix}$	$\begin{pmatrix} 0 & a_1 & a_2 & a_3 \\ 0 & b_1 & b_2 & b_3 A \\ 0 & c_1 & c_2 & c_3 A \end{pmatrix}$

FIGURES

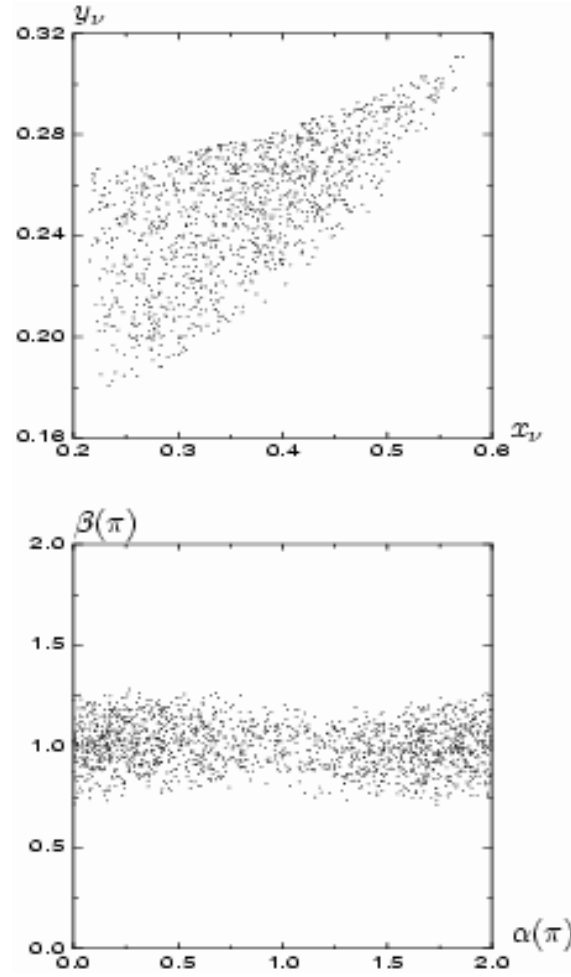


FIG .1. Parallel patterns of M_1 and M in Eq. (20): the parameter space of $(x ; y)$ and $(\alpha ; \beta)$ at the 3 level.

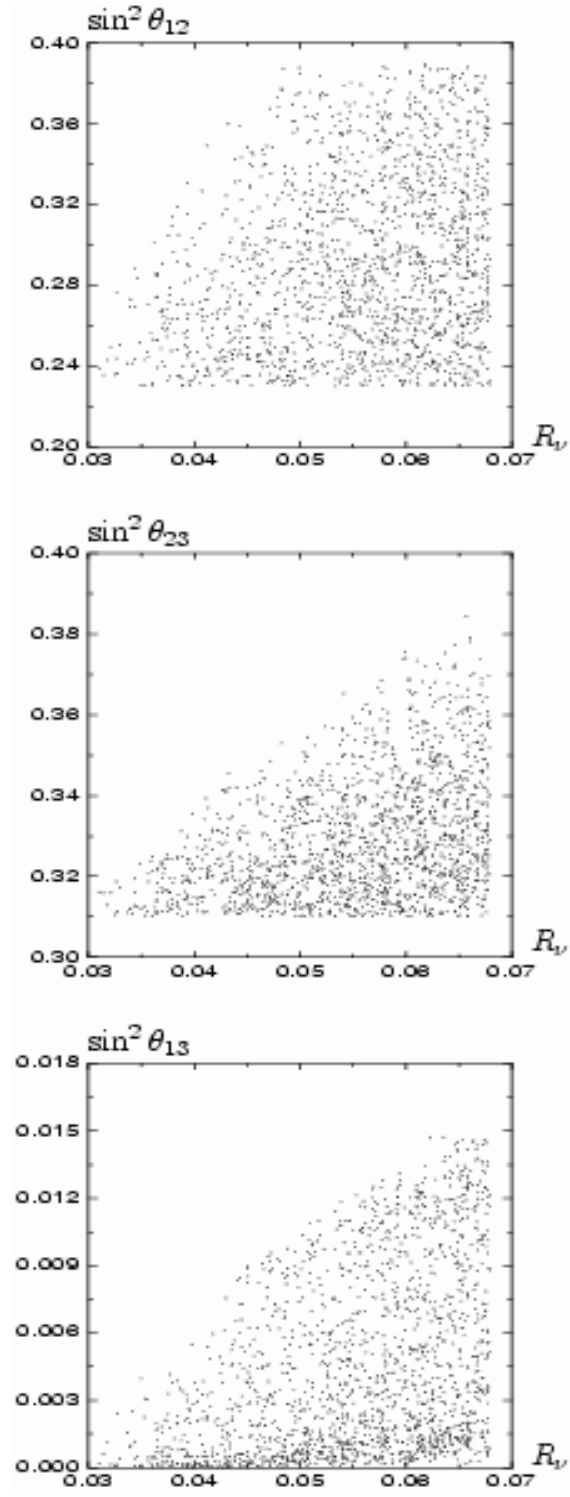


FIG .2. Parallel patterns of M_1 and M_2 in Eq. (20): the outputs of $\sin^2 \theta_{12}$, $\sin^2 \theta_{23}$ and $\sin^2 \theta_{13}$ versus R_ν at the 3 level.

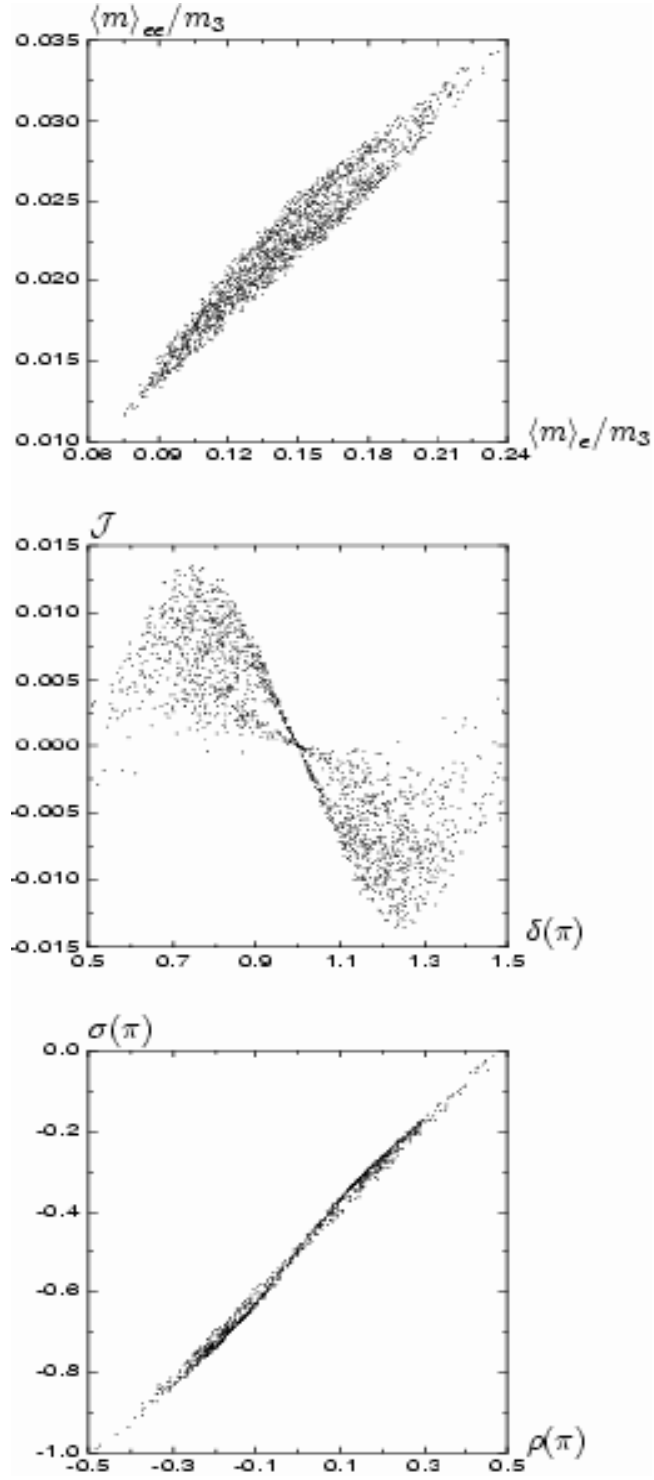


FIG. 3. Parallel patterns of M_1 and M_2 in Eq. (20): the outputs of $(\ln i_e; \ln i_{ee})$, $(\delta; \mathcal{J})$ and $(\rho; \sigma)$ at the 3rd level.

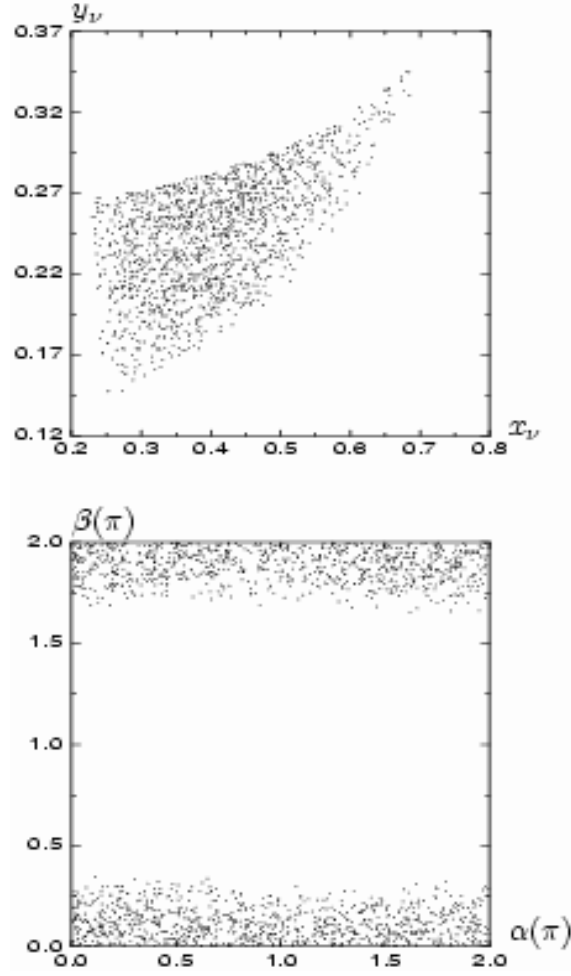


FIG . 4. Non-parallel patterns of M_1 and M in Eq. (25): the parameter space of $(x ; y)$ and $(\alpha ; \beta)$ at the 3 level.

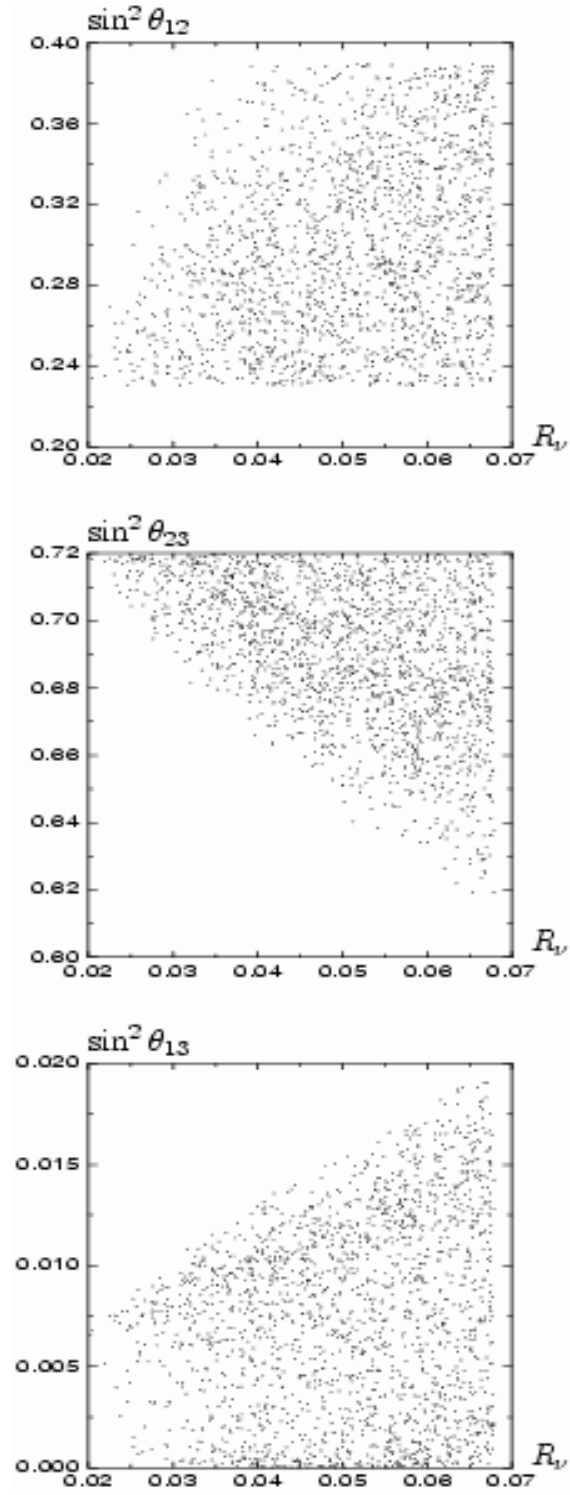


FIG . 5. Non-parallel patterns of M_1 and M_2 in Eq. (25): the outputs of $\sin^2 \theta_{12}$, $\sin^2 \theta_{23}$ and $\sin^2 \theta_{13}$ versus R_ν at the 3 level.

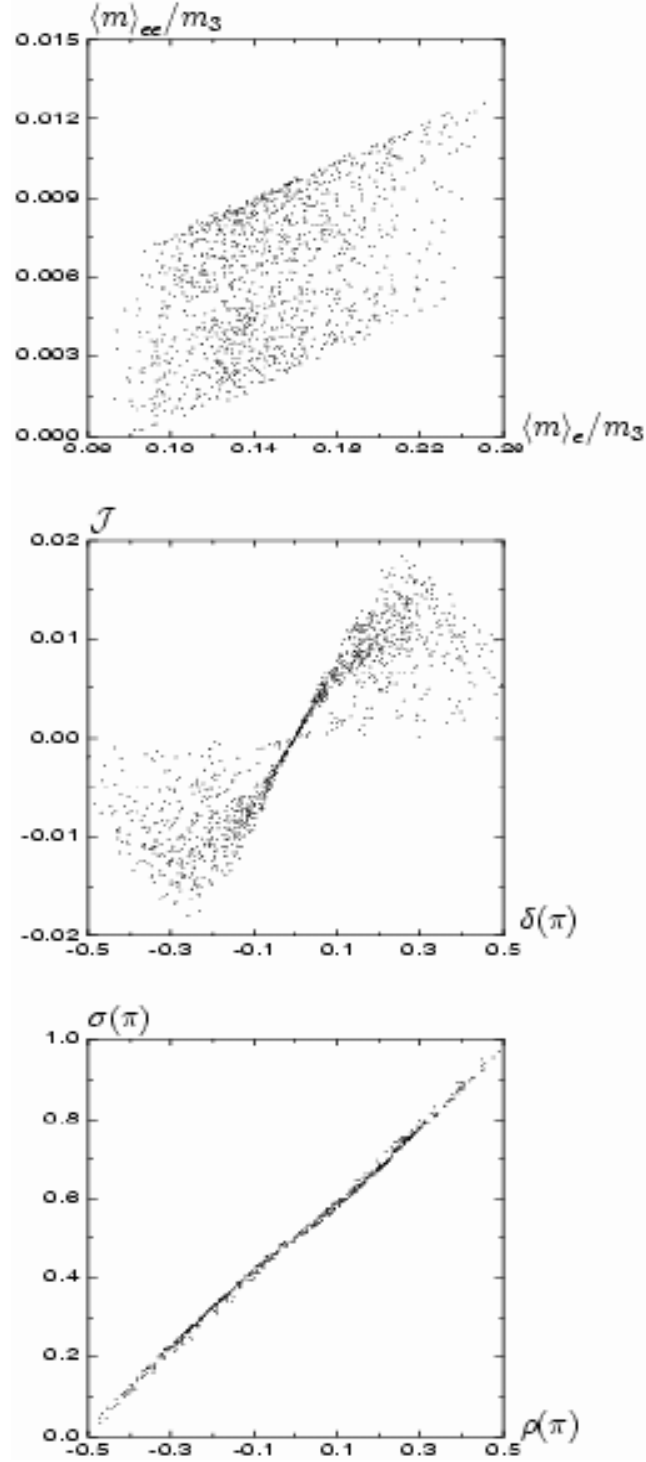


FIG. 6. Non-parallel patterns of M_1 and M_2 in Eq. (25): the outputs of $(m_{ie}; m_{ee})$, $(\delta; \mathcal{J})$ and $(\rho; \sigma)$ at the 3 level.

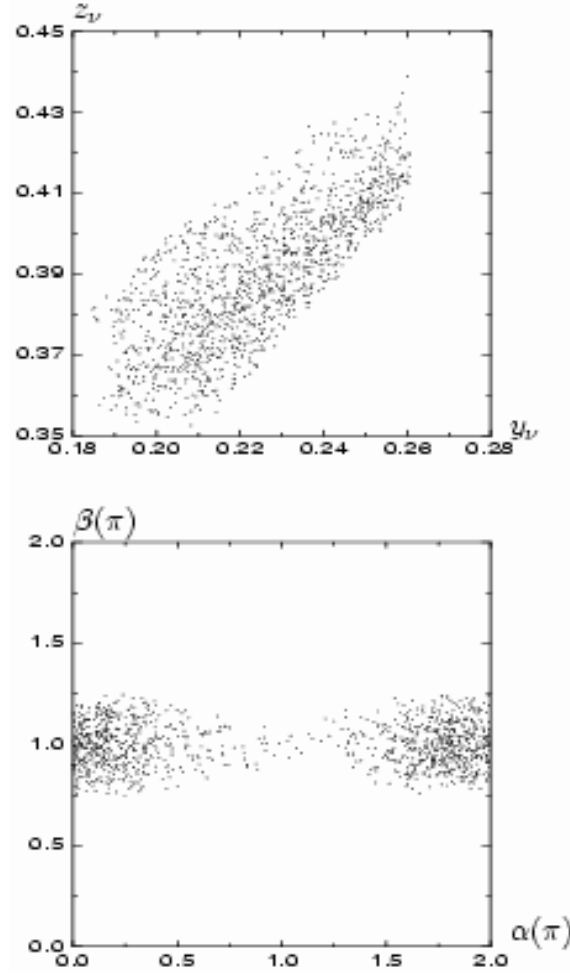


FIG. 7. Non-parallel patterns of M_1 and M_2 in Eq. (28a): the parameter space of $(y; z)$ and $(\alpha; \beta)$ at the 3 level.

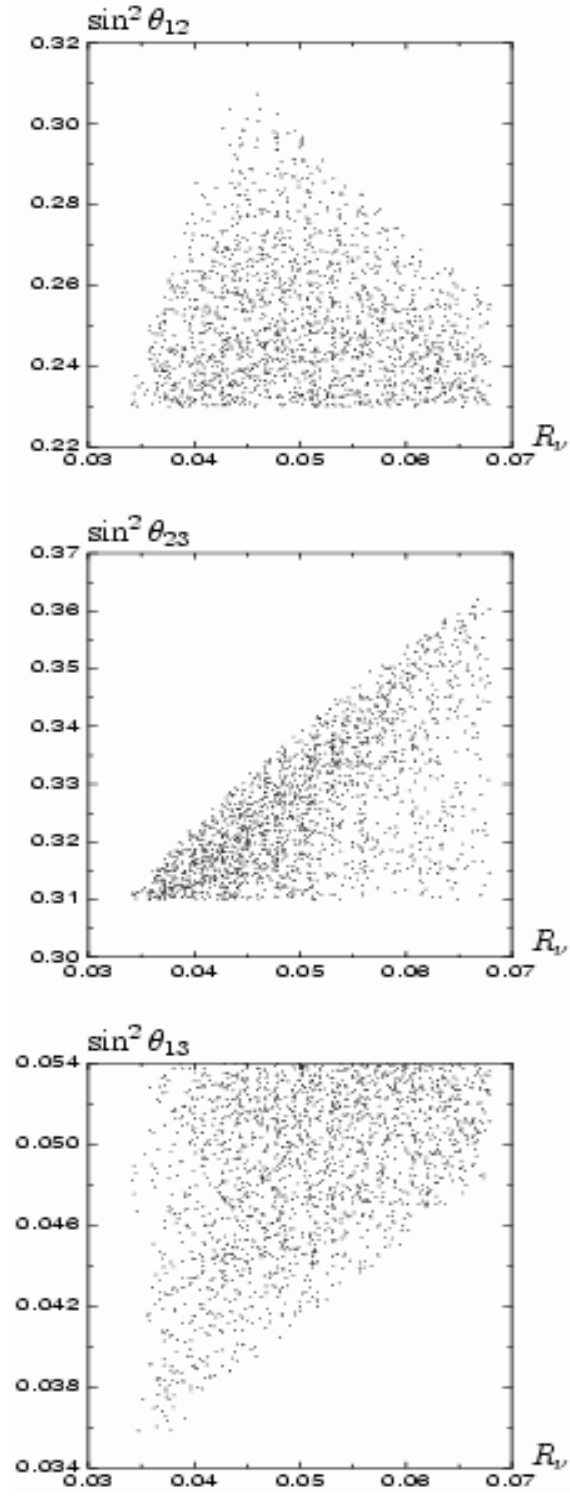


FIG .8. Non-parallel patterns of M_{11} and M_{22} in Eq. (28a); the outputs of $\sin^2 \theta_{12}$, $\sin^2 \theta_{23}$ and $\sin^2 \theta_{13}$ versus R_ν at the 3 σ level.

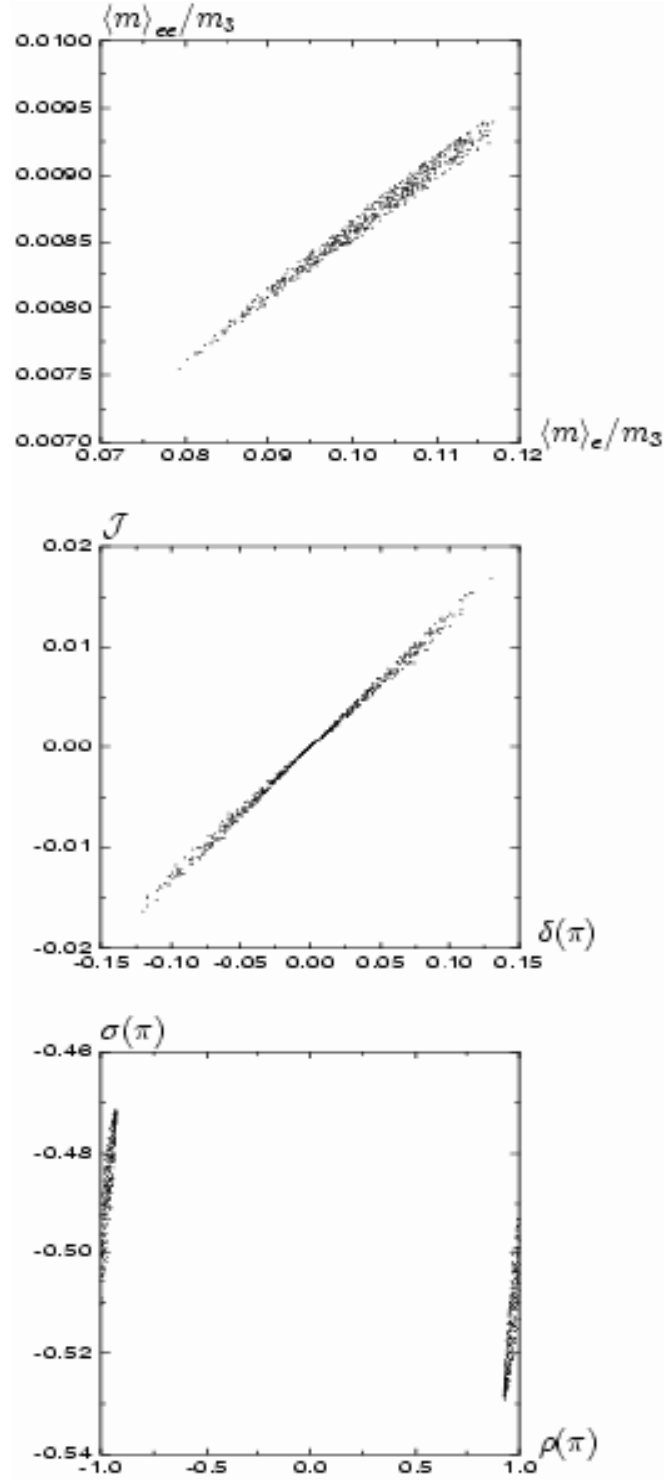


FIG .9. Non-parallel patterns of M_1 and M_2 in Eq. (28a): the outputs of $(\langle m \rangle_e; \langle m \rangle_{ee})$, $(\delta; \mathcal{J})$ and $(\rho; \sigma)$ at the 3 σ level.

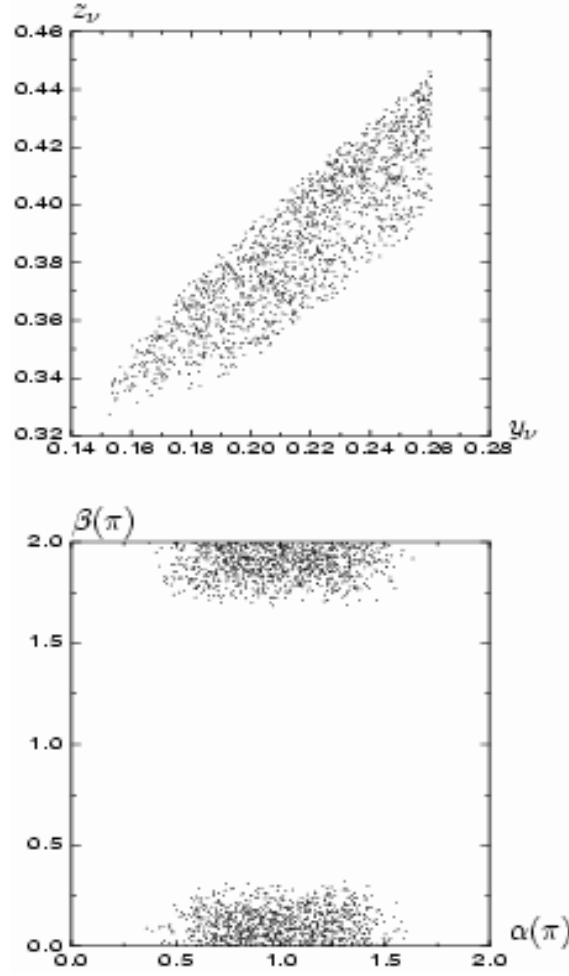


FIG .10. Non-parallel patterns of M_1 and M_2 in Eq. (28c): the parameter space of $(y; z)$ and $(\alpha; \beta)$ at the 3rd level.

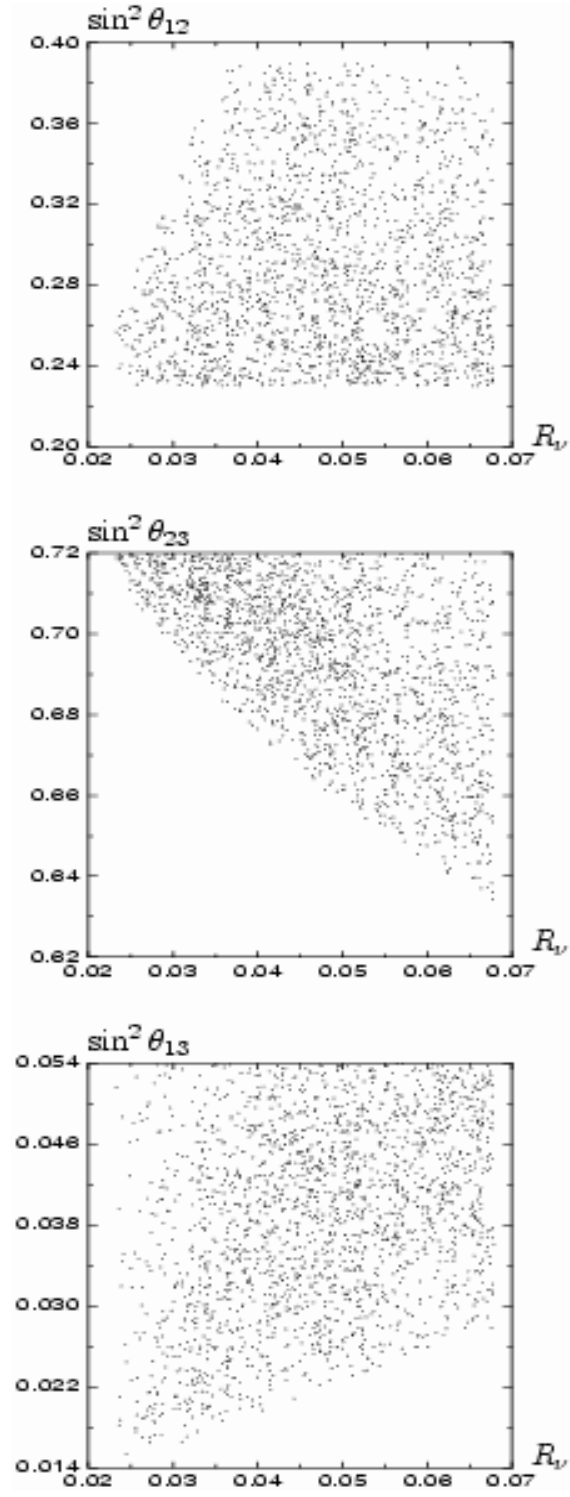


FIG .11. Non-parallel patterns of M_{11} and M_{22} in Eq. (28c): the outputs of $\sin^2 \theta_{12}$, $\sin^2 \theta_{23}$ and $\sin^2 \theta_{13}$ versus R_ν at the 3 σ level.

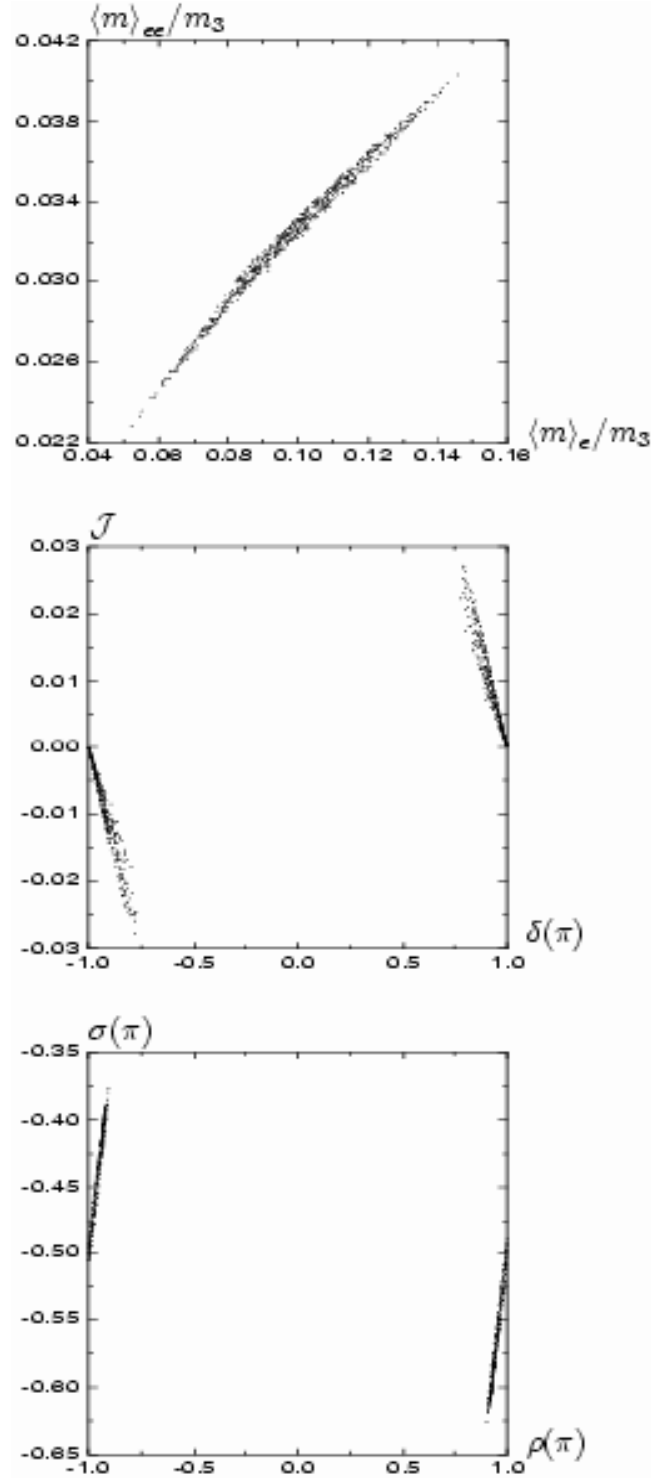


FIG. 12. Non-parallel patterns of M_1 and M_2 in Eq. (28c): the outputs of $(m_{i_e}; m_{i_{ee}})$, $(\delta; \mathcal{J})$ and $(\rho; \sigma)$ at the 3 level.

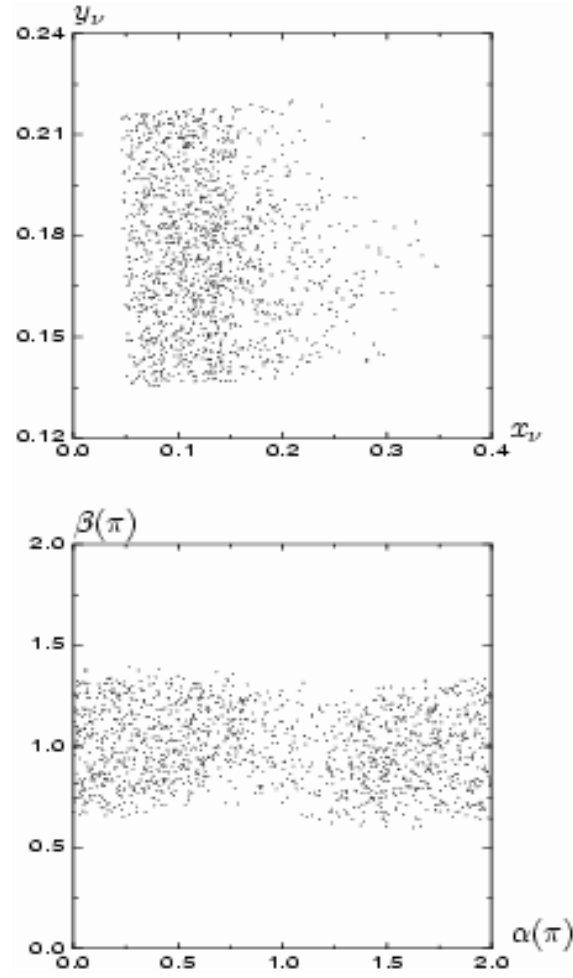


FIG .13. A simple seesaw example: the parameter space of $(x ; y)$ and $(\alpha ; \beta)$ at the 2 level.

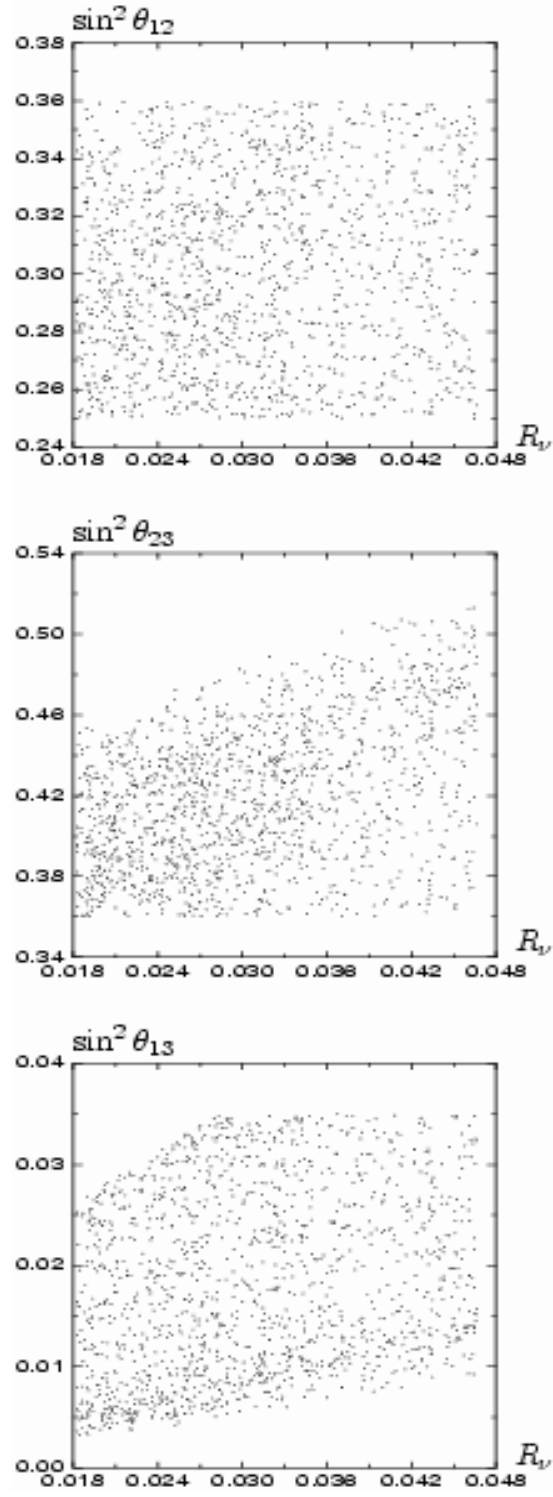


FIG .14. A simple seesaw example: the outputs of \sin^2_{12} , \sin^2_{23} and \sin^2_{13} versus R_ν at the 2 level.

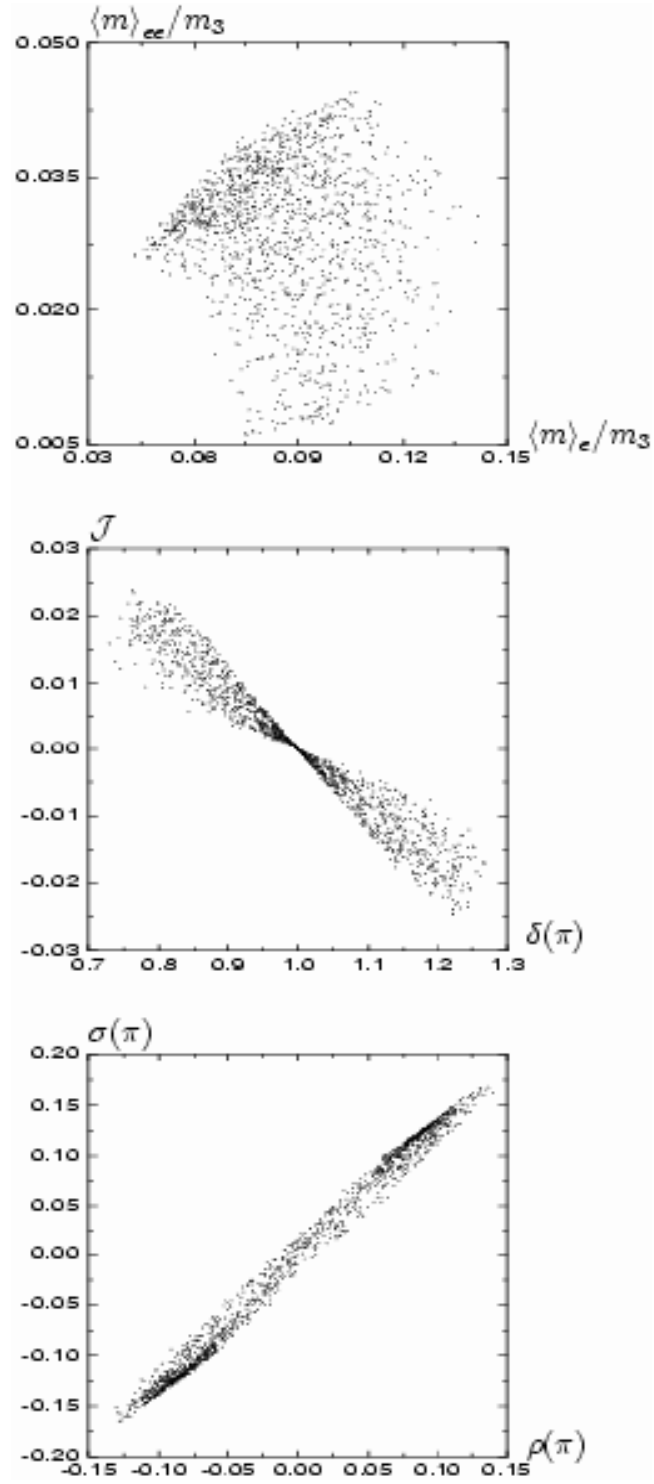


FIG. 15. A simple seesaw example: the outputs of $(m_{ie}; m_{ee})$, $(\mathcal{J}; \delta)$ and $(\sigma; \rho)$ at the 2 level.