

Prediction of Narrow $J^\pi = 1/2^+$, $J^\pi = 3/2^+$, and $3/2^-$ states of Θ^+ in a Quark model with Antisymmetrized Molecular Dynamics

Y. Kanada-En'yo, O. Morimatsu, and T. Nishikawa

*Institute of Particle and Nuclear Studies,
High Energy Accelerator Research Organization,
1-1 Oho, Tsukuba, Ibaraki 305-0801, Japan*

The exotic baryon $\Theta^+(uudd\bar{s})$ is studied with microscopic calculations in a quark model by using a method of antisymmetrized molecular dynamics. We predict that the lowest even state is $J^\pi = 1/2^+(I=0)$ or $J^\pi = 3/2^+(I=0)$, and the lowest odd state is $J^\pi = 3/2^-(I=1)$. They nearly degenerate in the $uudd\bar{s}$ system. We discuss K^+n decay widths and estimate them to be $\Gamma < 8$ for the $J^\pi = \{1/2^+, 3/2^+\}$, and $\Gamma < 1$ MeV for the $J^\pi = 3/2^-$ state.

The evidence of an exotic baryon Θ^+ has recently been reported by several experimental groups [1–9]. Since the quantum numbers determined from its decay modes of Θ^+ indicate that the minimal quark content is $uudd\bar{s}$, this discovery proved the existence of the multi-quark hadron. The study of pentaquarks became a hot subject in hadron physics.

The prediction of a $J^\pi = 1/2^+$ state of $uudd\bar{s}$ by a chiral soliton model [10] motivated the experiments of the first observation of Θ^+ [1]. Their prediction of even parity is unnatural in the naive quark model. Theoretical studies were done to describe Θ^+ by many groups [11–15], some of which predicted the opposite parity, $J^\pi = 1/2^-$ [14,15]. The problem of spin and parity of Θ^+ is not only open but also essential to understand the dynamics of pentaquark systems.

In this paper we would like to clarify the mechanism of the existence of the pentaquark baryon. We try to extract a simple picture for the pentaquark baryon with its energy, width, spin, parity and also its shape from explicit calculation. In order to achieve this goal, we study the pentaquark with a flux-tube model [18,19] based on strong coupling QCD, by using a method of antisymmetrized molecular dynamics (AMD) [16,17]. In the flux-tube model, the interaction energy of quarks and anti-quarks is given by the energy of the string-like color-electric flux, which is proportional to the minimal length of the flux-tube connecting quarks and anti-quarks at long distances supplemented by perturbative one-gluon-exchange (OGE) interaction at short distances. For the $q^4\bar{q}$ system the flux-tube configuration has an exotic topology, Fig.1(c), in addition to an ordinary meson-baryon topology, Fig. 1(d), and the transition between different topologies takes place only in higher order of the strong coupling expansion. Therefore, it seems quite natural to accommodate this model to the pentaquark baryon. In 1991, Carlson and Pandharipande studied exotic hadrons in the flux-tube model [20]. They calculated for only a few $q^4\bar{q}$ states with very limited quantum numbers and concluded that pentaquark baryons are absent. We apply the AMD method to the flux-tube model. The AMD is a variational method to solve a finite many-fermion system. This method is powerful for the study of nuclear structure. One of the advantages of this method is that the spatial and spin degrees of freedom for all particles are independently treated. This method can successfully describe various types of structure such as shell-model-like structure and clustering (correlated nucleons) in nuclear physics. In the application of this method to a quark model, we take the dominant terms of OGE potential and string potential due to the gluon flux tube. Different flux-tube configurations are assumed to be decoupled. We calculate all the possible spin parity states of $uudd\bar{s}$ system, and predict low-lying states. By analysing the wave function, we discuss the properties of Θ^+ and estimate the decay widths of these states with a method of reduced width amplitudes.

In the present calculation, the quarks are treated as non-relativistic spin- $\frac{1}{2}$ Fermions. We use a Hamiltonian as follows,

$$H = H_0 + H_I + H_f, \quad (1)$$

where H_0 consists of the mass and the kinetic energy of the quarks, H_I represents the short-range OGE interaction between the quarks and H_f is the energy of the flux tubes. For simplicity, we take into account the mass difference between the ud quarks and the s quark, Δm_s , only in the mass term of H_0 but not in the kinetic energy term. Then, H_0 is represented as follows;

$$H_0 = N_q m_q + N_s \Delta m_s + \sum_i \frac{p_i^2}{2m_q} - T_0, \quad (2)$$

where N_q is the total number of quarks and N_s is the total number of strange quarks. T_0 denotes the kinetic energy of the center-of-mass motion.

H_I represents the short-range OGE interaction between quarks and consists of the Coulomb and the color-magnetic terms,

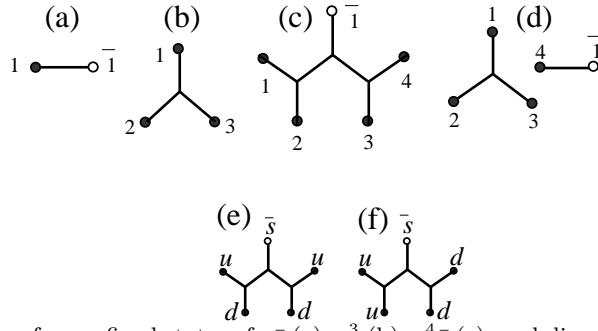


FIG. 1. Flux-tube configurations for confined states of $q\bar{q}$ (a), q^3 (b), $q^4\bar{q}$ (c), and disconnected flux-tube of $q^4\bar{q}$ (d). Figures (e) and (f) represent the flux tubes in the color configurations, $[ud][ud]\bar{s}$ and $[uu][dd]\bar{s}$.

$$H_I = \alpha_c \sum_{i < j} F_i F_j \left[\frac{1}{r_{ij}} + \frac{2\pi}{3m_q^2} s(r_{ij}) \sigma_i \cdot \sigma_j \right]. \quad (3)$$

Here, α_c is the quark-gluon coupling constant, and $F_i F_j$ is defined by $\sum_{\alpha=1,\dots,8} F_i^\alpha F_j^\alpha$, where F_i^α is the generator of color $SU(3)$, $\frac{1}{2}\lambda_i^\alpha$ for quarks and $-\frac{1}{2}(\lambda_i^\alpha)^*$ for anti-quarks. The usual $\delta(r_{ij})$ function in the spin-spin interaction is replaced by a finite-range Gaussian, $s(r_{ij}) = \left[\frac{1}{2\sqrt{\pi}\Lambda} \right]^3 \exp \left[-\frac{r_{ij}^2}{4\Lambda^2} \right]$, as in Ref. [20]. Of course, the full OGE interaction contains other terms such as tensor and spin-orbit interactions. However, since our main interest here is to see the basic properties of the pentaquark, we do not include these minor contributions.

In the flux-tube quark model [18], the confining string potential is written as $H_{tube} = \sqrt{\sigma} L_f - M^0$, where $\sqrt{\sigma}$ is the string tension, L_f is the minimum length of the flux tubes, and M^0 is the zero-point string energy. M^0 depends on the topology of the flux tubes and is necessary to fit the $q\bar{q}$, q^3 and $q^4\bar{q}$ potential obtained from lattice QCD or phenomenology. In the present calculation, we approximate the flux tube potential H_{tube} by a two-body linear potential, H_f , as follows,

$$H_f = -4 \sum_{i < j} F_i F_j a r_{ij} - M^0. \quad (4)$$

where a is a strength parameter for the string tension. If we associate the constant M^0 with the zero-point energy V_0 of the linear potential as $H_f = -4 \sum_{i < j} F_i F_j (a r_{ij} - V_0)$, the relation $M^0 = N_q \frac{3}{8} V_0$ is obtained for a color-singlet systems. For $(q\bar{q})_1$ systems, a is related with $\sqrt{\sigma}$ as $a = \frac{3}{16}\sqrt{\sigma}$. In case of $(qqq)_1$ systems with an equilateral triangle quark configuration, the relation $a = \frac{2}{\sqrt{3}} \times \frac{3}{16}\sqrt{\sigma} \sim 1.15 \times \frac{3}{16}\sqrt{\sigma}$ is obtained.

For pentaquark system, the states, $|\Phi_1\rangle = |[ud][ud]\bar{s}]$, $|\Phi_2\rangle = |[uu][dd]\bar{s}]$, and $|\Phi_3\rangle = |(qqq)_1(qq)_1]$ correspond to the flux-tube configuration Fig. 1.(e),(f), and (d), respectively. ($[qq]$ is defined by color anti-triplet of qq .) In the present calculation of the energy, we neglect the transition among $|\Phi_1\rangle$, $|\Phi_2\rangle$ and $|\Phi_3\rangle$ because they have different flux-tube configurations. It is reasonable in the first order approximation, as mentioned before. The expectation values, $\langle \Phi_1 | H_f | \Phi_1 \rangle$, $\langle \Phi_2 | H_f | \Phi_2 \rangle$, and $\langle \Phi_3 | H_f | \Phi_3 \rangle$ are considered to be good approximations of H_{tube} due to the factor $F_i F_j$.

We solve the eigenstates of the Hamiltonian with a variational method in the AMD model space [16,17]. We take a base AMD wave function in a quark model as follows.

$$\Phi(\mathbf{Z}) = (1 \pm P) \mathcal{A} \left[\phi_{Z_1} \phi_{Z_2} \cdots \phi_{Z_{N_q}} X \right], \quad (5)$$

$$\phi_{Z_i} = \left(\frac{1}{\pi b^2} \right)^{3/4} \exp \left[-\frac{1}{2b^2} (r - \sqrt{2}bZ_i)^2 + \frac{1}{2}Z_i^2 \right], \quad (6)$$

where P is the parity projection operator, \mathcal{A} is the anti-symmetrization operator, and the spatial part ϕ_{Z_i} of the i -th single particle wave function given by a Gaussian whose center is located at Z_i in the phase space. X is the spin-isospin-color function. For example, in case of the proton, X is given as $X = (|\uparrow\uparrow\uparrow\rangle_S - |\uparrow\uparrow\downarrow\rangle_S) \otimes |uud\rangle \otimes \epsilon_{abc} |abc\rangle_C$. Here, $|m\rangle_S (m = \uparrow, \downarrow)$ is the intrinsic-spin function and $|a\rangle_C (a = 1, 2, 3)$ expresses the color function. Thus, the wave function of the N_q quark system is described by the complex variational parameters, $\mathbf{Z} = \{Z_1, Z_2, \dots, Z_{N_q}\}$. By using the frictional cooling method [16] the energy variation is performed with respect to \mathbf{Z} .

For the pentaquark system ($uudd\bar{s}$),

$$X = \sum_{m_1, m_2, m_3, m_4, m_5} c_{m_1 m_2 m_3 m_4 m_5} |m_1 m_2 m_3 m_4 m_5\rangle_S \otimes \{ |udud\bar{s}\rangle \text{ or } |uudd\bar{s}\rangle \} \otimes \epsilon_{abg} \epsilon_{ceh} \epsilon_{ghf} |abce\bar{f}\rangle_C, \quad (7)$$

TABLE I. Calculated masses (GeV) of the q^3 systems. The expectation values of the kinetic, string, Coulomb and color-magnetic terms are also listed.

S^π	$(uud)_1$ $\frac{1}{2}^+$	$(uud)_1$ $\frac{1}{2}^-$	$(uuu)_1$ $\frac{3}{2}^+$
Kinetic	0.80	0.94	0.73
String	-0.01	0.29	0.03
Coulomb	-0.62	-0.51	-0.61
Color mag.	-0.16	-0.08	0.14
E	0.94	1.59	1.23
exp. (MeV)	$N(939)$	$N^*(1520), N^*(1535)$	$\Delta(1232)$

TABLE II. Calculated masses(GeV) of the $uudd\bar{s}$ system. $M_{q^4\bar{q}}^0=2570$ MeV is used to adjust the energy of the lowest state to the observed mass. The values in parentheses are the energies obtained by $M_{q^4\bar{q}}^0 = \frac{5}{3}M_{q^3}^0$. The expectation values of the kinetic, string, Coulomb, color-magnetic terms, and that of the color-magnetic term in $q\bar{q}$ pairs are listed.

S^π	$[ud][ud]\bar{s}$ $\frac{1}{2}^+$	$[ud][ud]\bar{s}$ $\frac{3}{2}^-$	$[ud][ud]\bar{s}$ $\frac{1}{2}^-$	$[ud][ud]\bar{s}$ $\frac{3}{2}^+$	$[uu][dd]\bar{s}$ $\frac{5}{2}^-$	$[ud][ud]\bar{s}$ $\frac{5}{2}^+$
Kinetic	1.51	1.33	1.33	1.51	1.38	1.45
String	0.36	0.33	0.34	0.34	0.30	0.38
Coulomb	-0.67	-0.68	-0.68	-0.68	-0.69	-0.66
Color mag.	-0.22	0.02	0.03	-0.06	0.15	0.13
$q\bar{q}$ Color mag.	0.000	-0.004	0.006	0.007	0.017	0.013
E	1.53 (1.83)	1.56 (1.86)	1.57 (1.87)	1.67 (1.97)	1.69 (1.99)	1.86 (2.16)

where $|udud\bar{s}\rangle$ and $|uudd\bar{s}\rangle$ correspond to the configurations $[ud][ud]\bar{s}$ and $[uu][dd]\bar{s}$ in Fig.1, respectively. Since we are interested in the confined states, we do not use the meson-baryon states, $(qqq)_1(q\bar{q})_1$. This assumption of decoupling between the reducible and irreducible configurations of the flux tubes can be regarded as a kind of bound-state approximation. The coefficients $c_{m_1m_2m_3m_4m_5}$ for the spin function are determined by diagonalization of Hamiltonian and norm matrices. After the energy variation, the intrinsic-spin and parity S^π eigen wave function $\Phi(\mathbf{Z})$ for the lowest state is obtained for each S^π .

In the numerical calculation, the linear and Coulomb potentials are approximated by seven-range Gaussians. We use the parameters, $\alpha_c = 0.5149$, $\Lambda = 0.13$ fm, $m_q = 0.313$ GeV, $a = 0.2165$ GeV/fm, and $\Delta m_s = 0.2$ GeV. α_c is chosen so as to fit the N and Δ mass difference. a corresponds to the string tension $\sqrt{\sigma} = 1$ GeV/fm with the relation $a = \frac{2}{\sqrt{3}} \times \frac{3}{16} \sqrt{\sigma}$. The width parameter b is chosen to be 0.51 fm.

In table.I, we display the calculated energy of q^3 states with $S^\pi = 1/2^+(N)$, $S^\pi = 3/2^+(\Delta)$, $S^\pi = 1/2^-(N^*)$. The zero-point energy M^0 of the string potential is chosen to be $M_{q^3}^0 = 1365$ MeV to fit the masses of N and Δ . The contributions of the kinetic and each potential terms are consistent with the results of the Ref. [20]. We checked that the obtained states are almost eigen states of the angular momentum L and the L projection gives only minor effects on the energy.

Now, we apply the AMD method to the $uudd\bar{s}$ system. For each spin parity, we calculate energies of the $[ud][ud]\bar{s}$ and $[uu][dd]\bar{s}$ states and adopt the lower one. In table.II, the calculated results are shown. $M_{q^4\bar{q}}^0=2570$ MeV is adopted to adjust the lowest mass to the observed mass of Θ^+ . If we take $M_{q^4\bar{q}}^0 = \frac{5}{3}M_{q^3}^0$ with the zero-point energy of the q^3 systems as was done in Ref. [20], there is no adjustable parameter in the $q^4\bar{q}$ systems. Still, the results reasonably agree with the experiments.

The most impressive point in the results is that the lowest even and odd parity states, $S^\pi = 1/2^+$ and $S^\pi = 3/2^-$, nearly degenerate. The $S^\pi = 1/2^+$ correspond to $J^\pi = 1/2^+$ and $3/2^+$ with $S = 1/2, L = 1$, the $S^\pi = 3/2^-$ is $J^\pi = 3/2^- (S = 3/2, L = 0)$. The $S^\pi = 1/2^- (J^\pi = 1/2^-, L = 0)$ state appears just above the $S^\pi = 3/2^-$. However this state, as we discuss later, is expected to be much broader than other states. We cannot study the details of the L - S splitting between $J^\pi = 1/2^+$ and $3/2^+$ with the present Hamiltonian.

Next, we analyze the spin structure of these states, and found that the $J^\pi = \{1/2^+, 3/2^+\} (S = 1/2, L = 1)$ states consist of two spin-zero ud -diquarks, while the $J^\pi = 3/2^-$ and $J^\pi = 1/2^-$ states consist of a spin-zero ud -diquark and a spin-one ud -diquark. The lowest even-parity states have isopin $I = 0$. The $J^\pi = 1/2^+$ state corresponds to the

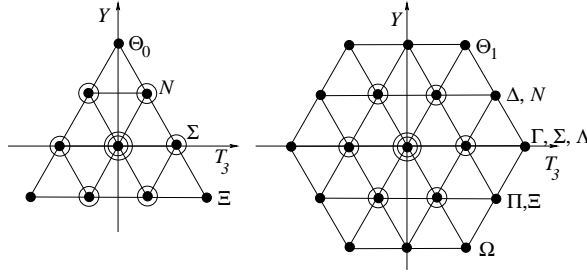


FIG. 2. Quark content of representative members of the $(q^4 \bar{q})$ $\overline{10}_f$ -plet and 27_f -plet in the $T_3 Y$ diagram.




FIG. 3. The q and \bar{q} density distribution of quarks and anti-quarks in the $J^\pi = 1/2^+, 3/2^+ (S = 1/2, L = 1)$ states of the $uud\bar{s}$ system. The total quark-antiquark density in the intrinsic states before parity projection (a), the u quark (b) and \bar{s} (c) density in the parity-projected states are shown.

$\Theta^+(1530)$ in the flavor $\overline{10}$ -plet predicted by Diakonov et al. [10]. It is surprising that the odd-parity states, $J^\pi = 3/2^-$ and $J^\pi = 1/2^-$, have the isopin $I = 1$, which means that these states are members of the flavor 27-plet and belong to a new family of Θ baryon. We denote the $J^\pi = \{1/2^+, 3/2^+\}, I = 0$ states by Θ_0^+ , and the $J^\pi = 3/2^-, I = 1$ state by Θ_1^+ . The mass difference $E(\Theta_1^+) - E(\Theta_0^+)$ is about 30 MeV in the present work.

Although the natural spin-parity state $1/2^-$ is naively expected to be lowest, the results show the abnormal level structure of the $(udud\bar{s})$ system, where the unnatural parity states, $J^\pi = \{1/2^+, 3/2^+\}, I = 0$ are lowest, and the iso-vector states, $J^\pi = 3/2^-$ and $J^\pi = 1/2^-$, appear just above them. By analysing the details of these states, the abnormal level structure can be easily understood with a simple picture as follows. As shown in table II, the $J^\pi = \{1/2^+, 3/2^+\} (S = 1/2, L = 1)$ states have larger kinetic and string energies than the $J^\pi = 3/2^- (S = 3/2, L = 0)$ and $J^\pi = 1/2^- (S = 1/2, L = 0)$ states, while the former states gain the color-magnetic interaction. Thus, the degeneracy of these states is realized by the balance of the loss of the kinetic and string energies and the gain of the color-magnetic interaction. As already mentioned by Jaffe and Wilczek [11], the relative motion between two spin-zero diquarks must have the odd parity ($L = 1$) because the $L = 0$ is forbidden between the two identical diquarks due to the color antisymmetry. In the $J^\pi = 3/2^-$ and $1/2^-$ states, one of the spin-zero ud -diquarks is broken to be a spin-one ud -diquark, and the $L = 0$ is allowed because two diquarks are not identical. The $L = 0$ is energetically favored in the kinetic and string terms, and the energy gain cancels the color-magnetic energy loss of a spin-one ud -diquark. The spin-one ud -diquark has the isospin $I = 1$ because of the color asymmetry. This is the mechanism of the degeneracy of $J^\pi = 1/2^+, 3/2^+ (I = 0)$ and $J^\pi = 3/2^-, 1/2^- (I = 1)$ states. The details of the kinetic, string and potential energies of the $J^\pi = 3/2^-$ and $J^\pi = 1/2^-$ states are almost the same except for the color-magnetic interaction between $q\bar{q}$ pairs as shown in table II.

We remark that the existence of two spin-zero ud -diquarks in the $J^\pi = \{1/2^+, 3/2^+\}$ states predicted by Jaffe and Wilczek [11] is actually confirmed in our *ab initio* calculations. In Fig. 3, we show the quark and anti-quark density distribution in the $J^\pi = \{1/2^+, 3/2^+\}$ states. In the intrinsic state before parity projection, we found the spatial development of ud - uds clustering, as seen in the density (Fig. 3(a)), which has a parity-asymmetric shape. The wave function indicates that the Gaussian centers of two diquarks are located far from each other, and the \bar{s} stays in the vicinity of one of diquarks. After the parity projection, the \bar{s} is exchanged between two diquarks. As a result, the \bar{s} -quark density has a prolate shape in the prolately deformed ud -quark density (Fig. 3(b),(c)).

It is important that in the decay mode, $\Theta_1^+ (J^\pi = 3/2^-) \rightarrow K^+ n$, the D wave is dominant, which makes the width of Θ_1^+ narrower than that of $\Theta_0^+ (J^\pi = 1/2^+, 3/2^+)$ because of higher centrifugal barrier. We estimate the $K^+ n$ -decay widths of these states by using a method of reduced width amplitudes. In this method, the decay width Γ is estimated by the product of S factor S_{fac} (the probability of the decaying particle at the channel radius a) and $\Gamma_0(a, E_{th})$ given by the penetrability of the barrier (E_{th} is the threshold energy). We choose the channel radius $a = 1$ fm in the following discussion. Since the transitions between the different flux tube configurations, a confined state $[ud][ud]\bar{s}$ and a decaying state $(udd)_1(u\bar{s})_1$, are of higher order, the S_{fac} should be small in general.

Here, we discuss the maximum values of the widths, by considering just the simple overlap with respect to the quark degrees of freedom. The overlap of the color wave function gives a factor $1/3$ for S_{fac} . As mentioned before, in the $J^\pi = \{1/2^+, 3/2^+\}$ states, the intrinsic states have the spatial clustering of ud - uds structure. In a rough estimate, \bar{s} can form a meson with a quark only in the nearby diquark, because the spatial overlap between \bar{s} and the other diquark is very small. In the overlap with a meson-baryon state with a spin-zero K meson, a factor $\frac{1}{4}$ arises from the spatial and the intrinsic-spin terms. As a result, the simple overlap gives $\frac{1}{4} \times \frac{1}{3}$ of S_{fac} , and the width of the $J^\pi = \{1/2^+, 3/2^+\}$ states is estimated to be $\Gamma < 8$ MeV for $E_{th} = 100$ MeV. On the other hand, the K^+n decay width of the $J^\pi = 3/2^-$ state is strongly suppressed by the D -wave centrifugal barrier. Moreover, the present results indicate that the dominant components of the $J^\pi = 3/2^-$ is $S^\pi = 3/2^-$ and $L = 0$. Therefore, the D -state component is expected to be very small. Consequently, the $J^\pi = 3/2^-$ state should be extremely narrow. When we assume the D -wave probability to be 0.1, the K^+n decay width is estimated to be $\Gamma < 1$ MeV for $E_{th} = 120$ MeV. On the other hand, in the $J^\pi = 1/2^-, L = 0$ decays is allowed and this state should be much broader than other states because of the absence of the centrifugal barrier.

The $J^\pi = \{1/2^+, 3/2^+\}(\Theta_{I=0}^+)$ states in the present results are consistent with the experimental observation of Θ^+ , while $J^\pi = 3/2^-(\Theta_{I=1})$ is not observed yet. One should pay attention to the properties of these states, because the production rates depend on their spin, parity and widths. The existence of many narrow states, $J^\pi = 1/2^+, 3/2^+$, and $3/2^-$, for the Θ_0^+ and Θ_1^+ may give an answer to the inconsistent mass positions of the Θ^+ among the different experiments. The widths of the Θ_1^{++} are too narrow to be observed in the K^+p scattering. In the photo-induced reactions, the data of the invariant K^+p mass do not seem not to exclude the possibility of Θ_1^{++} peaks around 1545 MeV [5,9,21].

Within the present framework, the mass differences between Θ^+ and other pentaquark systems are given by Δm_s . Other mechanism beyond simple quark models should be necessary for more detailed discussions of systematics of pentaquark masses. However, the $J^\pi = \{1/2^+, 3/2^+\}$ and $J^\pi = 3/2^-$ states may degenerate also in other pentaquark systems, because the mechanism of the degeneracy is simple as mentioned before. Concerning the prediction of another pentaquark $N(1710)$ by Diakonov et al., it is worth mention that the $N(1700)(J^\pi = 3/2^-)$, $N(1710)(J^\pi = 1/2^+)$ and $N(1720)(J^\pi = 3/2^+)$ can be candidates of the degenerated $J^\pi = 3/2^-$, $J^\pi = 1/2^+$ and $J^\pi = 3/2^+$ states in another pentaquark.

In conclusion, we proposed a quark model in the framework of the AMD method, and applied it to the $uudd\bar{s}$ system. We predicted that the narrow $J^\pi = \{1/2^+, 3/2^+\}(\Theta_0)$ and $J^\pi = 3/2^-(\Theta_1)$ states nearly degenerate. The widths of Θ_0^+ and Θ_1^+ are estimated to be $\Gamma < 8$ MeV and $\Gamma < 1$ MeV, respectively. Two spin-zero diquarks are found in the Θ_0^+ , which confirms Jaffe-Wilczek picture. The degeneracy of Θ_0^+ and Θ_1^+ is realized by the balance of the kinetic and string energies and the color magnetic interaction. The origin of the novel level structure is due to the color structure in the confined system bounded by the connected flux-tubes.

The authors would like to thank to T. Kunihiro, Y. Akaishi and H. En'yo for valuable discussions. This work was supported by Japan Society for the Promotion of Science and Grants-in-Aid for Scientific Research of the Japan Ministry of Education, Science Sports, Culture, and Technology.

-
- [1] LEPS collaboration, T. Nakano *et al.*, Phys. Rev. Lett. **91**, 012002 (2003).
 - [2] DIANA Collaboration, V. V. Barmin *et al.*, Phys. Atom. Nucl. **66**, 1715 (2003).
 - [3] CLAS Collaboration, S. Stepanyan *et al.*, Phys. Rev. Lett. **91**, 252001 (2003).
 - [4] CLAS Collaboration, V. Kubarovsky *et al.*, Phys. Rev. Lett. **92**, 032001 (2004).
 - [5] SAPHIR Collaboration, J. Barth *et al.*, Phys. Lett. **B572**, 127 (2003).
 - [6] A. E. Asratyan, A. G. Dolgolenko and M. A. Kubantsev, hep-ex/0309042.
 - [7] HERMES Collaboration, A. Airapetian *et al.*, hep-ex/0312044.
 - [8] SVD Collaboration, A. Aleev *et al.*, hep-ex/0401024.
 - [9] ZEUS Collaboration, S. V. Chekanov, hep-ex/0404007.
 - [10] D. Diakonov, V. Petrov and M. V. Polyakov, Z. Phys. **A359**, 305 (1997).
 - [11] R. Jaffe and F. Wilczek, Phys. Rev. Lett. **91**, 232003 (2003).
 - [12] S. Capstick, P. R. Page and W. Roberts, Phys. Lett. **B570**, 185 (2003).
 - [13] M. Karliner and H. J. Lipkin, Phys. Lett. **B575**, 249 (2003).
 - [14] J. Sugiyama, T. Doi and M. Oka, Phys. Lett. **B581**, 167 (2004).
 - [15] S. Sasaki, hep-lat/0310014.
 - [16] Y. Kanada-En'yo, H. Horiuchi and A. Ono, Phys. Rev. C **52**, 628 (1995); Y. Kanada-En'yo and H. Horiuchi, Phys. Rev.

- C **52**, 647 (1995).
- [17] Y. Kanada-En'yo, M. Kimura and H. Horiuchi, Comptes rendus Physique Vol.4, 497(2003).
 - [18] J. Carlson, J. Kogut and V. R. Pandharipande, Phys. Rev. **D27**, 233 (1982); Phys. Rev. **D28**, 2807 (1983).
 - [19] O. Morimatsu, Nucl. Phys. **A505**, 655 (1989); C. Alexandrou, T. Karapiperis and O. Morimatsu, Nucl. Phys. **A518**, 723 (1990).
 - [20] J. Carlson and V. R. Pandharipande, Phys. Rev. **D43**, 1652 (1991).
 - [21] CLAS Collaboration, H. G. Juengst, `nuc1-ex/0312019`.