

A study of $\Theta^+(udud\bar{s})$ in lattice QCD with exact chiral symmetry

Ting-Wai Chiu and Tung-Han Hsieh

Department of Physics and
National Center for Theoretical Sciences at Taipei,
National Taiwan University, Taipei 106, Taiwan

Abstract

We investigate the mass spectrum of the pentaquark baryon ($udud\bar{s}$) in quenched lattice QCD with exact chiral symmetry. Using 3 different interpolating operators, we measure the 3×3 correlation matrix and obtain the eigenvalues $A^\pm(t)$ with \pm parity, for 100 gauge configurations generated with Wilson gauge action at $\beta = 6.1$ on the $20^3 \times 40$ lattice. For odd parity states, $A^-(t)$ deviates from pure exponential decay even at large t , which implies that it cannot be a resonance with narrow width, thus is ruled out as a candidate of $\Theta^+(1540)$. For even parity states, $A^+(t)$ behaves like usual resonances seen in quenched lattice QCD, and its mass can be extracted by single exponential fit. The mass of the lowest lying $J^P = 1/2^+$ state is determined to be 1583 ± 121 MeV.

PACS numbers: 11.15.Ha, 11.30.Rd, 12.38.Gc

Keywords: Pentaquark, Baryon, Lattice QCD

The recent experimental observation of the exotic baryon $\Theta^+(1540)$ (with the quantum numbers of K^+n) [1] by LEPS collaboration at Spring-8 and the subsequent confirmation [2, 3, 4, 5, 6, 7, 8] from other experimental groups has become one of the most interesting topics in hadron physics. The remarkable features of $\Theta^+(1540)$ are its exceptionally narrow decay width (< 15 MeV), and its $+1$ strangeness. The latter immediately implies that $\Theta^+(1540)$ cannot be an ordinary baryon composed of three quarks. Its minimal quark content is $udud\bar{s}$. Nevertheless, there are quite a number of experiments which so far have not observed $\Theta^+(1540)$ or any pentaquarks. This casts some doubts about the existence of $\Theta^+(1540)$.

Historically, the experimental search for $\Theta^+(1540)$ was motivated by the predictions of the chiral-soliton model [9], an outgrowth of the Skyrme model [10]. Even though the chiral soliton model seems to provide very close predictions for the mass and the width of $\Theta^+(1540)$, obviously, it cannot reproduce all aspects of QCD, the fundamental theory of strong interactions. Now the central theoretical question is whether the spectrum of QCD possesses Θ^+ with the correct quantum numbers, mass, and decay width.

At present, the most viable approach to solve QCD nonperturbatively from the first principle is lattice QCD. Explicitly, one needs to construct an interpolating operator which has a significant overlap with the pentaquark baryon states. Then one computes the time-correlation function of this interpolating operator, and from which to extract the masses of its even and odd parity states respectively.

In this paper, we use three different interpolating operators for $(udud\bar{s})$, and compute their 3×3 correlation matrix and eigenvalues, and from which to extract the masses of the even and odd parity states. These three interpolating operators (with $I = 0$) are:

$$(O_1)_{x\alpha} = [\mathbf{u}^T C \gamma_5 \mathbf{d}]_{xc} \{ \bar{\mathbf{s}}_{x\beta e} (\gamma_5)_{\beta\eta} \mathbf{u}_{x\eta e} (\gamma_5 \mathbf{d})_{x\alpha c} - \bar{\mathbf{s}}_{x\beta e} (\gamma_5)_{\beta\eta} \mathbf{d}_{x\eta e} (\gamma_5 \mathbf{u})_{x\alpha c} \} \quad (1)$$

$$(O_2)_{x\alpha} = [\mathbf{u}^T C \gamma_5 \mathbf{d}]_{xc} \{ \bar{\mathbf{s}}_{x\beta e} (\gamma_5)_{\beta\eta} \mathbf{u}_{x\eta c} (\gamma_5 \mathbf{d})_{x\alpha e} - \bar{\mathbf{s}}_{x\beta e} (\gamma_5)_{\beta\eta} \mathbf{d}_{x\eta c} (\gamma_5 \mathbf{u})_{x\alpha e} \} \quad (2)$$

$$(O_3)_{x\alpha} = \epsilon_{cde} [\mathbf{u}^T C \gamma_5 \mathbf{d}]_{xc} [\mathbf{u}^T C \mathbf{d}]_{xd} (C \bar{\mathbf{s}}^T)_{x\alpha e} \quad (3)$$

where \mathbf{u} , \mathbf{d} and \mathbf{s} denote the quark fields; ϵ_{abc} is the completely antisymmetric tensor; x , $\{a, b, c\}$ and $\{\alpha, \beta, \eta\}$ denote the lattice site, color, and Dirac indices respectively; and C is the charge conjugation operator satisfying $C\gamma_\mu C^{-1} = -\gamma_\mu^T$ and $(C\gamma_5)^T = -C\gamma_5$. Here the diquark operator is defined as

$$[\mathbf{u}^T \Gamma \mathbf{d}]_{xa} \equiv \epsilon_{abc} (\mathbf{u}_{x\alpha b} \Gamma_{\alpha\beta} \mathbf{d}_{x\beta c} - \mathbf{d}_{x\alpha b} \Gamma_{\alpha\beta} \mathbf{u}_{x\beta c}) \quad (4)$$

where $\Gamma_{\alpha\beta} = -\Gamma_{\beta\alpha}$. Thus the diquark transforms like a spin singlet (1_s), color anti-triplet ($\bar{3}_c$), and flavor anti-triplet ($\bar{3}_f$). For $\Gamma = C\gamma_5$, it transforms as a scalar, while for $\Gamma = C$, it transforms like a pseudoscalar.

The operator O_1 is the naive kaon \otimes nucleon operator which was used by Mathur et al. [11]. The operator O_2 was first considered by Zhu [12] and was

adopted by Csikor et al. [13] in their lattice study. The difference between O_1 and O_2 is that, in the latter case, the color index of the \mathbf{u} quark in the kaon is swapped with that of the \mathbf{d} quark in the nucleon such that the “kaon” and the “nucleon” do not appear as color singlets. The operator O_3 was motivated by the Jaffe-Wilzcek (diquark-diquark-antiquark) model [14] and was considered by Sugiyama et al. [15], Sasaki [16], and Ishii et al. [17].

In the Jaffe-Wilzcek model, each pair of $[ud]$ form a diquark which transforms like a spin singlet (1_s), color anti-triplet ($\bar{3}_c$), and flavor anti-triplet ($\bar{3}_f$). Then the pentaquark baryon $\Theta([ud][ud]\bar{s})$ emerges as the color singlet in $(\bar{3}_c \times \bar{3}_c) \times \bar{3}_c = 1_c + 8_c + 8_c + \bar{10}_c$, and a member (with $S = +1$ and $I = 0$) of the flavor anti-decuplet in $\bar{3}_f \times \bar{3}_f \times \bar{3}_f = 1_f + 8_f + 8_f + \bar{10}_f$. Now, if one attempts to construct a local interpolating operator for $[ud][ud]\bar{s}$, then these two identical diquarks must be chosen to transform differently (i.e., one scalar and one pseudoscalar), otherwise $\epsilon_{abc}[ud]_{xb}[ud]_{xc}\bar{s}_{x\alpha a}$ is identically zero since diquarks are bosons. Thus, when the orbital angular momentum of this scalar-pseudoscalar-antifermion system is zero (i.e., the lowest lying state), its parity is even rather than odd. Alternatively, if these two diquarks are located at two different sites, then both diquark operators can be chosen to be scalar, however, they must be antisymmetric in space, i.e., with odd integer orbital angular momentum. Thus the parity of lowest lying state of this scalar-scalar-antifermion system is even, as suggested in the original Jaffe-Wilzcek model. (Note that all correlated quark models e.g., Karliner-Lipkin model [18] and flavor-spin model [19], advocate that the parity of $\Theta^+(1540)$ is positive.)

Evidently, the diquark operator plays an important role in constructing sources for pentaquark baryons as well as 3-quark baryons. The possibility of forming multiquark hadrons through diquark correlations was proposed by Jaffe in 1977 [20]. Although the idea is essentially based on the color-spin interaction between the quarks (through one gluon exchange), its salient features seem to persist even at the hadronic distance scale where QCD is strongly coupled. Thus, it is interesting to see whether such multiquark hadrons (e.g., pentaquark baryons) do exist in the spectrum of QCD.

In this paper, we use the optimal domain-wall fermion [21] to study the pentaquark baryons. The salient features of optimal lattice domain-wall fermion are: (i) The quark propagator as well as the effective 4D lattice Dirac operator for internal fermion loops have optimal chiral symmetry for any N_s (number of sites in the 5-th dimension) and gauge background; (ii) The quark fields and hadron observables manifest the discrete symmetries of their counterparts in continuum; (iii) The quark action is ultralocal on the 5 dimensional lattice, thus the dynamical quark can be simulated with the standard hybrid monte carlo algorithm; (iv) The quark propagator in gauge background can be computed efficiently through the effective 4D lattice Dirac operator.

Now it is straightforward to work out the baryon propagator $\langle \Theta_{x\alpha} \bar{\Theta}_{y\delta} \rangle$ in terms of quark propagators. In lattice QCD with exact chiral symmetry, quark

propagator with bare mass m_q is of the form $(D_c + m_q)^{-1}$ [22], where D_c is exactly chirally symmetric at finite lattice spacing. In the continuum limit, $(D_c + m_q)^{-1}$ reproduces $[\gamma_\mu(\partial_\mu + iA_\mu) + m_q]^{-1}$. For optimal domain-wall fermion with $N_s + 2$ sites in the fifth dimension,

$$\begin{aligned} D_c &= 2m_0 \frac{1 + \gamma_5 S(H_w)}{1 - \gamma_5 S(H_w)}, \\ S(H_w) &= \frac{1 - \prod_{s=1}^{N_s} T_s}{1 + \prod_{s=1}^{N_s} T_s}, \\ T_s &= \frac{1 - \omega_s H_w}{1 + \omega_s H_w}, \quad H_w = \gamma_5 D_w, \end{aligned}$$

where D_w is the standard Wilson Dirac operator plus a negative parameter $-m_0$ ($0 < m_0 < 2$), and $\{\omega_s\}$ are a set of weights specified by an exact formula such that D_c possesses the optimal chiral symmetry [21]. Since

$$(D_c + m_q)^{-1} = (1 - rm_q)^{-1} [D^{-1}(m_q) - r], \quad r = \frac{1}{2m_0}$$

where

$$D(m_q) = m_q + (m_0 - m_q/2)[1 + \gamma_5 S(H_w)],$$

thus the quark propagator can be obtained by solving the system $D(m_q)Y = \mathbb{I}$ with nested conjugate gradient [23], which turns out to be highly efficient (in terms of the precision of chirality versus CPU time and memory storage) if the inner conjugate gradient loop is iterated with Neuberger's double pass algorithm [24]. For more details of our scheme of computing quark propagators, see Ref. [25].

We generate 100 gauge configurations with Wilson gauge action at $\beta = 6.1$ on the $20^3 \times 40$ lattice. Fixing $m_0 = 1.3$, we project out 16 low-lying eigenmodes of $|H_w|$ and perform the nested conjugate gradient in the complement of the vector space spanned by these eigenmodes. For $N_s = 128$ (the number of sites in the fifth dimension), the weights $\{\omega_s\}$ are fixed with $\lambda_{min} = 0.18$ and $\lambda_{max} = 6.3$, where $\lambda_{min} \leq \lambda(|H_w|) \leq \lambda_{max}$ for all gauge configurations. For each configuration, quark propagators are computed for 30 bare quark masses in the range $0.03 \leq m_q a \leq 0.8$, with stopping criteria 10^{-11} and 2×10^{-12} for the outer and inner conjugate gradient loops respectively. Then the norm of the residual vector of each column of the quark propagator is less than 2×10^{-11}

$$\|(D_c + m_q)Y - \mathbb{I}\| < 2 \times 10^{-11},$$

and the chiral symmetry breaking due to finite $N_s (= 128)$ is less than 10^{-14} ,

$$\sigma = \left| \frac{Y^\dagger S^2 Y}{Y^\dagger Y} - 1 \right| < 10^{-14},$$

for every iteration of the nested conjugate gradient.

After the quark propagators have been computed, we first measure the pion propagator and its time correlation function, and extract the pion mass ($m_\pi a$) and the pion decay constant ($f_\pi a$). With the experimental input $f_\pi = 132$ MeV, we determine the inverse lattice spacing $a^{-1} = 2.20(1)$ GeV. (Our procedure has been described in Ref. [25].)

The bare mass of strange quark is determined by extracting the mass of vector meson from the time correlation function

$$C_V(t) = \frac{1}{3} \sum_{\mu=1}^3 \sum_{\vec{x}} \text{tr} \{ \gamma_\mu (D_c + m_q)_{x,0}^{-1} \gamma_\mu (D_c + m_q)_{0,x}^{-1} \}$$

At $m_q a = 0.06$, $M_V a = 0.4638(32)$, which gives $M_V = 1025(7)$ MeV, in good agreement with the mass of $\phi(1020)$. Thus we take the strange quark bare mass to be $m_s a = 0.06$. Then we have six quark masses smaller than m_s , i.e., $m_q a = 0.03, 0.035, 0.04, 0.045, 0.05, 0.055$. In this paper, we work in the isospin limit $m_u = m_d$.

Next we compute the propagators $\langle (O_i)_{x\alpha} (\bar{O}_j)_{y\delta} \rangle$ with fixed $y = (\vec{0}, 0)$, and their time correlation functions $C_{ij}^\pm(t)$ with \pm parity

$$C_{ij}^\pm(t) = \sum_{\vec{x}} \text{tr} \left[\frac{1 \pm \gamma_4}{2} \langle O_i(\vec{x}, t) \bar{O}_j(\vec{0}, 0) \rangle \right]$$

where the trace sums over the Dirac space. Then the 3×3 correlation matrix $C^\pm(t) = \{C_{ij}^\pm(t)\}$ can be constructed. Now with a judiciously chosen t_0 , we diagonalize the normalized correlation matrix $C^\pm(t_0)^{-1/2} C^\pm(t) C^\pm(t_0)^{-1/2}$ and obtain eigenvalues $\{A_i^\pm(t), i = 1, 2, 3\}$, and from which to extract the masses $\{m_i^\pm, i = 1, 2, 3\}$ of the lowest lying and two excited states for \pm parity respectively. This is the variational method to disentangle the lowest and the excited states, as outlined in Refs. [26, 27]. In general, the normalization of correlation matrix could reduce the errors of the eigenvalues. However, in this case, the relevant quantities (e.g., effective masses, masses) extracted from unnormalized correlation matrix seem to be as good as those of the normalized ones. Thus we restrict to unnormalized $C^\pm(t)$ in the following.

Assuming T (lattice size in time direction) is sufficiently large, then the mass m_i^\pm can be extracted by single exponential fit to $A_i^\pm(t)$, for the range of t in which the effective mass $M_{eff}(t) = \ln[A(t)/A(t+1)]$ attains a plateau, provided that it is a resonance with sufficiently narrow decay width. On the other hand, if it is an unstable particle which can easily fall apart, or decay into two or many particles, then $A(t)$ deviates from pure exponential decay (even at large t), and the effective mass decreases monotonically with respect to time, without any plateaus, thus, one could not extract the mass unambiguously with single exponential fit.

In Fig. 1a, the eigenvalue $A^+(t)$ corresponding to the lowest $J^P = 1/2^+$ state is plotted versus the time slices, for $m_u a = 0.1$, while the corresponding

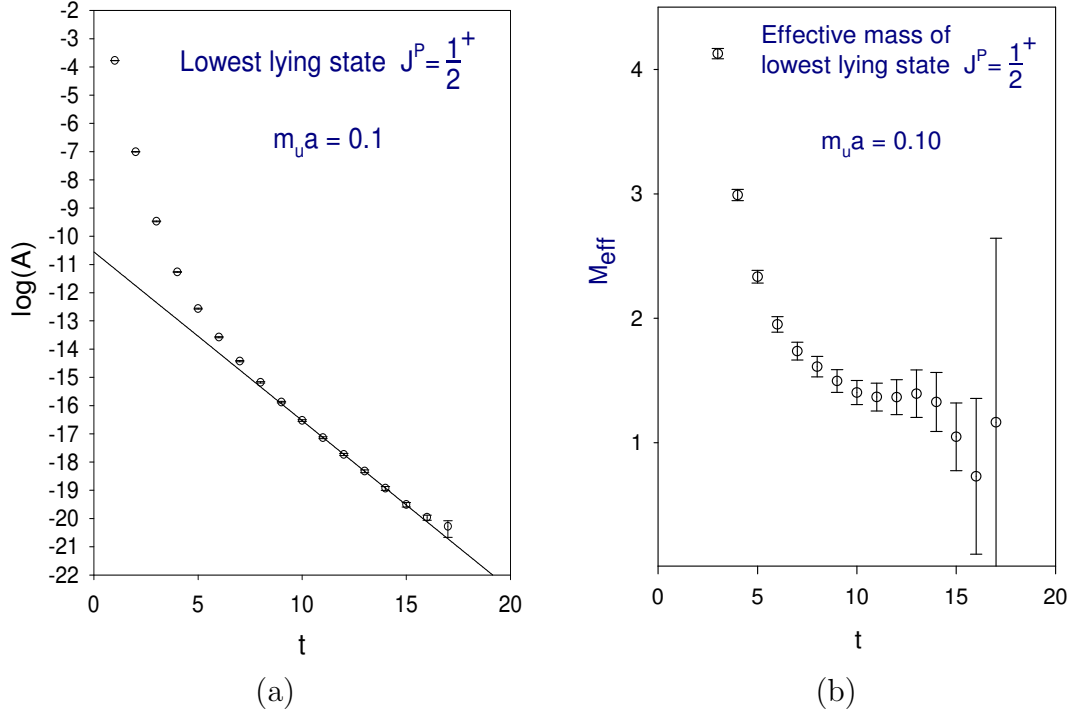


Figure 1: (a) The eigenvalue $A^+(t)$ of the lowest positive parity state, for $m_u a = 0.1$. The solid line is the single exponential fit for $9 \leq t \leq 14$. (b) The effective mass $M_{eff}(t) = \ln[A(t)/A(t+1)]$ of $A^+(t)$ in Fig. 1a.

effective mass is shown in Fig. 1b. Here we have suppressed any data point which has error (jackknife with single elimination) larger than several times of its mean value. Similarly, the eigenvalue $A^-(t)$ corresponding to the lowest $J^P = 1/2^-$ state and its effective mass are plotted in Fig. 2a and Fig. 2b.

First, we observe that the effective mass of the $J^P = 1/2^+$ state in Fig. 1b attains a plateau for $t \in [9, 14]$. Thus the lowest positive parity state behaves like usual resonances seen in quenched lattice QCD, and its mass can be extracted by single exponential fit (Fig. 1a). On the other hand, the effective mass of the $J^P = 1/2^-$ state in Fig. 2b decays monotonically with respect to t (without any plateaus), which reflects the fact that $A^-(t)$ in Fig. 2a deviates from pure exponential decay (even at large t). Although one could still perform single exponential fit say, for $t \in [10, 15]$, the discrepancy at $t > 15$ is evident as shown in Fig. 2a. This implies that the lowest $J^P = 1/2^-$ state may be a very unstable resonance which can decay rapidly into two or many particles. This agrees with the common intuition that the S-wave (with negative parity) of $(udud\bar{s})$ can easily fall apart into K^+n .

In this paper we do not intend to extract the width of the unstable negative parity states, which can be obtained via, e.g., the maximum entropy method

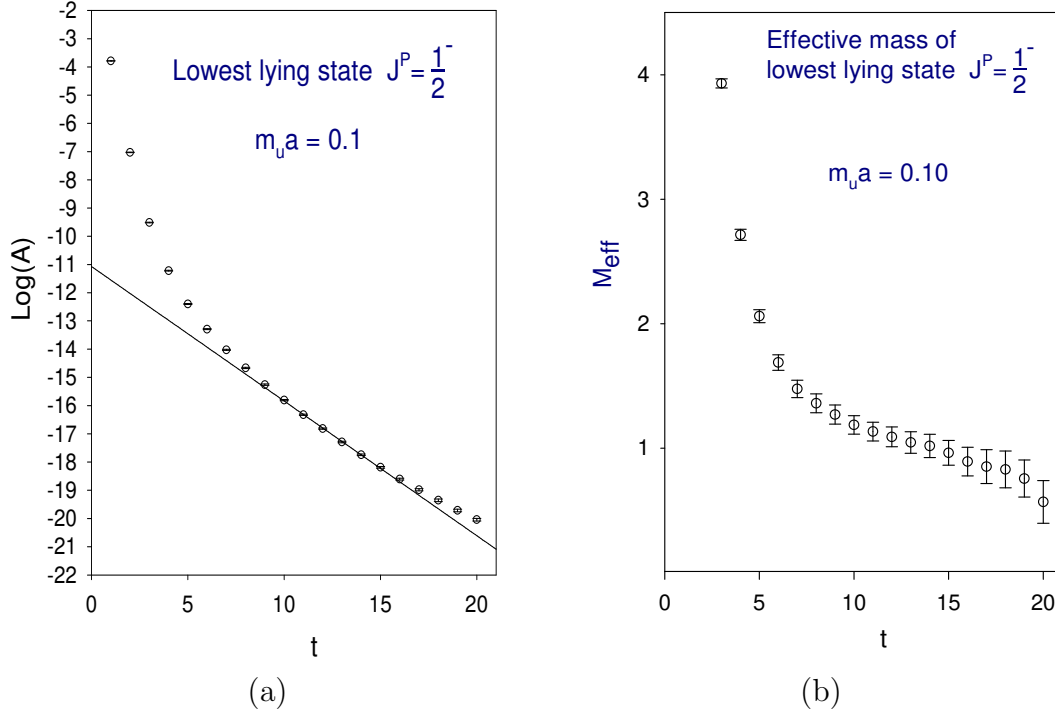


Figure 2: (a) The eigenvalue $A^-(t)$ of the lowest negative parity state, for $m_u a = 0.1$. The solid line is the single exponential fit for $10 \leq t \leq 15$. (b) The effective mass of $A^-(t)$ in Fig. 2a.

[28]. However, we can estimate the lower bound of its decay width, namely, by comparing $A^-(t)$ and $M_{\text{eff}}^-(t)$ with respect to those of the excited state of nucleon $N^*(1535)$ which has decay width $\Gamma \simeq 100 - 200$ MeV. In Figs. 3a and 3b, the time correlation function and the effective mass of the $J^P = 1/2^-$ excited state of the nucleon (with interpolating operator $\epsilon_{abc}[\mathbf{u}_a^T C \gamma_5 \mathbf{d}_b] \mathbf{d}_c$) are plotted versus t . Evidently, the effective mass in Fig. 3b attains a plateau for $t \in [8, 13]$, and its mass can be extracted by single exponential fit (see Fig. 3a), without any noticeable deviations for $t > 13$. This immediately suggests that the lowest negative parity state of $(udud\bar{s})$ is more unstable than $N^*(1535)$, with decay width much larger than 200 MeV.

Note that the features described above for the lowest lying states also hold for the excited states, in particular, the negative parity states all behave like very unstable particles. For example, the $A^-(t)$ (Fig. 4a) and the effective mass (Fig. 4b) of the first excited state with negative parity are similar to those of the lowest lying state (Figs. 2a and 2b). This rules out the possibility that the negative parity channel of $(udud\bar{s})$ could be a candidate for Θ^+ (with width < 15 MeV).

Assuming the mass of a resonance can be estimated by single exponential fit

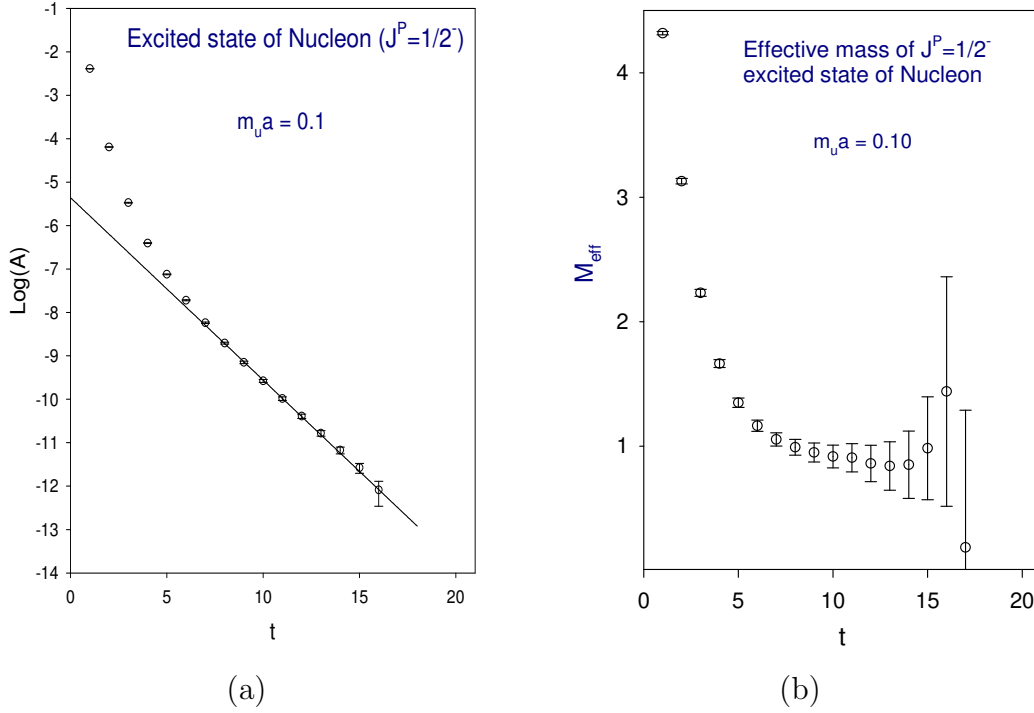


Figure 3: (a) The time correlation function of the $J^P = 1/2^-$ state of the nucleon, for $m_u a = 0.1$. The solid line is the single exponential fit for $8 \leq t \leq 13$. (b) The effective mass of $A(t)$ in Fig. 3a.

to the central region of t where the effective mass attains a quasi-plateau, one can extract the masses of the negative parity states from $\{A^-(t), 10 \leq t \leq 15\}$. This ansatz gives the mass of the lowest lying state as shown in Fig. 5a, where all mass fits have $\chi^2/d.o.f. < 1$. Using the four smallest masses for linear extrapolation to physical pion mass $m_\pi = 135$ MeV, we obtain the mass of the lowest lying $J^P = 1/2^-$ state: $M_{1/2^-} = 1433(57)$ MeV, which is close to $m_K + m_N = 1430$ MeV. This seems to suggest that it may be a weakly bound two particle system, or even the S-wave KN scattering state. Nevertheless, further studies are required to clarify its nature.

Finally we turn to the positive parity states of $(udud\bar{s})$. In Fig. 5b, the masses of the lowest lying and the first excited state are plotted versus $(m_\pi a)^2$. All masses are obtained by single exponential fit for $t \in [8, 13]$ (the lowest lying ones), and $t \in [7, 10]$ (the first excited ones), where the effective mass attains a plateau. Using the four smallest masses (i.e., with $m_u a = 0.03, 0.035, 0.04, 0.045$) for linear extrapolation to $m_\pi = 135$ MeV, we obtain the mass of the lowest lying $J^P = 1/2^+$ state: $M_{1/2^+} = 1583(121)$ MeV, in agreement with the mass of $\Theta^+(1540)$. Now, whether one can identify this state with $\Theta^+(1540)$ depends on whether its decay width could turn out to be

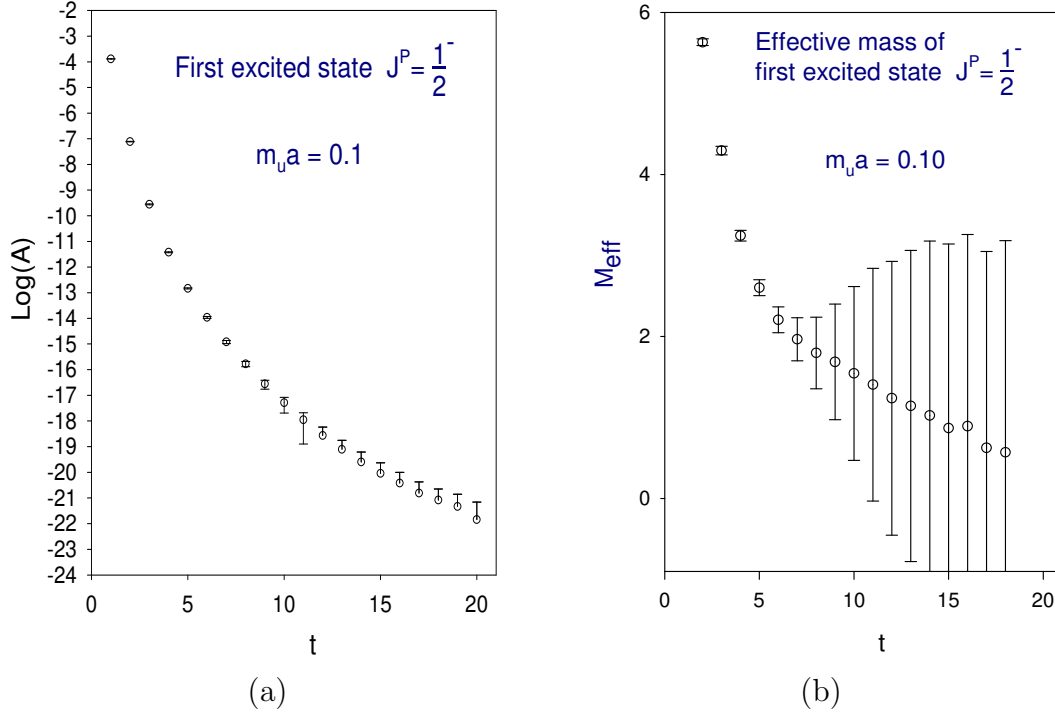


Figure 4: (a) The $A^-(t)$ of the first excited state with negative parity, for $m_u a = 0.1$. Note that the error becomes very large for $t > 10$. (b) The effective mass of $A^-(t)$ in Fig. 4a.

as small as 20 MeV. In any case, one could not rule out the possibility that there exists a resonance around 1540 MeV with $J^P = 1/2^+$.

To summarize, we compute the 3×3 correlation matrix of 3 different interpolating operators for pentaquark baryon ($ududs$) in quenched lattice QCD with exact chiral symmetry, and obtain the eigenvalues $\{A_i^\pm(t), i = 1, 2, 3\}$ for \pm parity respectively. For negative parity states, $A^-(t)$ deviates from pure exponential decay even at large t , which implies that it cannot be a resonance with narrow decay width, thus is ruled out as a candidate of $\Theta^+(1540)$. For $J^P = 1/2^+$ states, $A^+(t)$ behaves like usual resonances seen in quenched lattice QCD, thus its mass can be extracted by single exponential fit. After chiral extrapolation to the physical pion mass limit, the mass of the lowest lying $J^P = 1/2^+$ state is determined to be 1583 ± 121 MeV, in agreement with the mass of $\Theta^+(1540)$. The remaining challenge is to determine its decay width, in which the incorporation of dynamical quarks seems to be crucial.

Appendix

In this appendix, we present the results obtained with the diquark-diquark-antiquark operator O_3 alone, as the revision of our previous results in hep-

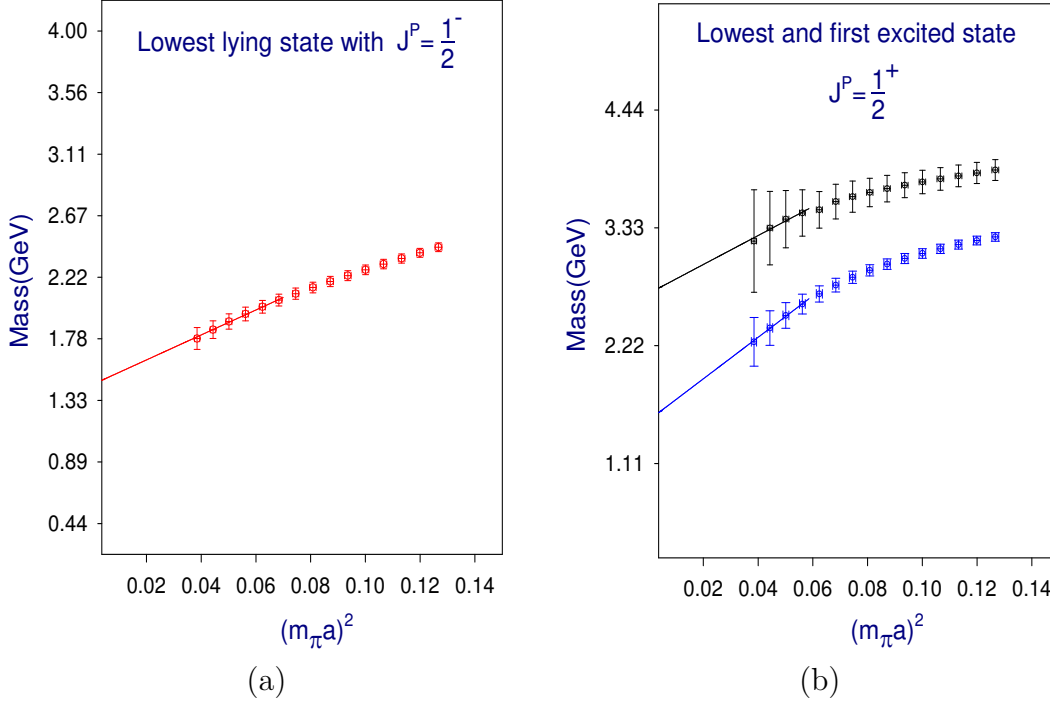


Figure 5: (a) The masses of the lowest $J^P = 1/2^-$ state. The solid line is the linear fit using four smallest masses. (b) The masses of the lowest and the first excited state with $J^P = 1/2^+$. The solid lines are linear fits using four smallest masses.

ph/0403020v1.

In Fig. 6a, we plot the time correlation function $A^+(t)$ for $J^P = 1/2^+$ state with $m_u a = 0.1$, while the corresponding effective mass is shown in Fig. 6b. Similarly, the time correlation function $A^-(t)$ for $J^P = 1/2^-$ state and its effective mass are plotted in Fig. 7a and Fig. 7b respectively.

Obviously, from its monotonically decreasing effective mass (Fig. 7b), the $J^P = 1/2^-$ state does not constitute a resonance with narrow decay width like Θ^+ , thus is ruled out as a candidate of Θ^+ . On the other hand, the $J^P = 1/2^+$ state behaves just like usual resonances encountered in quenched lattice QCD, thus, one would expect that the $J^P = 1/2^+$ state might emerge as a resonance in experiment, even if its width might turn out to be much larger than that of Θ^+ .

Regardless of the unstable nature of the negative parity state, one could still perform single exponential fit for $t \in [10, 15]$ (all mass fits are good, with $\chi^2/d.o.f. < 1$), and extract its mass as shown in Fig. 8, along with the mass of the positive parity state which is obtained by single exponential fit for the plateau $t \in [8, 13]$. Using the smallest four masses for chiral (linear) extrap-

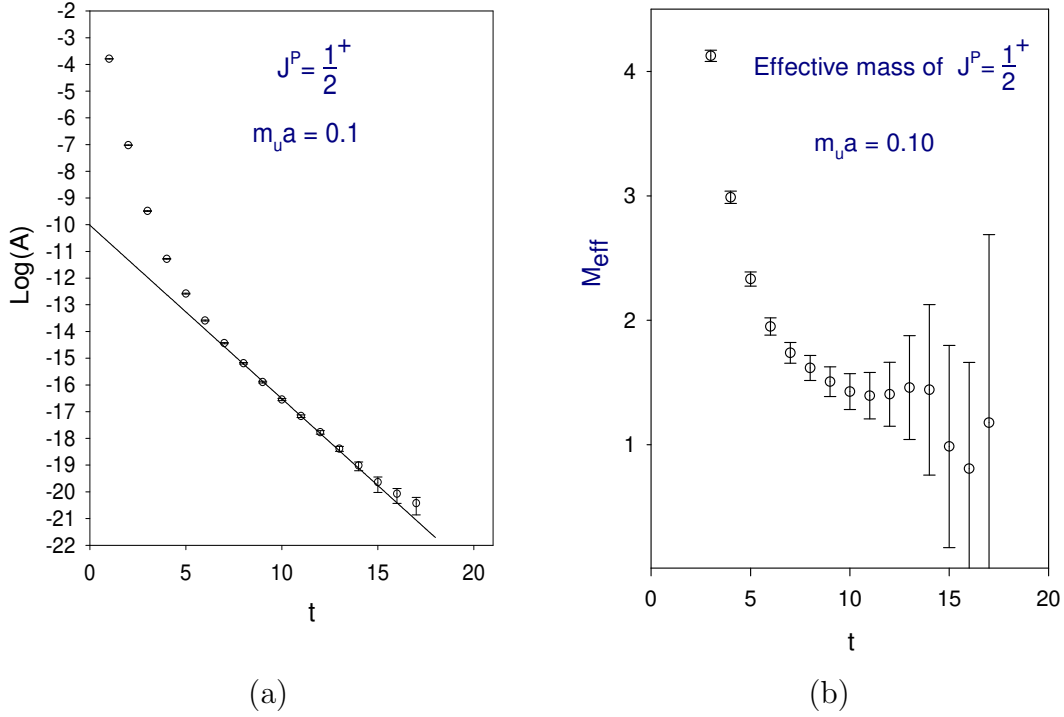


Figure 6: (a) The time correlation function of the $J^P = 1/2^+$ state of O_3 , for $m_u a = 0.1$. The solid line is the single exponential fit for $9 \leq t \leq 14$. (b) The effective mass of $A^+(t)$ in Fig. 6a.

olation to physical pion mass $m_\pi = 135$ MeV, we obtain $m_{1/2^+} = 1628(127)$ MeV, and $m_{1/2^-} = 1432(94)$ MeV.

Comparing to the lowest masses ($M_{1/2^+} = 1583(121)$ MeV and $M_{1/2^-} = 1433(57)$ in Fig. 5) resulting from diagonalization of the 3×3 correlation matrix of O_1 , O_2 , and O_3 , we see that the variation method actually works, which projects out the contributions of the excited states, and gives a lower mass for the lowest $J^P = 1/2^+$ state.

Now the level ordering of positive and negative parity states in Fig. 8 agrees with that in Refs. [11, 13, 16, 17]. However, the $J^P = 1/2^-$ state is unstable with large decay width, or might even be a KN two particle state [11], thus is ruled out as a candidate of Θ^+ .

Acknowledgement

This work was supported in part by the National Science Council, ROC, under the grant number NSC92-2112-M002-023, and by NCHC.

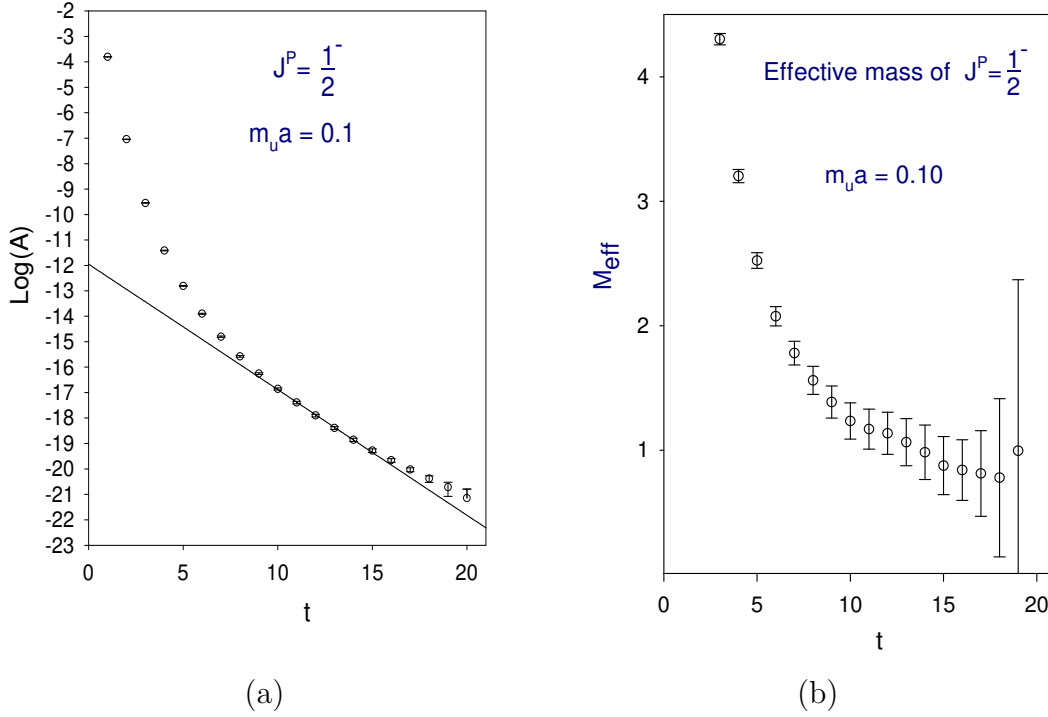


Figure 7: (a) The time correlation function $A^-(t)$ of the $J^P = 1/2^+$ state, for $m_u a = 0.1$. The solid line is the single exponential fit for $10 \leq t \leq 15$. (b) The effective mass of $A^-(t)$ in Fig. 7a.

References

- [1] T. Nakano *et al.* [LEPS Collaboration], Phys. Rev. Lett. **91**, 012002 (2003)
- [2] V. V. Barmin *et al.* [DIANA Collaboration], Phys. Atom. Nucl. **66**, 1715 (2003) [Yad. Fiz. **66**, 1763 (2003)]
- [3] S. Stepanyan *et al.* [CLAS Collaboration], Phys. Rev. Lett. **91**, 252001 (2003)
- [4] J. Barth *et al.* [SAPHIR Collaboration], Phys. Lett. B **572**, 127-132 (2003)
- [5] A. E. Asratyan, A. G. Dolgolenko and M. A. Kubantsev, hep-ex/0309042.
- [6] V. Kubarovsky *et al.* [CLAS Collaboration], Phys. Rev. Lett. **92**, 032001 (2004); Erratum-ibid. **92**, 049902 (2004)
- [7] A. Airapetian *et al.* [HERMES Collaboration], hep-ex/0312044.
- [8] A. Aleev *et al.* [SVD Collaboration], hep-ex/0401024.

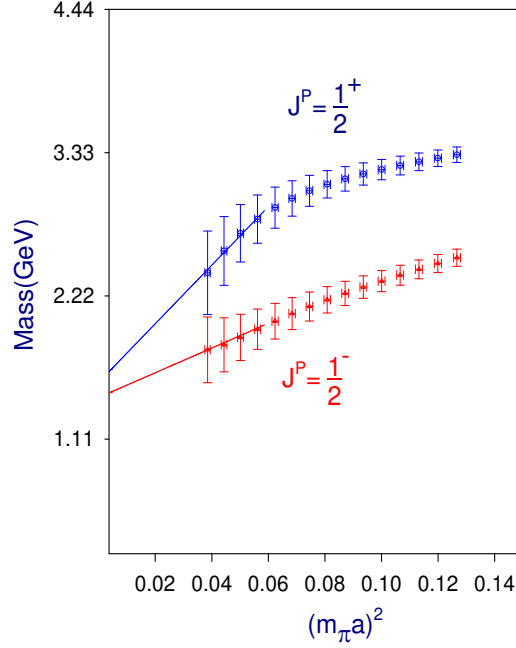


Figure 8: The masses of $J^P = 1/2^+$ and $J^P = 1/2^-$ states extracted from the time correlation function of the diquark-diquark-antiquark operator O_3 . The solid lines are linear fits using the four smallest masses.

- [9] D. Diakonov, V. Petrov and M. V. Polyakov, Z. Phys. A **359**, 305 (1997).
- [10] A. V. Manohar, Nucl. Phys. **B248**, 19 (1984); M. Chemtob, Nucl. Phys. B **256** (1985) 600. M. Praszalowicz, in *Skymions and Anomalies*, M. Jezabek and M. Praszalowicz, eds., World Scientific (1987), p. 112.
- [11] N. Mathur *et al.*, hep-ph/0406196.
- [12] S. L. Zhu, Phys. Rev. Lett. **91**, 232002 (2003)
- [13] F. Csikor, Z. Fodor, S. D. Katz and T. G. Kovacs, JHEP **0311**, 070 (2003)
- [14] R. L. Jaffe and F. Wilczek, Phys. Rev. Lett. **91**, 232003 (2003)
- [15] J. Sugiyama, T. Doi and M. Oka, Phys. Lett. B **581**, 167 (2004)
- [16] S. Sasaki, hep-lat/0310014.
- [17] N. Ishii, T. Doi, H. Iida, M. Oka, F. Okiharu and H. Suganuma, hep-lat/0408030.
- [18] M. Karliner and H. J. Lipkin, Phys. Lett. B **575**, 249 (2003)

- [19] F. Stancu and D. O. Riska, Phys. Lett. B **575**, 242 (2003)
- [20] R. L. Jaffe, Phys. Rev. **D15**, 267 (1977); Phys. Rev. **D15**, 281 (1977).
- [21] T. W. Chiu, Phys. Rev. Lett. **90**, 071601 (2003); Phys. Lett. B **552**, 97 (2003); hep-lat/0303008, Nucl. Phys. Proc. Suppl. **129**, 135 (2004).
- [22] T. W. Chiu, Phys. Rev. D **60**, 034503 (1999); T. W. Chiu and S. V. Zenkin, Phys. Rev. D **59**, 074501 (1999)
- [23] H. Neuberger, Phys. Rev. Lett. **81**, 4060 (1998); Phys. Lett. B **417**, 141 (1998)
- [24] H. Neuberger, Int. J. Mod. Phys. C **10**, 1051 (1999); T. W. Chiu and T. H. Hsieh, Phys. Rev. E **68**, 066704 (2003)
- [25] T. W. Chiu and T. H. Hsieh, Nucl. Phys. B **673**, 217 (2003); Phys. Rev. D **66**, 014506 (2002)
- [26] C. Michael, Nucl. Phys. B **259**, 58 (1985).
- [27] M. Luscher and U. Wolff, Nucl. Phys. B **339**, 222 (1990).
- [28] M. Asakawa, T. Hatsuda and Y. Nakahara, Prog. Part. Nucl. Phys. **46**, 459 (2001)