

# The Majorana neutrino masses, neutrinoless double beta decay and nuclear matrix elements

S.M. Bilenky<sup>a 1</sup>, A. M. Faessler<sup>b</sup>, F. Šimkovic<sup>b 2</sup>

<sup>a</sup>SISSA, via Beirut 2-4, Trieste, 34014, Italy

<sup>b</sup>Institut für Theoretische Physik, Universität Tübingen, Auf der Morgenstelle 14,  
D-72076 Tübingen, Germany

---

## Abstract

The effective Majorana neutrino mass is evaluated by using the latest results of neutrino oscillation experiments. The problems of the neutrino mass spectrum, absolute mass scale of neutrinos and the effect of CP phases are addressed. A connection to the next generation of the neutrinoless double beta decay ( $0\nu\beta\beta$ -decay) experiments is discussed. The calculations are performed for  $^{76}\text{Ge}$ ,  $^{100}\text{Mo}$ ,  $^{136}\text{Xe}$  and  $^{130}\text{Te}$  by using the advantage of recently evaluated nuclear matrix elements with significantly reduced theoretical uncertainty. An importance of observation of the  $0\nu\beta\beta$ -decay of several nuclei is stressed.

PACS: 14.60.Pq; 14.60.Lm; 23.40.Hc; 21.60.Jz; 27.50.+e; 27.60.+j

Keywords: Neutrino mass; Neutrino mixing; Neutrinoless double beta decay; Nuclear matrix element

---

## 1 Introduction

Strong evidence in favor of neutrino oscillations and small neutrino masses were obtained in the Super-Kamiokande [1], SNO [2], KamLAND [3] and other atmospheric

---

<sup>1</sup> On leave of absence from the Joint Institute for Nuclear Research, 141980 Dubna (Moscow Region), Russia

<sup>2</sup> On leave of absence from Department of Nuclear Physics, Comenius University, Mlynska dolina F1, SK-842 15 Bratislava, Slovakia

spheric [4,5] and solar [6{9] neutrino experiments. The data of all these experiments are perfectly described by the three-neutrino mixing<sup>3</sup>

$$\nu_L = \sum_{i=1}^3 U_{li} \nu_i; \quad l = e, \mu, \tau; \quad (1)$$

where  $\nu_i$  is the field of neutrino with mass  $m_i$  and  $U_{li}$  are the elements of the Pontecorvo-Maki-Nakagawa-Sakata (PMNS) unitary neutrino matrix [12]. From the global analysis of the solar and KamLAND data [13] and Super-Kamiokande atmospheric data [1] the following best-fit values of the two independent neutrino mass-squared differences were obtained

$$m_{sol}^2 = 7.1 \cdot 10^{-5} \text{ eV}^2; \quad m_{atm}^2 = 2.0 \cdot 10^{-3} \text{ eV}^2; \quad (2)$$

The observation of neutrino oscillations means that the flavor lepton numbers  $L_e, L_\mu$  and  $L_\tau$  are not conserved by the neutrino mass term. If the total lepton number  $L = L_e + L_\mu + L_\tau$  is conserved, neutrinos with definite masses  $\nu_i$  are Dirac particles. If there are no conserved lepton numbers,  $\nu_i$  are Majorana particles. The problem of the nature of massive neutrinos (Dirac or Majorana?) is one of the most fundamental one. The solution of this problem will have very important impact on the understanding of the origin of neutrino masses and mixing.

The investigation of the flavor neutrino oscillations  $\nu_\mu \rightarrow \nu_e$  does not allow to reveal the nature of massive neutrinos  $\nu_i$  [14,15]. This is possible only via the investigation of the processes in which the total lepton number  $L$  is not conserved. The neutrinoless double  $\beta$ -decay [16{20],

$$(A; Z) \rightarrow (A; Z + 2) + e^- + e^- \quad (3)$$

is the most sensitive process to the violation of the total lepton number and sm all Majorana neutrino masses.

<sup>3</sup> There exist at present indications in favor of  $\nu_\mu \rightarrow \nu_e$  transitions, obtained in the accelerator LSND experiment [10]. The LSND data can be explained by neutrino oscillations with  $m_{LSND}^2 \sim 1 \text{ eV}^2$ . The result of the LSND experiment will be checked by the MiniBooNE experiment at Fermilab [11].

By assuming the dominance of the light neutrino mixing mechanism<sup>4</sup> the inverse value of the  $0^-$ -decay half-life for a given isotope  $(A, Z)$  is given by [16]{20}

$$\frac{1}{T_{1=2}^0(A; Z)} = \ln \int \mathcal{M}^0(A; Z) \int g_A^4 G_{01}^0(E_0; Z) : \quad (4)$$

Here,  $G^0(E_0; Z)$ ,  $g_A$  and  $\mathcal{M}^0(A; Z)$  are, respectively, the known phase-space factor ( $E_0$  is the energy release), the effective axial-vector coupling constant and the nuclear matrix element, which depends on the nuclear structure of the particular isotope under study. The main aim of the experiments on the search for  $0^-$ -decay is the measurement of the effective Majorana neutrino mass.

Under the assumption of the mixing of three massive Majorana neutrinos the effective Majorana neutrino mass takes the form

$$m = U_{e1}^2 m_1 + U_{e2}^2 m_2 + U_{e3}^2 m_3 : \quad (5)$$

The predictions for  $m$  can be obtained by using the present data on the oscillation parameters. Its value depends strongly on the type of neutrino mass spectrum and minimal neutrino mass [25]{28}.

The  $0^-$ -decay has not been seen experimentally till now. The best result have been achieved in the Heidelberg(Moscow (HM))  $^{76}\text{Ge}$  experiment [29] ( $T_{1=2}^0 = 1.9 \cdot 10^{25}$  years). By assuming the  $0^-$ -decay matrix element of Ref. [30] and the result of the HM experiment [29] we end up with upper limit on the effective Majorana mass  $\ln \int \leq 0.55 \text{ eV}$ . Recently, some authors of the HM collaboration have claimed the experimental observation of the  $0^-$ -decay of  $^{76}\text{Ge}$  with half-life time  $T_{1=2}^0 = (0.8 \pm 18.3) \cdot 10^5$  years (best-fit value of  $1.5 \cdot 10^{25}$  years) [31]<sup>5</sup>. This work has attracted a lot of attention of both experimentalists and theoreticians due to important consequences for particle physics and astrophysics [33]. Several researchers of the  $0^-$ -decay community re-examined and criticized the paper, suggesting a definitely weaker statistical significance of the peak [34]{36}. In any case the disproof or the confirmation of the claim will come from future experiments. A good candidate for a cross-check of the claimed evidence of the  $0^-$ -decay of

<sup>4</sup> Note that, there are many other  $0^-$ -decay mechanisms triggered by exchange of heavy neutrinos, neutralinos, gluinos, leptoquarks etc. [16, 17, 21]{23}. However, the observation of the  $0^-$ -decay would mean that neutrinos are massive Majorana particles irrespective what is the mechanism of this process [24].

<sup>5</sup> Note that, the Moscow participants of the HM collaboration performed a separate analysis of the data and presented the results at NANP 2003 (Dubna, June 24, 2003) [32]. They found no indication in favor of the evidence of the  $0^-$ -decay.

$^{76}\text{Ge}$  is the Cuoricino/CUORE experiment [37] in which  $0^-$ -decay of  $^{130}\text{Te}$  is investigated.

There are many other ambitious projects in preparation, in particular CAMBO, CUORE, COBRA, EXO, GEM, GENIUS, MAJORANA, MOON, XMASS etc [20,37{39]. In the next generation  $0^-$ -decay detectors a few tons of the radioactive  $0^-$ -decay material will be used. This is a very big improvement as the current experiments use only few tens of kg's for the source. The future double beta decay experiments stand to uncover the fundamental nature of neutrinos (Dirac or Majorana), probe their mass pattern, and perhaps determine the absolute neutrino mass scale and look for possible CP violation.

The uncertainty in  $m$  is an important issue. The precision of the oscillation parameters is expected to be significantly improved in the future neutrino experiments at the JPARC facility [40] in new reactor neutrino experiments [41] in  $o$ -axis neutrino experiments [42] in the  $\beta$ -beam experiments [43] and Neutrino Factory experiments [44]. The primary concern are the nuclear matrix elements. Clearly, the accuracy of the determination of the effective Majorana mass from the measured  $0^-$ -decay half-life is mainly determined by our knowledge of the nuclear matrix elements. Reliable nuclear matrix elements are required as they guide future choices of isotopes for the  $0^-$ -decay experiments.

In this article the problem of the uncertainty of the  $0^-$ -decay matrix elements will be addressed. A further development in the calculation of the  $0^-$ -decay ground state transitions will be indicated. By using the latest values of the neutrino oscillation parameters the possible values of the effective Majorana mass  $m_{\beta\beta}$  will be calculated. By using the nuclear matrix elements of Ref. [30] with reduced theoretical uncertainty, the perspectives of the proposed  $0^-$ -decay experiments (CUORE, GEM, GENIUS, Majorana, MOON, EXO and XMASS) in discerning the normal, inverted and almost degenerate neutrino mass spectra will be studied.

The paper is organized as follows: In Section 2 the problem of the calculation of the  $0^-$ -decay matrix elements will be discussed. The sensitivity of future  $0^-$ -decay experiments to the lepton number violating parameter  $m$  will be established. In Section 3 the effective Majorana neutrino mass  $m$  will be calculated by using the data of neutrino oscillation experiments and assumptions about character of neutrino mass spectrum. Conclusions on the discovery potential of planned  $0^-$ -decay experiments will be drawn. In Section 3 we present the summary and our final conclusions.

## 2 Uncertainties of the $0^-$ -decay nuclear matrix elements

The reliable value (limit) for the fundamental particle physics quantity  $m_\nu$  can be inferred from experimental data only if the nuclear matrix elements governing the  $0^-$ -decay are calculated correctly, i.e., the mechanism of nuclear transitions is well understood [17,18].

The nuclear matrix element  $M^0(A;Z)$  is given as a sum of Fermi, Gamow-Teller, and tensor contributions:

$$M^0(A;Z) = \frac{M_F^0(A;Z)}{g_A^2} + M_{GT}^0(A;Z) + M_T^0(A;Z): \quad (6)$$

The explicit form of the particular matrix elements  $M_F^0$ ,  $M_{GT}^0$  and  $M_T^0$  can be found in Ref. [45]. In this work in comparison to the most of  $0^-$ -decay studies [46-51] the higher order terms of the nucleon current were taken into account. Their contributions result in suppression of the nuclear matrix element  $M^0$  by about 30 % for all nuclei. The weak axial coupling constant  $g_A$ , which reduces the  $M_F^0$  contribution to the  $0^-$ -decay matrix element, is one of sources of the uncertainty in the determination of  $M^0$ . Usually, it is fixed at  $g_A = 1.25$  but a quenched value  $g_A = 1.0$  is also considered. The estimated uncertainty of  $M^0$  due to  $g_A$  is of the order of 20 % [45].

The evaluation of the nuclear matrix element  $M^0$  is a complex task. The reasons are:

- i) The nuclear systems which can undergo double beta decay are medium and heavy open-shell nuclei with a complicated nuclear structure. One is forced to introduce many-body approximations in solving this problem.
- ii) The construction of the complete set of the states of the intermediate nucleus is needed as the  $0^-$ -decay is a second order in the weak interaction process.
- iii) The confidence level of the nuclear structure parameter choice have to be determined. There are many parameters entering the calculation of nuclear matrix elements, in particular the mean field parameters, pairing interactions, particle-particle and particle-hole strengths, the size of the model space, nuclear deformations etc. It is required to fix them by a study of associated nuclear processes like single and  $2^-$ -decay, ordinary muon capture and others. This procedure allows to assign the level of significance to the calculated  $0^-$ -decay matrix elements.

The nuclear wave functions can be tested, e.g., by calculating the two neutrino

double beta decay ( $2^-$ -decay)

$$(A; Z) \rightarrow (A; Z + 2) + 2e^- + 2\bar{\nu}_e; \quad (7)$$

for which we have experimental data. The  $2^-$ -decay has been directly observed so far in ten nuclides and into one excited state [52]. The inverse half-life of the  $2^-$ -decay can be expressed as a product of an accurately known phase-space factor  $G_{01}^2(E_0; Z)$  and the Gamow-Teller transition matrix element  $M_{GT}^2(A; Z)$ , which is a quantity of the second order in the perturbation theory:

$$\frac{1}{T_{1=2}^2(A; Z)} = M_{GT}^2(A; Z) g_A^4 G_{01}^2(E_0; Z); \quad (8)$$

The contribution from two successive Fermi transitions is safely neglected as they come from isospin mixing effect. A  $sg_{01}^2(E_0; Z)$  is free of unknown parameters, the absolute value of the nuclear matrix element  $M_{GT}^{2\text{exp}}(A; Z; g_A)$  can be extracted from the measured  $2^-$ -decay half-life for a given  $g_A$ .

There are two well established approaches for the calculation of the double beta decay nuclear matrix elements, namely the shell model [51] and the Quasiparticle Random Phase Approximation (QRPA) [17, 18]. The two methods differ in the size of model spaces and the way the ground state correlations are taken into account. The shell model describes only a small energy window of the lowest states of the intermediate nucleus, but in a precise way. The significant truncation of the model space does not allow to take into account the strength from the region of the Gamow-Teller resonance, which might play an important role. Due to a finite model space one is forced to introduce effective operators, a procedure which is not well under control yet [53]. During the period of the last eight years no progress in the shell model calculation of the double beta decay transitions were acknowledged.

The QRPA plays a prominent role in the analysis, which is inaccessible to shell model calculations. It is the most commonly used method for calculation of double beta decay rates [17, 18, 46-50]. The question is how accurate is it? For a long period it was considered that predictive power of the QRPA approach is limited because of the large variation of the relevant matrix elements in the physical window of particle-particle strength of nuclear Hamiltonian. Many new extensions of the standard proton-neutron QRPA (pn-QRPA), based on the quasiboson approximations, were proposed:

i) The renormalized proton-neutron QRPA (pn-RQRPA) [54, 55]. By implementing the Pauli exclusion principle (PEP) in an approximate way in the pn-QRPA, one gets pn-RQRPA, which avoids collapse within a physical range of the particle-

particle force and offers a more stable solution. The price paid for it is a small violation of the Ikeda sum rule (ISR) which seems to have only small impact on the calculation of the double beta decay matrix elements. The studies performed within the schematic proton-neutron Lipkin model [56] and realistic calculations of  $M_{GT}^2$  [17] proved that the QRPA is more reliable method than the pn-QRPA.

ii) The QRPA with proton-neutron pairing [57] and the full QRPA [49, 55]. The modification of the quasiparticle mean field due to proton-neutron (pn) pairing interaction affects the single and the transitions. There are some open questions concerning fixing of the strength of the proton-neutron pairing. Recently, it was confirmed within the deformed BCS approach that for nuclei with  $N$  much bigger than  $Z$  the effect of proton-neutron pairing is small but not negligible [58]. There is a possibility to consider simultaneously both the pn pairing and the PEP within the QRPA theory. This version of the QRPA is denoted as the full QRPA [55] in the literature.

iii) The proton-neutron self-consistent QRPA (pn-SRQRPA) [59]. The pn-SRQRPA goes a step further beyond the pn-QRPA by at the same time minimizing the energy and fixing the number of particles in the correlated ground state instead of the uncorrelated BCS one as is done in other versions of the QRPA. However, a large effect found in the  $\beta$ -transitions with realistic NN-interaction [59] is apparently associated with consideration of bare pairing forces, not tied to the atomic mass differences, within a complicated numerical procedure [60].

iv) The deformed QRPA. Almost all current  $\beta$ -decay calculations for nuclei of experimental interest were performed by assuming spherical symmetry. Recently, an effect of deformation on the  $2^-$ -decay matrix elements were studied within the deformed QRPA. A new suppression mechanism of the  $2^-$ -decay matrix elements based on the difference in deformations of the initial and final nuclei were found [61]. It is expected that this effect might be important also for the  $0^-$ -decay transitions.

The QRPA many-body approach for description of nuclear transitions is under continuous development. In particular, it has been found feasible to include non-linear terms in the phonon operator [62]. Another modification of the QRPA phonon operator, which allows to fulfill the ISR exactly, were proposed in Ref. [63]. Thus, a further progress in the QRPA calculation of the  $\beta$ -decay matrix elements is expected.

To estimate the uncertainty of the  $0^-$ -decay transition probability, different groups performed calculations in the framework of different methods (pn-QRPA, pn-RQRPA, pn-SRQRPA, FRQRPA, QRPA with pn pairing and deformed QRPA), different model spaces and different realistic forces. One might obtain in this way an uncertainty by a factor 2 to 3, depending especially on the

method and the size of the model space. However, a significant progress has been achieved in the calculation of the  $0^-$ -decay matrix elements [30] recently. It was shown that by fixing the strength of the particle-particle interaction, so that the measured  $2^-$ -decay half-life is correctly reproduced, the resulting  $M^{0^-}$  become essentially independent on the considered NN-potential, size of the basis and the restoration of the PEP. The uncertainty of the obtained results for  $A = 76, 100, 130$  and  $136$  nuclei has been found less than 10 %. This is an exciting development. It is desired to extend this type of study also to other nuclei and other extensions of the QRPA approach. In this way a correct understanding of the uncertainty of the  $0^-$ -decay matrix elements evaluated within the QRPA theory can be established.

The small spread of the  $0^-$ -decay results obtained within the procedure of Ref. [30] can be qualitatively understood. It seems that there is an advantage to consider the ratio of the  $2^-$ -decay and  $0^-$ -decay matrix elements for a given isotope,

$$R^{2^-=0^-}(A;Z) = \frac{M_{GT}^{2^-}(A;Z)}{M^{0^-}(A;Z)} \quad (9)$$

as in this quantity the dependence on the some nuclear structure degrees of freedom is suppressed. By assuming

$$M_{GT}^{2^-}(A;Z) = M_{GT}^{2^- \text{exp}}(A;Z;g_A) \quad (10)$$

the absolute value of the  $0^-$ -decay matrix element can be inferred. We note that in comparison with  $M_{GT}^{2^-}$ , which is evaluated within a nuclear model, the value of  $M_{GT}^{2^- \text{exp}}$ , which is determined from the  $2^-$ -decay half-life, depends on  $g_A$ . The  $2^-$ -decay plays a crucial role in obtaining  $0^-$ -decay matrix elements with a reduced uncertainty [30].

From the experimental upper limit on the  $0^-$ -decay half-life  $T_{1=2}^{0^- \text{exp}}(A;Z)$  it is straightforward to find a constraint on the effective Majorana neutrino mass [30]:

$$| \sum_j G_{01}^0(E_0;Z) T_{1=2}^{0^- \text{exp}}(A;Z) |^{1/2} \leq \frac{1}{g_A^2 M^{0^-}(A;Z)} \quad (11)$$

In this work we consider the QRPA  $0^-$ -decay matrix elements of Ref. [30], which were determined with help of the average values of the measured  $2^-$ -decay half-lives. They are given in the Table 1 of Ref. [20]. In the case of  $^{136}\text{Xe}$  for which the  $2^-$ -decay has been not observed yet, the current lower limit



on the half-life is considered as a reference. For the  $^{130}\text{Te}$  isotope we took into account recent measurement of the  $2^-$ -decay half life of  $^{130}\text{Te}$  by the CUORE collaboration:  $T_{1=2}^{0^- \text{exp}} = (6.1 \pm 1.4 \text{ (stat)} + 2.9 \pm 3.5 \text{ (sys)}) 10^0 \text{ years}$  [65]. This value is by about a factor 3 smaller than the previously considered average value given in Ref. [20]. However, this has only a small impact on the calculated  $0^-$ -decay matrix element, which increases by about 20 %.

In Table 1 we present both the  $0^-$ -decay [30] and the  $2^-$ -decay matrix elements, ratio  $R^{2=0}(A;Z)$ , the average and measured  $2^-$ -decay half-lives, the current experimental limits on the  $0^-$ -decay half-life and the half-lifetimes of the  $0^-$ -decay, which are expected in future experiments after 5 years of data taking [20]. By glancing at the Table 1 we see that the values of  $R^{2=0}$  for various nuclei differ significantly each from other. This is connected with the fact that the  $2^-$ -decay matrix element is sensitive to the energy distribution of the strengths via the energy denominator. The largest value is associated with  $A = 100$  system for which the ground state of the intermediate nucleus is the  $1^+$  state.

The current upper limits on the effective Majorana neutrino mass and expected sensitivities of running and planned experiments to this parameter for  $A = 76, 100, 130$  and  $136$  are listed in Table 1. We see that the Heidelberg-Moscov experiment [29] offers the most restrictive limit  $m_{\beta\beta} < 0.55 \text{ eV}$ . In future the sensitivity to  $m_{\beta\beta}$  might be increased by about one order of magnitude (see Table 1).

If the  $0^-$ -decay will be observed, the question of the reliability of the deduced value on  $m_{\beta\beta}$  will be a subject of great importance. This problem can be solved by observation of the  $0^-$ -decay of several nuclei. Any uncertainty on the nuclear matrix element reflects directly on measurement of  $m_{\beta\beta}$ . The spread of the  $m_{\beta\beta}$  values associated with different nuclei will allow to conclude about the accuracy of the calculated  $0^-$ -decay matrix elements. Another scenario was proposed in Ref. [64]. It was suggested to study the ratios of  $0^-$ -decay matrix elements of different nuclei deduced from the corresponding half-lives. Unfortunately, in this way the uncertainty of the absolute value of the  $0^-$ -decay matrix elements can not be established. The first results obtained within the recently improved QRPA procedure for calculating nuclear matrix element [30] are encouraging and suggest that their uncertainty for a given isotope is of the order of tenths of percents. It comes without saying that it has to be confirmed by further theoretical analysis.

### 3 The effective Majorana neutrino mass and neutrino oscillation data

The effective Majorana mass is determined by the absolute values of neutrino masses  $m_i$  and elements of the first row of neutrino mixing matrix  $U_{ei}$  ( $i = 1, 2, 3$ ). Taking into account existing neutrino oscillation data we will discuss now a possible value of  $m_{ee}$ .

In the Majorana case all elements  $U_{ek}$  are complex quantities

$$U_{ek} = |U_{ek}| e^{i\phi_k}; \quad (12)$$

where  $\phi_k$  is the Majorana CP phase. If CP-invariance in the lepton sector holds, we have

$$U_{ek} = U_{ek}^* \quad (13)$$

where  $\phi_k = \pi$  ( $\phi_k = 0$ ) is the CP-parity of neutrino with definite mass. Thus, in the case of the CP-invariance we have

$$|U_{ek}|^2 = |U_{ek}|^2 \quad (14)$$

Neutrino oscillation data are compatible with two types of neutrino mass spectra<sup>6</sup>:

- (1) "Normal" mass spectrum  $m_1 < m_2 < m_3$

$$m_{21}^2 < m_{sol}^2; \quad m_{32}^2 < m_{atm}^2;$$

- (2) "Inverted" mass spectrum  $m_3 < m_1 < m_2$

$$m_{21}^2 < m_{sol}^2; \quad m_{31}^2 < m_{atm}^2;$$

For neutrino masses in the case of the normal spectrum we have

$$m_2^2 < m_1^2 + m_{sol}^2; \quad m_3^2 < m_1^2 + m_{atm}^2; \quad (15)$$

where we took into account that  $m_{sol}^2 < m_{atm}^2$ . In the case of the inverted spectrum we have

$$m_2^2 < m_1^2 + m_{31}^2; \quad m_3^2 < m_1^2 + m_{atm}^2; \quad (16)$$

<sup>6</sup>  $m_{ik}^2$  is defined as follows:  $m_{ik}^2 = m_i^2 - m_k^2$

The elements  $U_{ei}$  for both types of neutrino mass spectra are given by

$$U_{e1} = \cos^2 \theta_{13} \cos^2 \theta_{12}; \quad U_{e2} = \cos^2 \theta_{13} \sin^2 \theta_{12}; \quad U_{e3} = \sin^2 \theta_{13} \quad (17)$$

The mixing angle  $\theta_{12}$  was determined from the data of the solar neutrino experiments and KamLAND reactor experiment. From the latest analysis of the existing data for the best fit value of  $\sin^2 \theta_{12}$  it was found [2]

$$\sin^2 \theta_{12} = \sin^2 \theta_{sol} = 0.29 \quad (18)$$

For the angle  $\theta_{13}$  only upper bound is known. From the exclusion plot obtained from the data of the reactor experiment CHOOZ [68] at  $m_{32} = 2 - 10 \text{ eV}^2$  (the Super-Kamiokande best-fit value) we have

$$\sin^2 \theta_{13} \leq 0.10: \quad (19)$$

For the minimal neutrino mass  $m_1$  ( $m_3$ ) we know also only an upper bound. From the data of the tritium Mainz [69] and Troitsk [70] experiments it was found

$$m_1 \leq 2.2 \text{ eV} \quad (20)$$

In the future tritium experiment KATRIN [71] the sensitivity  $m_1 \leq 0.25 \text{ eV}$  is planned to be achieved.

An important information about the sum of neutrino masses can be obtained from cosmological data. From the Wilkinson Microwave Anisotropy Probe (WMAP) and 2 degree Field Galaxy Redshift Survey (2dFGRS) data it was found [72]

$$\sum_i m_i \leq 0.7 \text{ eV}: \quad (21)$$

More conservative bound was obtained in [73] from the analysis of the latest Sloan Digital Sky Survey data and WMAP data. The best-fit value of  $\sum_i m_i$  was found to be equal to zero. For the upper bound one obtains

$$\sum_i m_i \leq 1.7 \text{ eV}: \quad (22)$$

For the case of three massive neutrinos this bound implies

$$m_1 \leq 0.6 \text{ eV}: \quad (23)$$

The value of  $\Delta m_{21}^2$  depends on the neutrino mass spectrum [25{27]. We discuss three "standard" neutrino mass spectra, which are frequently considered in the literature:

- (1) The normal hierarchy of neutrino masses<sup>7</sup>, which corresponds to the case

$$m_1 < m_2 < m_3 : \quad (24)$$

In this case neutrino masses are known from neutrino oscillation data. We have

$$m_1 = \sqrt{m_{\text{sol}}^2}; \quad m_2 = \sqrt{m_{\text{sol}}^2}; \quad m_3 = \sqrt{m_{\text{atm}}^2} : \quad (25)$$

For the effective Majorana mass we have the following upper and lower bounds

$$\Delta m_{21} = \cos^2 \theta_{13} \sin^2 \theta_{\text{sol}} \sqrt{m_{\text{sol}}^2} + \sin^2 \theta_{13} \sqrt{m_{\text{atm}}^2} \quad (26)$$

and

$$\Delta m_{21} = \cos^2 \theta_{13} \sin^2 \theta_{\text{sol}} \sqrt{m_{\text{sol}}^2} - \sin^2 \theta_{13} \sqrt{m_{\text{atm}}^2} \quad (27)$$

Using the best-fit values of the solar neutrino oscillation parameters [see Eqs. (2) and (18)] and the upper bound (19) we end up with

$$\begin{aligned} \cos^2 \theta_{13} \sin^2 \theta_{\text{sol}} \sqrt{m_{\text{sol}}^2} &= 2.32 - 1.0 \text{ eV}; \\ \sin^2 \theta_{13} \sqrt{m_{\text{atm}}^2} &= 2.24 - 1.0 \text{ eV} : \end{aligned} \quad (28)$$

We note that the first and the second terms on the right hand side of Eq. (27) differ only slightly from each other. It means that the value of effective Majorana neutrino mass  $m_{\text{eff}}$  might be close to zero. For the choice of three possible values  $\sin^2 \theta_{13} = 0.05, 0.01$  and  $0.00$  we end up with allowed intervals for  $\Delta m_{21}$ :

$$\begin{aligned} \sin^2 \theta_{13} = 0.05 & \Rightarrow 8.5 \cdot 10^5 \text{ eV} < \Delta m_{21} < 4.6 \cdot 10^3 \text{ eV}; \\ = 0.01 & \Rightarrow 2.0 \cdot 10^3 \text{ eV} < \Delta m_{21} < 2.9 \cdot 10^3 \text{ eV}; \\ = 0.00 & \Rightarrow \Delta m_{21} = 2.4 \cdot 10^3 \text{ eV} : \end{aligned} \quad (29)$$

From (29) it follows that a smaller value of  $\sin^2 \theta_{13}$  implies more narrow range of the allowed values of  $m_{\text{eff}}$ . We also conclude that in the case of the

<sup>7</sup> Notice that masses of charged leptons, up and down quarks satisfy hierarchy of the type (24)

normal neutrino mass hierarchy the upper bound  $m_3 - m_1 \approx 4.6 \cdot 10^3$  eV is far from the value which can be reached in the  $0 \rightarrow \nu$ -decay experiments of the next generation.

(2) Inverted hierarchy of neutrino masses. It is given by the condition

$$m_3 - m_1 < m_2 : \quad (30)$$

In this case for neutrino masses we have

$$\begin{aligned} m_3 &= \sqrt{m_{\text{atm}}^2} ; \quad m_1 = \sqrt{m_{\text{atm}}^2} ; \\ m_2 &= \sqrt{m_{\text{atm}}^2 \left(1 + \frac{m_{\text{sol}}^2}{2 m_{\text{atm}}^2}\right)} = \sqrt{m_{\text{atm}}^2} : \end{aligned} \quad (31)$$

The effective Majorana mass is given by

$$m_{ee} = \sqrt{m_{\text{atm}}^2} \sum_{i=1,2} U_{ei}^2 : \quad (32)$$

Neglecting small ( $\approx 5\%$ ) corrections due to  $U_{e3}$ , for  $m_{ee}$  we obtain

$$m_{ee} = \sqrt{m_{\text{atm}}^2} (1 - \sin^2 \theta_{\text{sol}} \sin^2 \theta_{21}) ; \quad (33)$$

where  $\theta_{21} = \theta_{21} - \theta_{12}$  is Majorana CP-phase difference.

Thus, in the case of the inverted mass hierarchy the value of the effective Majorana mass can lay in the range

$$\cos 2\theta_{\text{sol}} \sqrt{m_{\text{atm}}^2} \leq m_{ee} \leq \sqrt{m_{\text{atm}}^2} : \quad (34)$$

The bounds in Eq. (34) correspond to the case of the CP-conservation: the upper bound corresponds to the case of the equal CP parities of  $\nu_2$  and  $\nu_3$  and the lower bound to the case of the opposite CP parities. From (18) and (34) we get

$$0.42 \sqrt{m_{\text{atm}}^2} \leq m_{ee} \leq \sqrt{m_{\text{atm}}^2} : \quad (35)$$

Let us assume that the problem of nuclear matrix elements will be solved (say, in a manner we discussed before). If the measured value of  $m_{ee}$  will be within the range given in Eq. (35), it will be a signature of inverted hierarchy of neutrino masses<sup>8</sup>. The only unknown parameter, which enter into

<sup>8</sup> Notice that the type of neutrino mass spectra (normal or inverted) can be determined via the comparison of the probabilities of  $\nu \rightarrow \nu$  and  $\nu \rightarrow \nu$  transitions in long baseline neutrino experiments [74]

expression for the effective Majorana mass in the case of inverted hierarchy, is  $\sin^2 \theta_{21}$ . Thus, the measurement of  $\eta$  might allow, in principle, to obtain an information about Majorana CP phase difference  $\theta_{21}$  [25,27]. It would require, however, a precise measurement of the  $\theta$  half-time.

(3) Almost degenerate neutrino mass spectrum .

In the two cases of neutrino mass spectra, discussed above, the lightest neutrino mass was assumed to be small. The existing bounds on the absolute value of the neutrino mass (see (20) and (23)) do not exclude the possibility that the lightest neutrino mass is much larger than  $\sqrt{m_{atm}^2}$ . In this case we have

$$m_1 \approx m_2 \approx m_3; \quad (36)$$

and the effective Majorana mass take the form

$$\eta \approx \eta' m_1 \sqrt{\sum_{i=1}^3 U_{ei}^2} : \quad (37)$$

By neglecting a small contribution of the parameter  $U_{e3}$  from Eq. (37) we get

$$\eta \approx \eta' m_1 (1 - \sin^2 \theta_{sol} \sin^2 \theta_{21})^{\frac{1}{2}} : \quad (38)$$

Using the best fit value (18) we obtain

$$0.42 m_1 \approx \eta \approx m_1 : \quad (39)$$

Thus, if it occurs that the effective Majorana mass  $\eta$  is relatively large (much larger than  $\sqrt{m_{atm}^2} \approx 4.5 - 10 \text{ eV}$ ) it signifies that the neutrino mass spectrum is almost degenerate. If the case  $\eta \approx \sqrt{m_{atm}^2} \approx 4.5 - 10 \text{ eV}$  will be confirmed by the  $\theta$ -decay experiments, the explanation could be a degenerate neutrino mass spectrum. From (39) for the common neutrino mass we get the range

$$\eta \approx m_1 \approx 2.38 \eta : \quad (40)$$

From (38) it is obvious that if the common mass  $m_1$  will be determined from  $\theta$ -decay measurements and/or cosmological data, the evidence of the  $\theta$ -decay will allow to deduce a valuable information about Majorana CP phase difference via the accurate measurement of the  $\theta$  half-time.

For the purpose of illustration of the problem of the neutrino mass hierarchy we will assume that  $\eta$  and  $\eta'$  in (25) and (31) can be represented by a factor 5. Then we have

$$\begin{aligned}
\text{Normal hierarchy (NH) : } m_1 & \leq \sqrt{q \frac{m_{\text{sol}}^2}{m_{\text{sol}}^2 - 5}} = 1.7 \cdot 10^3 \text{ eV}; \\
\text{Inverted hierarchy (IH) : } m_3 & \leq \sqrt{q \frac{m_{\text{atm}}^2}{m_{\text{atm}}^2 - 5}} = 8.9 \cdot 10^3 \text{ eV}; \\
\text{Almost degenerate (AD) : } m_1; m_3 & \leq \sqrt{q \frac{m_{\text{atm}}^2}{5}} = 0.22 \text{ eV}; \quad (41)
\end{aligned}$$

It is worthwhile to notice that in the case of the almost degenerate neutrino mass spectrum there is an upper limit from the cosmological data [see Eq. (23)]:  $m_1; m_3 \leq 0.6 \text{ eV}$ . The bounds in (41) are displayed in Fig. 1.

In Table 2 we give the values of neutrino masses  $m_1, m_2$  and  $m_3$ , the minimal and the maximal predicted values of  $j_{\alpha\beta}$  in the cases of the normal and inverted hierarchy of the neutrino masses and almost degenerate neutrino mass spectrum. Three values for  $\sin^2_{13}$  compatible with the CHOOZ upper bound are considered:  $\sin^2_{13} = 0.00, 0.01$  and  $0.05$ . We see that by decreasing  $\sin^2_{13}$  the allowed interval for  $j_{\alpha\beta}$  becomes more narrow. This behavior is apparent especially in the case of the normal hierarchy of neutrino masses. For this scenario of the neutrino mass spectrum the largest value of  $j_{\alpha\beta}$  is of the order of  $5 \cdot 10^3 \text{ eV}$ . None of the planned  $0^+$ -decay experiments can reach such a level of sensitivity to  $j_{\alpha\beta}$  (see Table 1). In the case of the inverted hierarchy  $j_{\alpha\beta}$  depends only weakly on the angle  $\theta_{13}$  and its maximal value is about an order of magnitude larger than in the case of the normal hierarchy. This sensitivity can be reached without only by the future  $Ge 0^+$ -decay experiments (see Fig. 1). For this type of neutrino mass spectrum the maximal and the minimal allowed values of  $j_{\alpha\beta}$  differ by about factor 2.5. Thus, it will be possible to conclude about the Majorana CP phase difference in the case of the observation of the  $0^+$ -decay with  $j_{\alpha\beta}$  in the range  $1.8 - 4.5 \cdot 10^2 \text{ eV}$ , if the uncertainties of the nuclear matrix elements are small. The Tables 1 and 2 suggest<sup>9</sup> that non-Ge experiments NEMO 3, MOON ( $^{100}\text{Mo}$ ), CUORE, ( $^{130}\text{Te}$ ), XMASS and EXO ( $^{136}\text{Xe}$ ) will be able to test mainly the case of the almost degenerate mass spectrum.

A very good potential for discovery of the  $0^+$ -decay have the GEM, GENIUS and Majorana experiments, which plan to use enriched  $^{76}\text{Ge}$  source. In Fig. 2 the half-life of the  $0^+$ -decay of  $^{76}\text{Ge}$  is plotted as function of the lightest neutrino mass. We see that these three experiments might observe the  $0^+$ -decay in the case of almost degenerate spectrum and in the case of the inverted hierarchy of

<sup>9</sup> Let us stress that the values of the effective Majorana mass  $j_{\alpha\beta}$  given in the Table 1 and Table 2 were obtained with the nuclear matrix elements of Ref. [21]

neutrino masses. Let us stress that it is very important to achieve high sensitivity also in several other experiments using as a radioactive source other nuclei. It will allow to obtain important information about the accuracy of nuclear matrix elements involved and to discuss the effect of the CP-Majorana phases. The expected half-lifetimes of the  $0^-$ -decay of  $^{100}\text{Mo}$ ,  $^{130}\text{Te}$  and  $^{136}\text{Xe}$  calculated with nuclear matrix elements of Ref. [30] with minimal neutrino mass considered as a parameter are shown Figs. 3, 4 and 5).

#### 4 Summary and conclusions

After the discovery of neutrino oscillations in the atmospheric, solar and reactor KamLAND experiments, the problem of the nature of neutrinos with definite masses (Dirac or Majorana?) is one of the most important. The most sensitive process to the possible violation of the lepton number and small Majorana neutrino masses is the neutrinoless double  $\beta$ -decay. At present many new experiments on the search for the  $0^-$ -decay of  $^{76}\text{Ge}$ ,  $^{100}\text{Mo}$ ,  $^{130}\text{Te}$ ,  $^{136}\text{Xe}$  and other nuclei are in preparation or under consideration. In these experiments about an order of magnitude improvement of the sensitivity to the effective Majorana mass  $m_{\beta\beta}$  in comparison with the current Heidelberg-Moscow [29] and IGEX [35] experiments is expected. If the  $0^-$ -decay will be observed it will allow not only to establish that massive neutrinos are Majorana particles but also to reveal the character of the neutrino mass spectrum and the absolute scale of neutrino masses.

The data of neutrino oscillation experiments allow to predict ranges of possible values of the effective Majorana mass for different neutrino mass spectra. Thus, in order to discriminate different possibilities, it is important not only to observe the  $0^-$ -decay but also to measure the effective Majorana mass  $m_{\beta\beta}$ .

From the measured half-life time of the  $0^-$ -decay only the product of the effective Majorana mass and the nuclear matrix element can be determined. There is a wide spread opinion that the current uncertainty in the  $0^-$ -decay matrix elements is of the order of factor three and more [76]. Let us stress that a very important source of the uncertainty is associated with the fixing of the nuclear structure parameter space. Recently, surprising results were obtained by fixing of the particle-particle interaction strength to the  $2^-$ -decay rate [30]. This procedure allowed to reduce the theoretical uncertainty of the  $0^-$ -decay matrix elements for  $^{76}\text{Ge}$ ,  $^{100}\text{Mo}$ ,  $^{130}\text{Te}$  and  $^{136}\text{Xe}$  within the QRPA. It will be important to confirm this result for other double beta decaying isotopes and for various QRPA extensions. There is also a possibility to build a single QRPA theory with all studied implementations. The improvement of the calculations of the nuclear



matrix elements is a real theoretical challenge. There is a chance that the uncertainty of the calculated  $0\nu\beta\beta$ -decay matrix elements will be reduced down to the order of tenths percent. A possible test of the calculated nuclear matrix elements will offer an observation of the  $0\nu\beta\beta$ -decay of several nuclei. The spread of the values of  $m_{\nu j}$  associated with different isotopes will allow to conclude about the quality of the nuclear structure calculations.

In this paper we considered  $0\nu\beta\beta$ -decay matrix elements with a reduced theoretical uncertainty [30] and determined the sensitivities of running and planned  $0\nu\beta\beta$ -decay experiments to the effective Majorana neutrino mass  $m_{\nu j}$  for  $^{76}\text{Ge}$ ,  $^{100}\text{Mo}$ ,  $^{130}\text{Te}$  and  $^{136}\text{Xe}$ . The effective Majorana neutrino mass was evaluated also by taking into account the results of the neutrino oscillation experiments. Three different cases of neutrino mass spectra were analyzed: i) a normal hierarchical, ii) an inverted hierarchical, iii) an almost degenerate mass spectrum. The best fit values for  $m_{\nu_{\text{sol}}}^2$ ,  $m_{\nu_{\text{atm}}}^2$  and  $\sin^2 \theta_{12}$  were considered. The analysis were performed for three values of the parameter  $\sin^2 \theta_{13}$  ( $\sin^2 \theta_{13} = 0.00; 0.01; 0.05$ ). A selected group of future experiments associated with the above isotopes were discussed. It was found that the NEMO3, MOON, CUORE, XMASS and EXO experiments have chance to confirm or to rule out the possibility of the almost degenerate neutrino mass spectrum. The planned Ge experiments (Majorana, GEM and GENIUS) seem to have a very good sensitivity to  $m_{\nu j}$ . These experiments will observe the  $0\nu\beta\beta$ -decay, if the neutrinos are Majorana particles and there is an inverted hierarchy of neutrino masses.

Finally, by taking into account existing values of neutrino oscillation parameters we present some general conclusions:

If the  $0\nu\beta\beta$ -decay will be not observed in the experiments of the next generation and

$$m_{\nu j} \approx \text{a few } 10^2 \text{ eV};$$

in this case either massive neutrinos are Dirac particles or massive neutrinos are Majorana particles and normal neutrino mass hierarchy is realized in nature. The observation of the  $0\nu\beta\beta$ -decay with

$$m_{\nu j} \approx 4.5 \cdot 10^2 \text{ eV}$$

will exclude normal hierarchy of neutrino masses.

If the  $0\nu\beta\beta$ -decay will be observed and

$$0.42 \leq \frac{q}{m_{\nu_{\text{atm}}}^2} \leq m_{\nu j} \leq \frac{q}{m_{\nu_{\text{atm}}}^2};$$

it will mean that there is an inverted hierarchy of neutrino masses.

If the  $0 \rightarrow$ -decay will be observed in future experiments and

$$m_j - m_i \approx \sqrt{m_{\text{atm}}^2};$$

in this case the neutrino mass spectrum is almost degenerate and a range for the common neutrino mass can be determined.

If from the future tritium neutrino experiments or from future cosmological measurements the common neutrino mass will be determined, it will be possible to predict the value of effective Majorana mass:

$$0.42 m_1 \leq m_j - m_i \leq m_1:$$

A non-observation of the  $0 \rightarrow$ -decay with effective Majorana mass  $m_j - m_i$  in this range will mean that neutrinos are Dirac particles (or other mechanisms of the violation of the lepton number are involved).

Acknowledgments

This work was supported by the DFG under contracts FA 67/25-3, 436 SLK 113/8 and GRK 683, by the State of Baden-Württemberg, LFSP "Low Energy Neutrinos", by the VEGA Grant agency of the Slovak Republic under contract No. 1/0249/03. S.B. acknowledges the support of the Alexander von Humboldt Foundation and the Italian Program "Rientro dei Cervelli".

## References

- [1] Super-Kamiokande Collaboration, S. Fukuda et al., Phys. Rev. Lett. 81, 1562 (1998); S. Fukuda et al., Phys. Rev. Lett. 82, 2644 (1999); S. Fukuda et al., Phys. Rev. Lett. 85, 3999 (2000); Phys. Rev. Lett. 86, 5651 (2001); T. Okumura, Talk given at International Workshop on "Neutrino Oscillations in Venice", December 2003, Venice, Italy.
- [2] SNO collaboration, Q.R. Ahmed et al., Phys. Rev. Lett. 87, 071301 (2001); Q.R. Ahmed et al., Phys. Rev. Lett. 89, 011301 (2002); nucl-ex/0204008. Q.R. Ahmed et al., Phys. Rev. Lett. 89, 011302 (2002); nucl-ex/0204009; nucl-ex/0309004.
- [3] KamLAND collaboration, K. Eguchi et al., Phys. Rev. Lett. 90, 021802 (2003).
- [4] Soudan 2 Collaboration, W.W. Allison et al., Phys. Lett. B 449, 137 (1999).
- [5] MACRO Collaboration, M. Ambrosio et al. hep-ex/0106049; Phys. Lett. B 517, 59 (2001); M. Ambrosio et al. NATO Advanced Research Workshop on Cosmic Radiations, Oujda (Morocco), 21-23 March, 2001.

- [6] B. T. Cleveland et al., *Astrophys. J.* 496, 505 (1998).
- [7] GALLEX Collaboration, W. Hampel et al., *Phys. Lett. B* 447, 127 (1999); GNO Collaboration, M. Altmann et al., *Phys. Lett. B* 490, 16 (2000); *Nucl. Phys. Proc. Suppl.* 91, 44 (2001).
- [8] SAGE Collaboration, J. N. Abdurashitov et al., *Phys. Rev. C* 60, 055801 (1999); *Nucl. Phys. Proc. Suppl.* 110, 315 (2002).
- [9] Super-Kamiokande Collaboration, S. Fukuda et al., *Phys. Rev. Lett.* 86, 5651 (2001); M. Smy, hep-ex/0208004.
- [10] LSND Collaboration, A. Aguilar et al., *Phys. Rev. D* 64, 112007 (2001); hep-ex/0104049.
- [11] MiniBooNE Collaboration, R. Tayloe, *Proceedings of the 20th International Conference on Neutrino Physics and Astrophysics, Neutrino 2002 (Munich, Germany May 25-30, 2002)*.
- [12] B. Pontecorvo, *Zh. Eksp. Teor. Fiz.* 33, 549 (1957); 34, 247 (1958); Z. Maki, M. Nakagawa and S. Sakata, *Prog. Theor. Phys.* 28, 870 (1962).
- [13] SNO collaboration, S. N. Ahmed et al., hep-ex/0309004.
- [14] S. M. Bilenky, J. Hosek and S. T. Petcov, *Phys. Lett. B* 94, 495 (1980).
- [15] J. Schechter and J. W. F. Valle, *Phys. Rev. D* 22, 2227 (1980), *Phys. Rev. D* 25, 774 (1982).
- [16] M. Doi, T. Kotani and E. Takasugi, *Progr. Theor. Phys. Suppl.* 83, 1 (1985).
- [17] A. Faessler and F. Simkovic, *J. Phys. G* 24, 2139 (1998).
- [18] J. Suhonen and O. Civitarese, *Phys. Rep.* 300, 123 (1998).
- [19] J. D. Vergados, *Phys. Rep.* 361, 1 (2002).
- [20] S. R. Elliott and P. Vogel, *Ann. Rev. Nucl. Part. Sci.* 52, 115 (2002); S. R. Elliott, hep-ex/0312013.
- [21] A. Faessler, S. Kovalenko, F. Simkovic, *Phys. Rev. D* 58, 115004 (1998); *Phys. Rev. D* 58, 055004 (1998).
- [22] M. Hirsch, H. V. Klapdor-Kleingrothaus, S. G. Kovalenko, *Phys. Rev. D* 57, 1947 (1998); M. Hirsch, H. V. Klapdor-Kleingrothaus, S. G. Kovalenko, H. Paes, *Phys. Lett. B* 372, 8 (1996).
- [23] M. Hirsch, H. V. Klapdor-Kleingrothaus, S. G. Kovalenko, *Phys. Rev. D* 54, 4207 (1996).
- [24] J. Schechter and J. W. F. Valle, *Phys. Rev. D* 25, 2951 (1982).

- [25] S.M. Bilenky, C. Giunti, C.W. Kim, and S.T. Petcov, Phys. Rev. D 54, 4432 (1996); S.M. Bilenky, C. Giunti, W. Grimus, B. Kayser, and S.T. Petcov, Phys. Lett. B 465, 193 (1999); S.M. Bilenky, S. Pascoli and S.T. Petcov, Phys. Rev. D 64, 053010 (2001); S.M. Bilenky, C. Giunti, J.A. Grifols, E. Masso, Phys. Rep. 379, 69 (2003).
- [26] H.V. Klapdor-Kleingrothaus, H. Pas, A.Y. Smirnov, Phys. Rev. D 63, 073005 (2001).
- [27] S. Pascoli, S.T. Petcov and L. Wolfenstein, Phys. Lett. B 524, 319 (2002); S. Pascoli, S.T. Petcov, W. Rodejohann, Phys. Lett. B 558, 141 (2003); S. Pascoli and S.T. Petcov, Phys. Lett. B 580, 280 (2004); Phys. Lett. B 580, 280 (2004);
- [28] F.R. Joaquim, Phys. Rev. D 68, 033019 (2003).
- [29] Heidelberg-Moscow collaboration, H.V. Klapdor-Kleingrothaus et al., Eur. Phys. J. A 12, 147 (2001).
- [30] V.A. Rodin, A. Faessler, F. Simkovic, and P. Vogel, Phys. Rev. C 68, 044302 (2003).
- [31] H.V. Klapdor-Kleingrothaus et al., Mod. Phys. Lett. A 16, 2409 (2001); H.V. Klapdor-Kleingrothaus, Found. Phys. 33, 813 (2003).
- [32] A.M. Bakalyarov et al., Talk given at the 4th International Conference on Nonaccelerator New Physics (NANP 03), Dubna, Russia, 23-28 Jun 2003.; hep-ex/0309016.
- [33] H.V. Klapdor-Kleingrothaus and U. Sarkar, Mod. Phys. Lett. A 16, 2469 (2001).
- [34] F. Feruglio, A. Strumia, and F. Vissani, Nucl. Phys. B 637, 345 (2002); Nucl. Phys. B 659, 359 (2003).
- [35] Yu.G. Zdesenko, F.A. Danevich, V.I. Tretyak, Phys. Lett. B 546, 206 (2002).
- [36] C.E. Aalseth et al., Mod. Phys. Lett. A 17, 1475 (2002).
- [37] CUORE Collaboration, C. Amaldi et al., Astropart. Phys. 20, 91 (2003).
- [38] Yu. Zdesenko, Rev. Mod. Phys. 74, 663 (2002).
- [39] H.V. Klapdor-Kleingrothaus, Nucl. Phys. Proc. Suppl. 110, 364 (2002).
- [40] T. Kobayashi, Nucl. Phys. Proc. Suppl. 111, 163 (2002).
- [41] <http://www.hep.anl.gov/minos/reactor13/white.html>.
- [42] G. Feldman, Proceedings of the International Workshop "Neutrino oscillations in Venice", 3-5 December, 2003).
- [43] J. Burguet-Castell, D. Casper, J.J. Gomez-Cadenas, P. Hernandez, F. Sanchez, hep-ph/0312068.
- [44] M. Lindner, Int. J. Mod. Phys. A 18, 3921 (2003).

- [45] F. Šimković, G. V. E. m ov, M. A. Ivanov, V. E. Lyubovitskij, Z. Phys. A 341, 193 (1992); F. Šimković, G. Pantis, J. D. Vergados, and A. Faessler, Phys. C 60, 055502 (1999); F. Šimković, M. Nowak, W. A. Kaminski, A. A. Raduta, and A. Faessler, Phys. C 64, 035501 (2001).
- [46] P. Vogel and M. R. Zimbauer, Phys. Rev. Lett. 57, 3148 (1986); J. Engel, P. Vogel, M. R. Zimbauer, Nucl. Phys. A 478, 459 (1998).
- [47] O. C. Ivić, A. Faessler, and T. Tomoda, Phys. Lett. B 194, 11 (1987); J. Suhonen, O. C. Ivić, A. Faessler, Nucl. Phys. A 543, 645 (1992).
- [48] K. M. Uto, E. Bender, and H. V. Klapdor-Kleingrothaus, Z. Phys. A 334, 187 (1989); A. Staudt, K. M. Uto, H. V. Klapdor-Kleingrothaus, Europhys. Lett. 13, 31 (1990); S. Stoica, H. V. Klapdor-Kleingrothaus, Phys. Rev. C 63, 064304 (2001); Nucl. Phys. A 694, 269 (2001).
- [49] G. Pantis, F. Šimković, J. D. Vergados, A. Faessler, Phys. Rev. C 53, 695 (1996); F. Šimković, J. Schwieger, G. Pantis, and A. Faessler, Found. Phys. 27 1275 (1997).
- [50] J. Suhonen, S. B. Khadkikar, and A. Faessler, Nucl. Phys. A 535, 509 (1991); M. Aunola, J. Suhonen, Nucl. Phys. A 643, 207 (1998); J. Suhonen, M. Aunola, Nucl. Phys. A 723, 271 (2003).
- [51] E. Caurier, F. Nowacki, A. Poves, J. Retamosa, Phys. Rev. Lett. 77, 1954 (1996).
- [52] V. I. Tretyak and Yu. G. Zdesenko, At. Data Nucl. Data Tables 80, 83 (2002).
- [53] J. Engel, P. Vogel, nucl-th/0311072.
- [54] J. Toivanen, J. Suhonen, Phys. Rev. Lett. 75, 410 (1995).
- [55] J. Schwieger, F. Šimković, A. Faessler, Nucl. Phys. A 600, 179 (1996).
- [56] F. Šimković, A. A. Raduta, M. Veselsky, A. Faessler, Phys. Rev. C 61, 044319 (2000).
- [57] M. K. Cheoun, A. Bobyk, A. Faessler, F. Šimković and G. Teneva, Nucl. Phys. A 561, 74 (1993); Nucl. Phys. A 564, 329 (1993).
- [58] F. Šimković, Ch. C. Moustakidis, L. Pacearescu, A. Faessler, Phys. Rev. C 68, 054319 (2003).
- [59] A. Bobyk, W. A. Kaminski, and P. Zareba, Eur. Phys. J. A 5, 385 (1999); Nucl. Phys. A 669, 221 (2000); A. Bobyk, W. A. Kaminski, F. Šimković, Phys. Rev. C 63, 051301 (2001).
- [60] L. Pacearescu, V. Rodin, F. Šimković, and A. Faessler, Phys. Rev. C 68, 064310 (2003).
- [61] F. Šimković, L. Pacearescu, and A. Faessler, Nucl. Phys. A 733, 321 (2004).

- [62] F. Sin kovic, M . Sm otlak, and G . Pantis, Phys. Rev. C 68, 014309 (2003).
- [63] V . Rodin and A . Faessler, Phys. Rev. C 66, 051303 (2002).
- [64] S M . Bilenky and J A . G rifols, Phys. Lett. B 550, 154 (2002).
- [65] CUORE Collaboration, C . A maboldi et al, Phys. Lett. B 557, 16 (2003).
- [66] DAM A Collaboration, R . Bemabei et. al, Phys. Lett. B 546, 23 (2002).
- [67] NEMO Collaboration, C . Augier, Talk given at Int. Workshop on "Weak Interactions in Nuclei and Astrophysics: Standard Model and Beyond", ECT Trento, June 2003, <http://nucth.physics.wisc.edu/conferences/ect/>.
- [68] G L . Fogli, G . Lettera, E . Lisi, A . M arrone, A . Palazzo and A . Rotuno, Phys. Rev. D 66, 093008 (2002).
- [69] C . W einheim er et al, Phys. Lett. B 460, 219 (1999); J. Bonn et al, Prog. Part. Nucl. Phys. 48, 133 (2002); C . W einheim er, hep-ex/0210050.
- [70] V M . Lobashev et al, Phys. Lett. B 460, 227 (1999); V M . Lobashev et al, Nucl. Phys. Proc. Suppl. 91, 280 (2001).
- [71] KATRIN Collaboration, A . O sipowicz et al, hep-ex/0109033; V M . Lobashev, Nucl. Phys. A 719, 153 (2003).
- [72] C L . Bennet et al, astro-ph/0302207; D N . Spergel et al, astro-ph/0302209.
- [73] M . Tegm ark et al, astro-ph/0310723.
- [74] M . Lindner, Proceedings of the 20th International Conference on Neutrino Physics and Astrophysics, Neutrino 2002 (M unich, G erm anyM ay 25-30, 2002), hep-ph/0209083.
- [75] M . M altoni, T . Schwetz, M A . Tortola, JW F . Valle, Phys. Rev. D 68, 113010 (2003).
- [76] O . C ivitarese and J. Suhonen, Nucl. Phys. A 729, 867 (2003).

Table 1

The current upper limits on effective Majorana neutrino mass  $\tilde{m}_\beta$  and the sensitivities of the future  $0\nu\beta\beta$ -decay experiments to this parameter for  $A = 76, 100, 130$  and  $136$  nuclei. The  $0\nu\beta\beta$ -decay matrix elements  $M^0$  with reduced uncertainty [30] were used. In their calculation the  $2\nu\beta\beta$ -decay matrix element  $M_{GT}^{2\text{exp}}$  deduced from the half-life  $T_{1=2}^{2\text{exp}}$  were considered.  $R^{2=0}$  is the ratio of the  $2\nu\beta\beta$ -decay and  $0\nu\beta\beta$ -decay matrix elements (see Eq. (9)).  $T_{1=2}^0$  denotes the current lower limit on the  $0\nu\beta\beta$ -decay half-life or the sensitivity of planned  $0\nu\beta\beta$ -decay experiments. The symbols  $\tilde{m}_\beta$  and  $^y$  indicate the future sensitivity to  $\tilde{m}_\beta$  of already running and the planned  $0\nu\beta\beta$ -decay experiments, respectively. HM denotes Heidelberg-Moscow experiment.

nucl.	$M^0$	$M_{GT}^{2\text{exp}}$	$R^{2=0}$	$T_{1=2}^{2\text{exp}}$	Ref.	$T_{1=2}^0$	Ref.	Exp.	$\tilde{m}_\beta$
		$\text{MeV}^{-1}$	$\text{MeV}^{-1}$		years		years		eV
$^{76}\text{Ge}$	2.40	0.15	0.063	$1.3 \cdot 10^{21}$ [20]		$1.9 \cdot 10^{25}$ [29]		HM	0.55
						$3 \cdot 10^{27}$ [20]		Majorana	$0.044^y$
						$7 \cdot 10^{27}$ [20]		GEM	$0.028^y$
						$1 \cdot 10^{28}$ [20]		GENIUS	$0.023^y$
$^{100}\text{Mo}$	1.16	0.22	0.19	$8.0 \cdot 10^{18}$ [20]		$6.0 \cdot 10^{22}$ [67]		NEMO 3	7.8
						$4 \cdot 10^{24}$ [20]		NEMO 3	0.92
						$1 \cdot 10^{27}$ [20]		MOON	$0.058^y$
$^{130}\text{Te}$	1.50	0.017	0.013	$6.1 \cdot 10^{20}$ [65]		$1.4 \cdot 10^{23}$ [65]		CUORE	3.9
						$2 \cdot 10^{26}$ [20]		CUORE	0.10
$^{136}\text{Xe}$	0.98	0.030	0.031	$8.1 \cdot 10^{20}$ [20]		$1.2 \cdot 10^{24}$ [66]		DAMA	2.3
						$3 \cdot 10^{26}$ [20]		XMASS	$0.10^y$
						$8 \cdot 10^{26}$ [20]		EXO	$0.087^y$

Table 2

The effective Majorana neutrino mass  $|m_{\beta\beta}|$  in the cases of the normal and inverted hierarchy of neutrino masses and the almost degenerate neutrino mass spectrum [see Eq. (41) and the text above]. The best fit values  $m_{\text{sol}}^2 = 7.1 \cdot 10^5 \text{ eV}^2$ ,  $m_{\text{atm}}^2 = 2.0 \cdot 10^3 \text{ eV}^2$  and  $\sin^2 \theta_{12} = 0.29$  are considered [1,2,13]. The results are presented for three values of angle  $\theta_{13}$  from the CHOOZ allowed range  $\sin^2 \theta_{13} \leq 0.05$  [68].

Normal hierarchy of masses: $m_1 < m_2 < m_3$				
$m_1$ [ $10^3$ eV]	$m_2$ [ $10^3$ eV]	$m_3$ [ $10^2$ eV]	$\sin^2 \theta_{13}$	$ m_{\beta\beta} $ [ $10^3$ eV]
(0; 1.7)	(8.43; 8.60)	(4.47; 4.48)	0.00	(1.29; 3.70)
			0.01	(0.83; 4.11)
			0.05	(0.00; 5.75)
Inverted hierarchy of masses: $m_3 > m_1 > m_2$				
$m_3$ [ $10^3$ eV]	$m_1$ [ $10^2$ eV]	$m_2$ [ $10^2$ eV]	$\sin^2 \theta_{13}$	$ m_{\beta\beta} $ [ $10^2$ eV]
(0; 8.9)	(4.39; 4.48)	(4.47; 4.56)	0.00	(1.82; 4.50)
			0.01	(1.80; 4.47)
			0.05	(1.72; 4.32)
Almost degenerate mass spectrum: $m_1 \approx m_2 \approx m_3$				
$m_1$ [eV]	$m_2$ [eV]	$m_3$ [eV]	$\sin^2 \theta_{13}$	$ m_{\beta\beta} $ [eV]
(0.22; 0.60)	(0.22; 0.60)	(0.22; 0.60)	0.00	(0.092; 0.60)
			0.01	(0.089; 0.60)
			0.05	(0.077; 0.60)



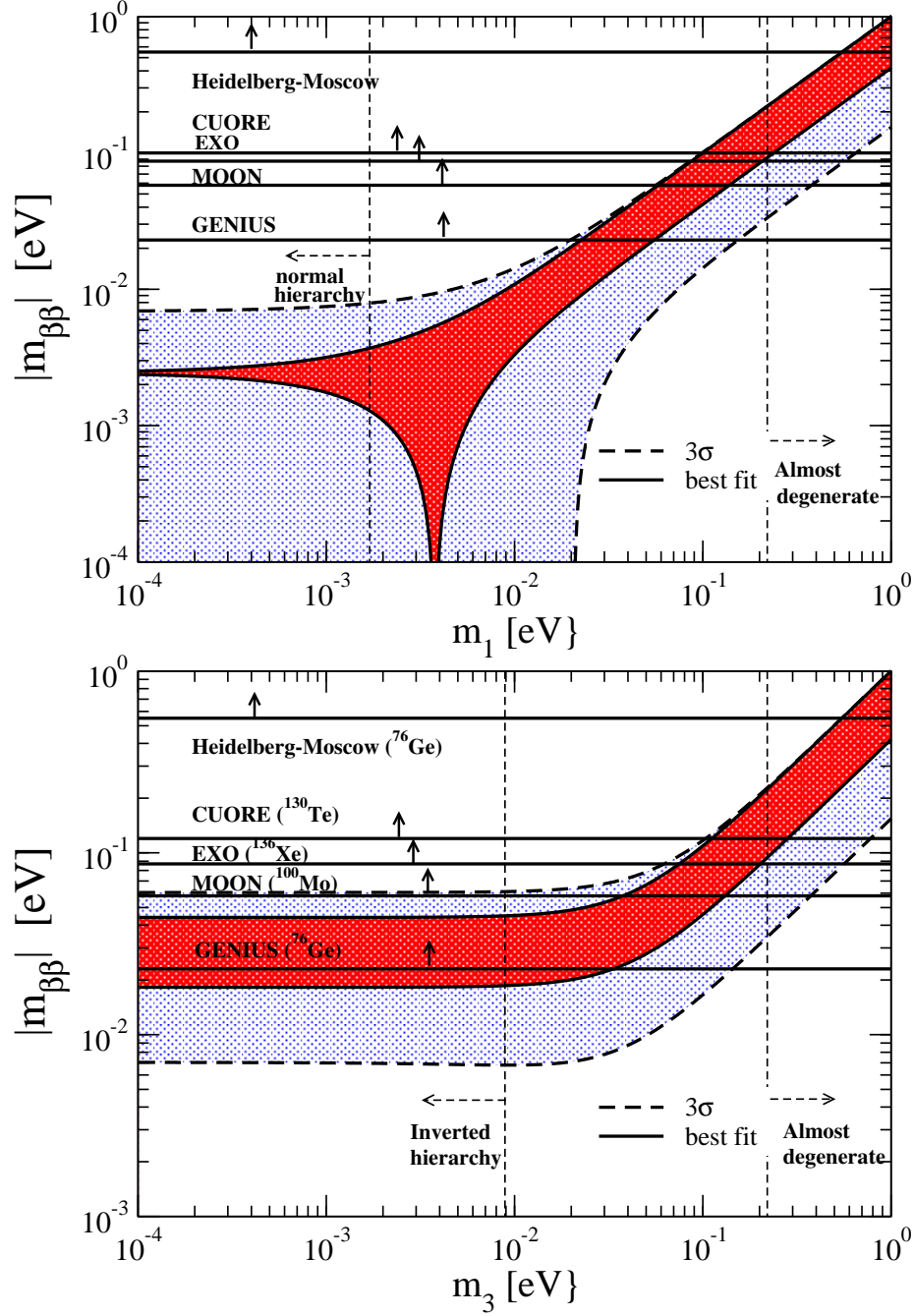


Fig. 1. The effective Majorana neutrino mass  $|m_{\beta\beta}|$  as function of lightest neutrino mass  $m_1$  (the normal hierarchy of neutrino masses, the upper panel) and  $m_3$  (the inverted hierarchy of neutrino masses, the lower panel). The ranges of the normal hierarchy ( $m_1 \approx 1.7 \cdot 10^{-3}$  eV) and inverted hierarchy ( $m_3 \approx 8.9 \cdot 10^{-3}$  eV) of neutrino masses and almost degenerate ( $m_1; m_3 \approx 0.22$  eV) neutrino mass spectrum [see Eq. (41) and the text above for definition] are indicated by dashed line arrows. The best fit results (the region with solid line boundary) correspond to the parameter set  $m_{\text{sol}}^2 = 7.1 \cdot 10^{-5}$  eV<sup>2</sup>,  $m_{\text{atm}}^2 = 2.0 \cdot 10^{-3}$  eV<sup>2</sup>,  $\sin^2 \theta_{12} = 0.29$  [1, 2, 13] and  $\sin^2 \theta_{13} = 0.00$ . The  $3\sigma$  results (the region with dashed line boundary) correspond to the global fit of Ref. [75]. The sensitivities of the future experiments on the search for the  $0\nu\beta\beta$ -decay of different isotopes are indicated with horizontal solid bold lines.

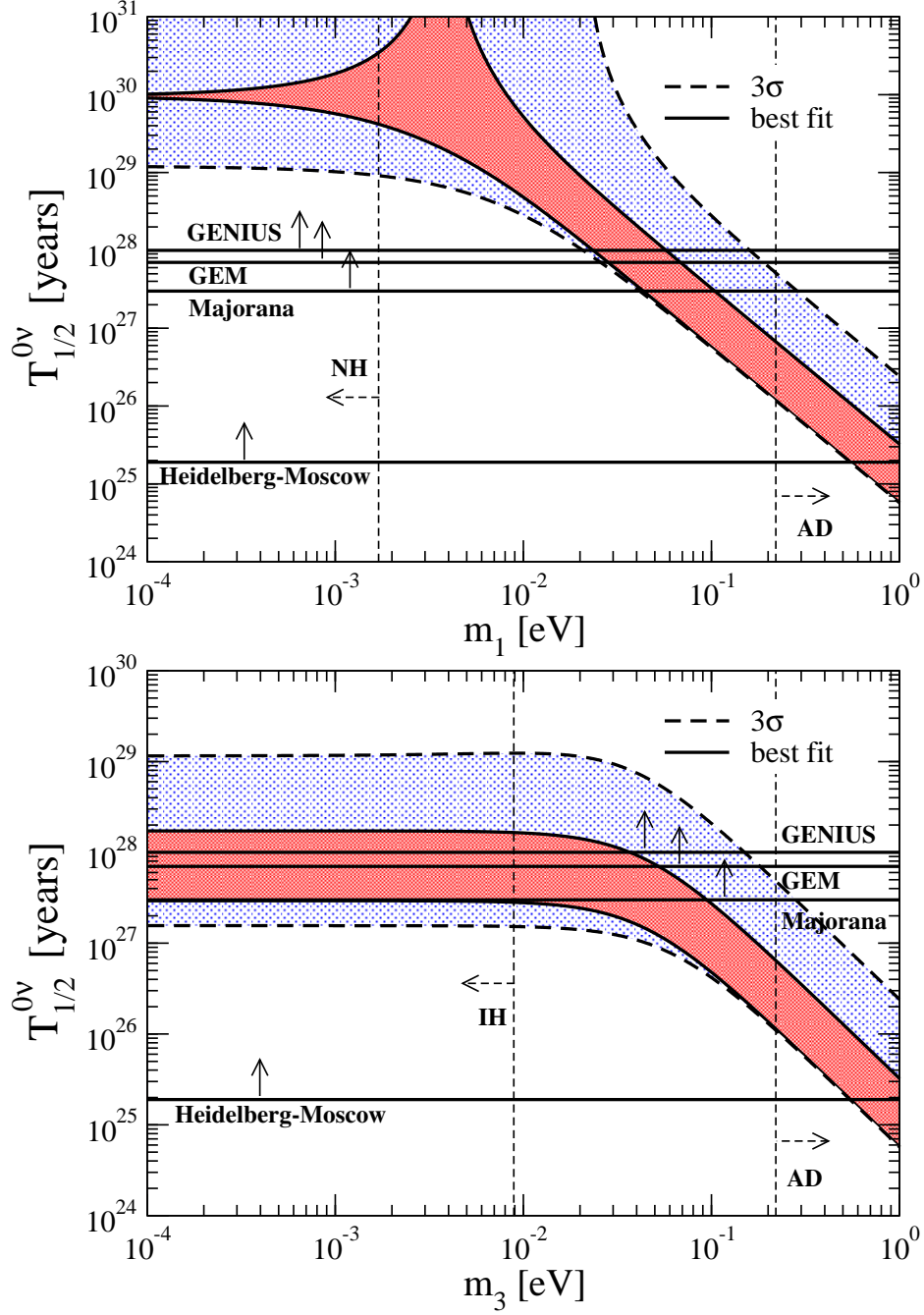


Fig. 2. The neutrinoless double beta half-life of  $^{76}\text{Ge}$  as function of the lightest neutrino mass  $m_1$  (upper panel) and  $m_3$  (lower panel). Conventions are the same as in Fig. 1. We see that all three planned Ge experiments Majorana, GEM and GENIUS can check neutrino mixing scenario of the inverted hierarchy of masses. NH, IH and AD denote normal hierarchy, inverted hierarchy of neutrino masses and almost degenerate neutrino mass spectrum, respectively.

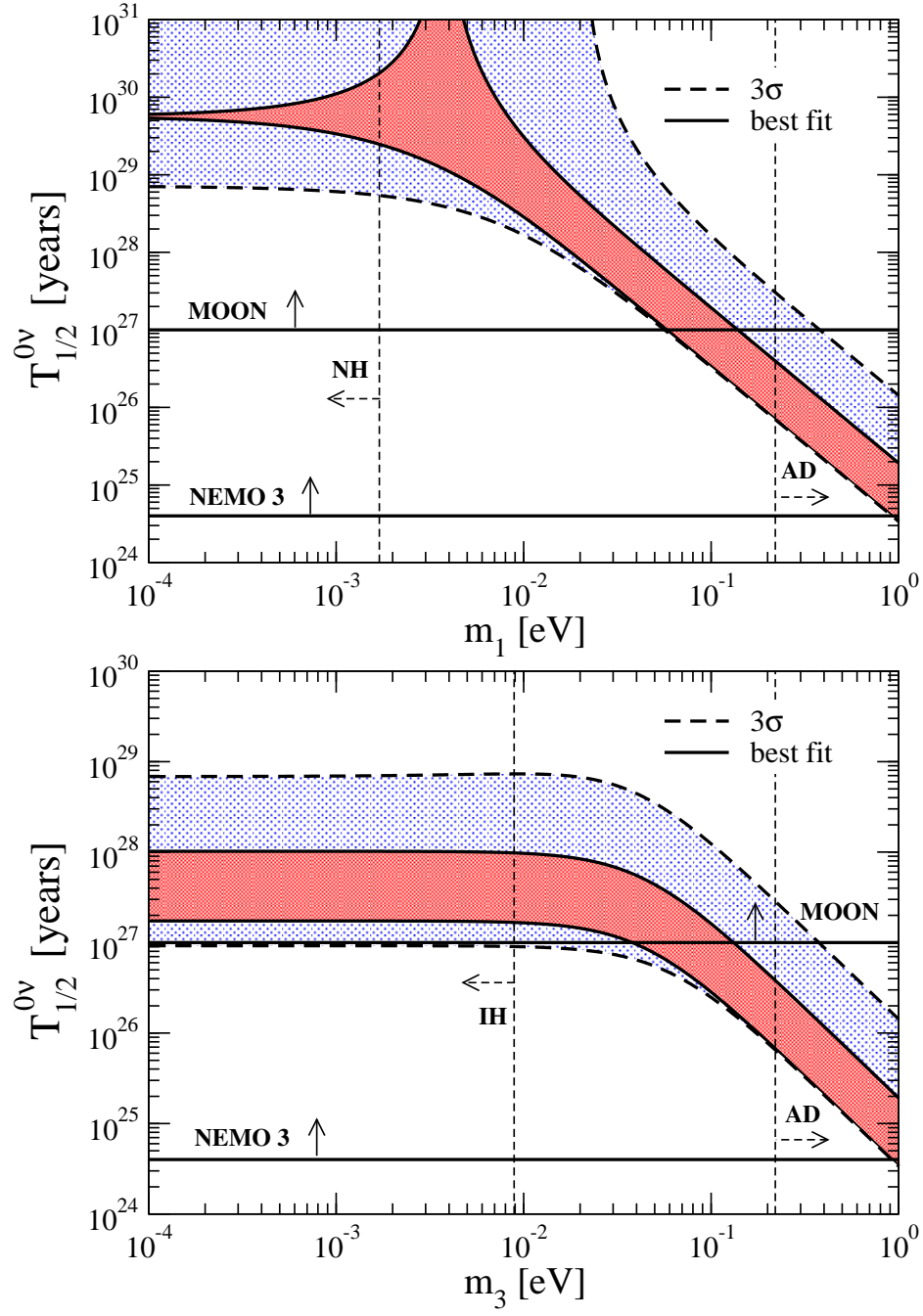


Fig. 3. The neutrinoless double beta half-life of  $^{100}\text{Mo}$  as function of the lightest neutrino mass  $m_1$  (upper panel) and  $m_3$  (lower panel). Conventions are the same as in Fig. 2.

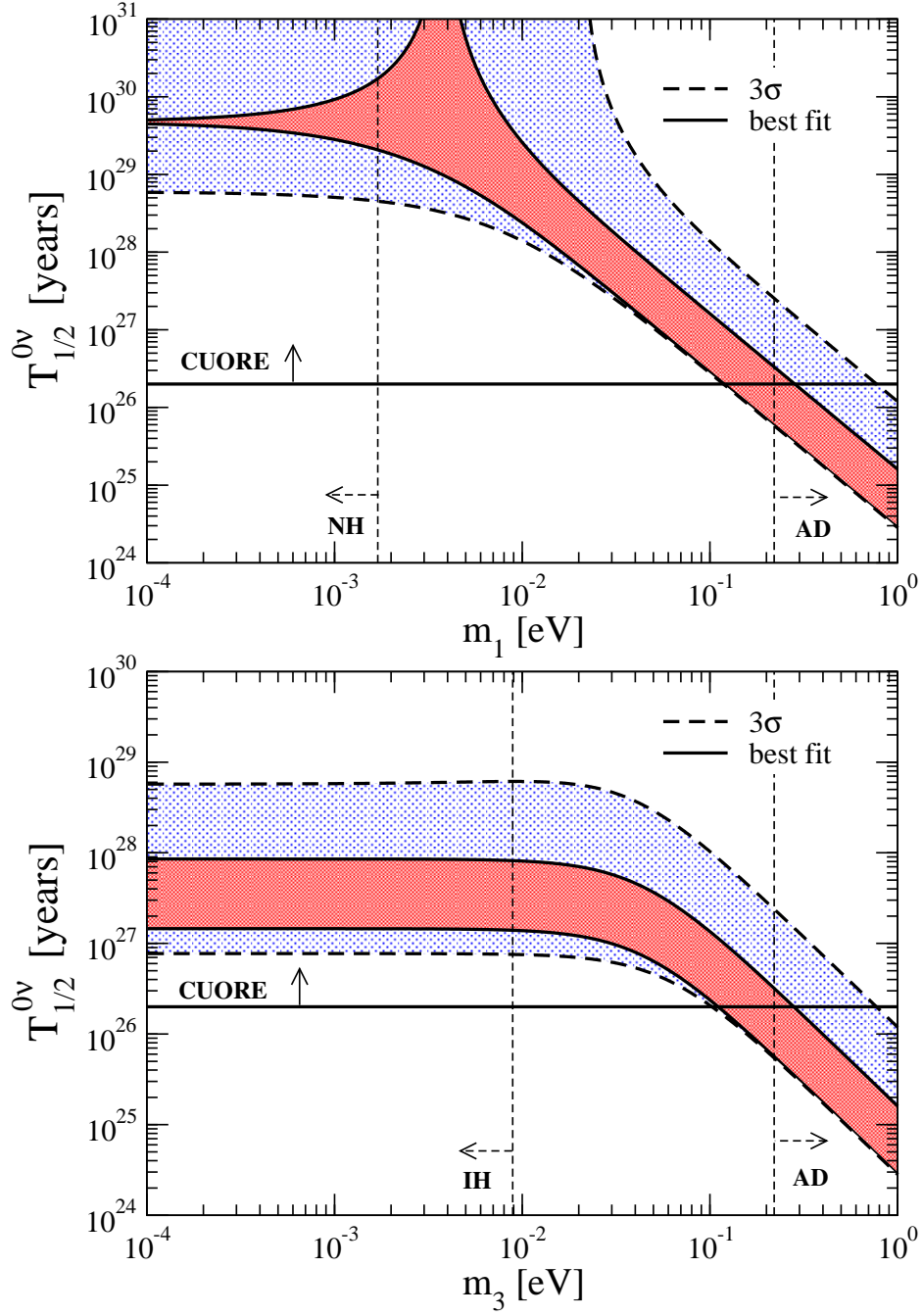


Fig. 4. The neutrinoless double beta half-life of  $^{130}\text{Te}$  as function of the lightest neutrino mass  $m_1$  (upper panel) and  $m_3$  (lower panel). Conventions are the same as in Fig. 2.

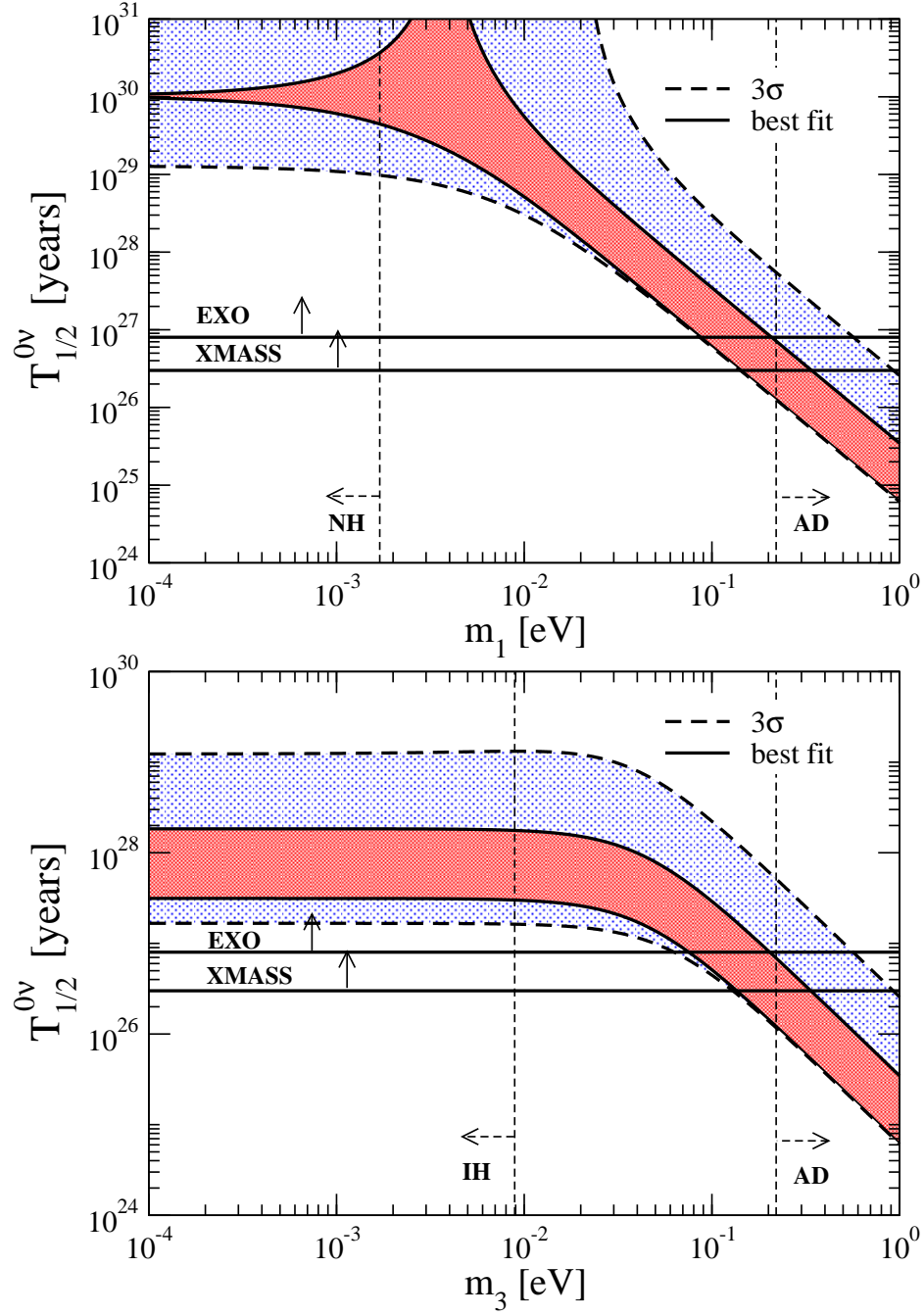


Fig. 5. The neutrinoless double beta half-life of  $^{136}\text{Xe}$  as function of the lightest neutrino mass  $m_1$  (upper panel) and  $m_3$  (lower panel). Conventions are the same as in Fig. 2.