

Optical Theorem, cutting rules and unstable particle's decay width

Yong Zhou, Cai-Dian Lü

CCAST (World Laboratory), P.O. Box 8730, Beijing 100080, China;

Institute of High Energy Physics, Academia Sinica, P.O. Box 918(4), Beijing 100039, China

We have studied the relationship between the Optical Theorem and the *cutting rules*. Through carefully analytic calculations we find that they conflict with each other. In fact, according to the *cutting rules* the imaginary part of the forward scattering amplitude isn't proportional to the total cross section for production of all final states. This conclusion doesn't conflict with the unitarity of S-matrix, since in some specific circumstances radiative corrections may bring anomaly and break some symmetries of quantum field theory. On the other hand, the Breit-Wigner formula for unstable particles can be explained well as before.

PACS numbers: 11.55.-m, 11.55.Bq, 11.30.Qc

It is well known that the S-matrix is unitary: $S^\dagger S = 1$. Inserting $S = 1 + iT$ one has

$$-i(T - T^\dagger) = T^\dagger T. \quad (1)$$

Let us take the matrix element of this equation between two-particle states $|p_1 p_2\rangle$ and $|k_1 k_2\rangle$. To evaluate the right-hand side, we insert a complete set of intermediate states:

$$\langle p_1 p_2 | T^\dagger T | k_1 k_2 \rangle = \sum_n \left(\prod_{i=1}^n \int \frac{d^3 q_i}{(2\pi)^3} \frac{1}{2E_i} \right) \langle p_1 p_2 | T^\dagger | \{q_i\} \rangle \langle \{q_i\} | T | k_1 k_2 \rangle.$$

Now express the T-matrix elements as invariant matrix elements \mathcal{M} times 4-momentum-conserving delta functions. Identity Eq.(1) then becomes

$$2Im\mathcal{M}(k_1 k_2 \rightarrow p_1 p_2) = \sum_n \left(\prod_{i=1}^n \int \frac{d^3 q_i}{(2\pi)^3} \frac{1}{2E_i} \right) \mathcal{M}^*(p_1 p_2 \rightarrow \{q_i\}) \mathcal{M}(k_1 k_2 \rightarrow \{q_i\}) (2\pi)^4 \delta^{(4)} \left(k_1 + k_2 - \sum_i q_i \right)$$

times an overall delta function $(2\pi)^4 \delta^{(4)}(k_1 + k_2 - p_1 - p_2)$. Let us abbreviate this identity as

$$2Im\mathcal{M}(a \rightarrow b) = \sum_f \int d \prod_f \mathcal{M}^*(b \rightarrow f) \mathcal{M}(a \rightarrow f) \quad (2)$$

where the sum runs over all possible sets f of final-state particles. Setting $k_i = p_i$ and supplying the kinematic factors required by Eq.(2) to build a cross section, one will obtain the standard form of the optical theorem

$$Im\mathcal{M}(k_1 k_2 \rightarrow k_1 k_2) = 2E_{cm} p_{cm} \sigma_{tot}(k_1 k_2 \rightarrow anything), \quad (3)$$

where E_{cm} is the total center-of-mass energy and p_{cm} is the momentum of either particle in the center-of-mass frame. When consider a as one-particle state in Eq.(2), the optical theorem becomes its special form

$$Im\mathcal{M}(a \rightarrow a) = m_a \Gamma_a \quad (4)$$

where m_a and Γ_a are the one-particle state's mass and decay width, respectively.

In order to investigate how the identity of Eq.(2) arises in the perturbative Feynman diagram expansion, Cutkosky has proved that the physical discontinuity of any Feynman diagram, i.e. the double of the imaginary part of Feynman diagram, is given by the following algorithm, named *cutting rules* [1]:

1. Cut through the diagram in all possible ways such that the cut propagators can simultaneously be put on shell.
2. For each cut, replace $1/(p^2 - m^2 + i\epsilon) \rightarrow -2\pi i \delta(p^2 - m^2)$ in each cut propagator, then perform the loop integrals.
3. Sum the contributions of all possible cuts.

It has been suggested that using these *cutting rules* it is possible to prove the optical theorem of Eq.(2) to all orders in perturbation theory. We argue that the *cutting rules* are really the algorithm of computing the physical discontinuity of any Feynman diagram, but its results conflict with the optical theorem at the lowest order. We can see this point below.

The simplest example of the *cutting rules* is the calculations of the imaginary part of self-energy function. In Fig.1 we show the self-energy diagram cut according to the *cutting rules*.

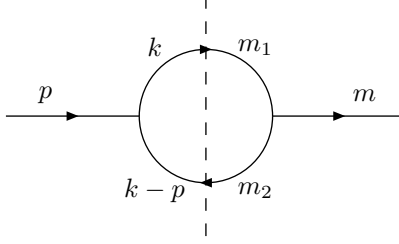


FIG. 1: The sketch of the self-energy diagram cut according to the *cutting rules*.

where m , m_1 and m_2 represent the masses of corresponding propagators, k is the loop momentum. According to the *cutting rules*, the corresponding result of Fig.1 is

$$i\text{Im}(-i) \int \frac{d^4k}{(2\pi)^4} \frac{1}{k^2 - m_1^2 + i\epsilon} \frac{1}{(k-p)^2 - m_2^2 + i\epsilon} = -i \frac{1}{2} \int \frac{d^4k}{(2\pi)^4} 2\pi i \delta(k^2 - m_1^2) 2\pi i \delta((k-p)^2 - m_2^2) \quad (5)$$

Based on the property of δ -function, Eq.(5) becomes

$$\begin{aligned} & i \frac{1}{2} \int \frac{d^3\mathbf{k}}{(2\pi)^2} \int dk_0 \frac{\delta(k_0 - E_1) + \delta(k_0 + E_1)}{|2k_0|} \frac{\delta(k_0 - p_0 - E_2) + \delta(k_0 - p_0 + E_2)}{|2(k_0 - p_0)|} \\ &= i \int \frac{d^3\mathbf{k}}{32\pi^2} \int dk_0 \frac{\delta(k_0 - E_1)\delta(k_0 - p_0 - E_2) + \delta(k_0 - E_1)\delta(k_0 - p_0 + E_2) + \delta(k_0 + E_1)\delta(k_0 - p_0 + E_2)}{|k_0(k_0 - p_0)|} \end{aligned} \quad (6)$$

where $E_1 = \sqrt{\mathbf{k}^2 + m_1^2}$, $E_2 = \sqrt{(\mathbf{k} - \mathbf{p})^2 + m_2^2}$. One can see from Eq.(6) that there are three δ function products contributing to the imaginary part of the self-energy function (another δ function product $\delta(k_0 + E_1)\delta(k_0 - p_0 - E_2)$ has been eliminated by the physical condition $p_0 = \sqrt{\mathbf{p}^2 + m^2} > 0$).

Since the self-energy function is proportional to the invariant matrix element $\mathcal{M}(p \rightarrow p)$, it is Lorentz invariant. So its imaginary part is also Lorentz invariant. Therefore Eq.(6) must be the function of Lorentz scalar p^2 and the particle's mass m , m_1 and m_2 . So under the on-shell condition $p^2 = m^2$ we can calculate Eq.(6) in a simple case: $\mathbf{p} = 0$ and $p_0 = m$. Thus Eq.(6) becomes (where $k = |\mathbf{k}|$):

$$\begin{aligned} & \frac{i}{32\pi^2} \int d\Omega_k \int k^2 dk \frac{\delta(\sqrt{k^2 + m_1^2} - m - \sqrt{k^2 + m_2^2}) + \delta(\sqrt{k^2 + m_1^2} - m + \sqrt{k^2 + m_2^2}) + \delta(\sqrt{k^2 + m_2^2} - m - \sqrt{k^2 + m_1^2})}{\sqrt{k^2 + m_1^2} \sqrt{k^2 + m_2^2}} \\ &= \frac{ik_a}{8\pi} \left(\frac{\theta[m_1 - m - m_2]}{\sqrt{k_a^2 + m_1^2} - \sqrt{k_a^2 + m_2^2}} + \frac{\theta[m - m_1 - m_2]}{\sqrt{k_a^2 + m_1^2} + \sqrt{k_a^2 + m_2^2}} + \frac{\theta[m_2 - m - m_1]}{\sqrt{k_a^2 + m_2^2} - \sqrt{k_a^2 + m_1^2}} \right) \end{aligned} \quad (7)$$

where θ is the Heaviside function, and

$$k_a = \sqrt{m^4 + m_1^4 + m_2^4 - 2m^2m_1^2 - 2m^2m_2^2 - 2m_1^2m_2^2} / (2m). \quad (8)$$

Input Eq.(8) into Eq.(7) the final result is

$$\begin{aligned} i\text{Im}(-i) \int \frac{d^4k}{(2\pi)^4} \frac{1}{k^2 - m_1^2 + i\epsilon} \frac{1}{(k-p)^2 - m_2^2 + i\epsilon} &= \frac{i}{16\pi m^2} \sqrt{m^4 + m_1^4 + m_2^4 - 2m^2m_1^2 - 2m^2m_2^2 - 2m_1^2m_2^2} \\ &\times (\theta[m - m_1 - m_2] + \theta[m_1 - m - m_2] + \theta[m_2 - m - m_1]). \end{aligned} \quad (9)$$

One can see that there are three θ functions in the imaginary part of self-energy function. The first θ function of Eq.(9) is needed by the optical theorem, which represents the contribution of process of incoming particle with mass m “decaying” into two particles with masses m_1 and m_2 . But the other two θ functions obviously violate the optical theorem, since they must be not present in the self-energy function according to the optical theorem.

We argue that the other two θ functions $\theta[m_1 - m - m_2]$ and $\theta[m_2 - m - m_1]$ are indeed present in the self-energy function. The origin of all of the three θ functions in Eq.(9) can be clearly demonstrated in Fig.2, where the arrow's direction represents the propagating direction of “real” particle, i.e. the momentum on the propagator satisfying on-shell condition and its energy component being positive – different from Fig.1.

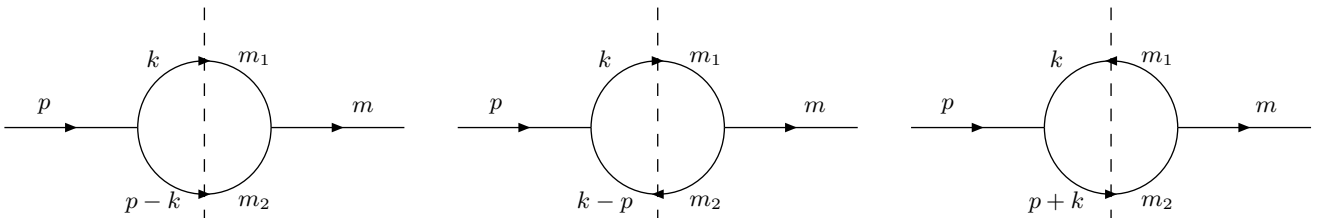


FIG. 2: The cut self-energy diagrams marked with the "real" particle's propagating direction.

One can see that each diagram in Fig.2 contributes a respective θ function in Eq.(9). Obviously only the first diagram in Fig.2 satisfies the optical theorem, the other two diagrams violate it. Yet the contributions of the other two diagrams cannot be eliminated because the only difference between the first diagram and the other two diagrams is the "real" particle's propagating directions and one knows that no any "real" particle's propagating direction is particular. In other words, all of the diagrams with different "real" particle's propagating directions are even in contributing to the amplitude $\mathcal{M}(p \rightarrow p)$. One can see this point more clearly in the process of one particle decaying into two particles. There are nine diagrams contributing to the imaginary part of physical $1 \rightarrow 2$ amplitude, as shown in Fig.3.

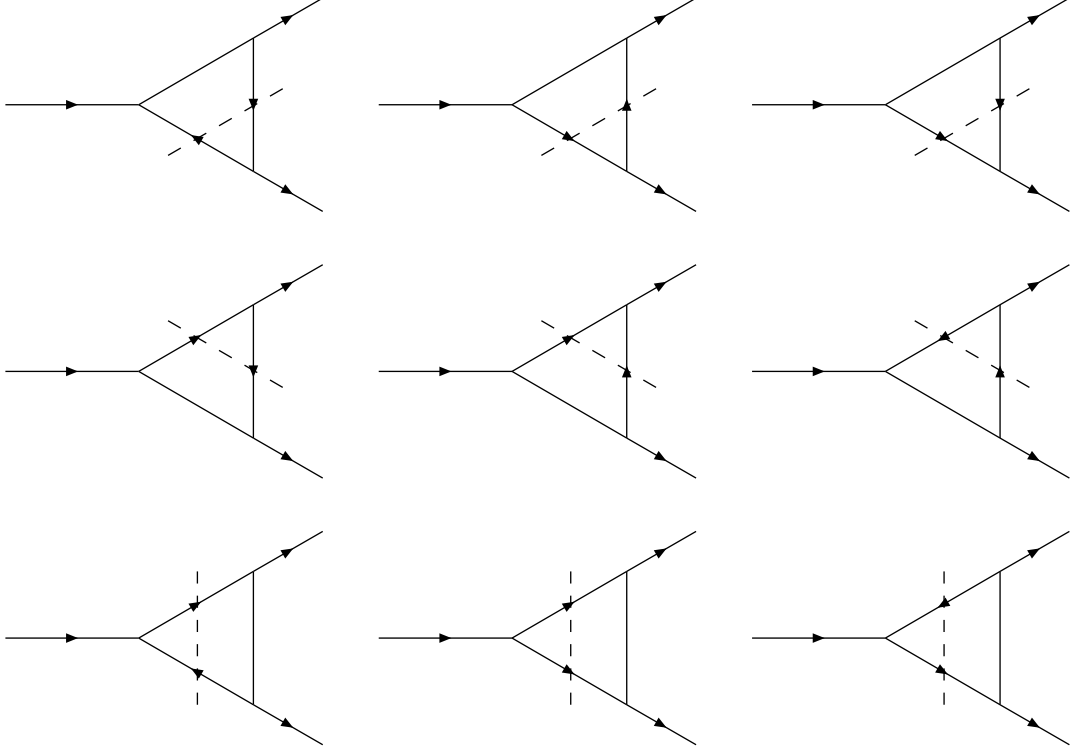


FIG. 3: Three-point diagrams contributing to the imaginary part of physical $1 \rightarrow 2$ amplitude marked with the "real" particle's propagating directions.

From Fig.3 it is very clear that there is no reasonable reason to eliminate the contribution of any of the nine diagrams, simultaneously keep the contributions of the others.

On the other hand, the imaginary part of physical amplitude can also be calculated by using the usual algorithm: Feynman parameterization, *Wick rotation* and Dimensional regularization [2]. In the usual algorithm the imaginary part of self-energy function is:

$$\begin{aligned}
 & i\text{Im}(-i)\mu^{4-D} \int \frac{d^D k}{(2\pi)^D} \frac{1}{k^2 - m_1^2 + i\epsilon} \frac{1}{(k-p)^2 - m_2^2 + i\epsilon} \\
 &= i\mu^{4-D} \text{Im} \int_0^1 dx \frac{2\pi^{D/2}}{\Gamma(D/2)(2\pi)^D} \int_0^\infty dl_E \frac{l_E^{D-1}}{(l_E^2 + \Delta - i\epsilon)^2} \\
 &= i\mu^{4-D} \text{Im} \int_0^1 dx \frac{\pi^{D/2}}{\Gamma(D/2)(2\pi)^D \Delta^{2-D/2}} \int_0^1 dy y^{1-D/2} (1-y)^{D/2-1} \\
 &= i\mu^{4-D} \text{Im} \frac{1}{(4\pi)^{D/2}} \frac{\Gamma(2-D/2)}{\Gamma(2)} \int_0^1 dx \left(\frac{1}{\Delta}\right)^{2-D/2} \\
 &= \frac{i}{16\pi^2} \text{Im} \left[\frac{2}{4-D} - \gamma + \ln 4\pi - \int_0^1 dx \ln \frac{\Delta}{\mu^2} \right] \\
 &= \frac{i}{16\pi m^2} \sqrt{m^4 + m_1^4 + m_2^4 - 2m^2 m_1^2 - 2m^2 m_2^2 - 2m_1^2 m_2^2} \theta[m - m_1 - m_2]
 \end{aligned} \tag{10}$$

where D is the space-time dimensionality, μ is an arbitrary energy scale, γ is the Euler's constant, and

$$\Delta = x^2 p^2 - x(p^2 + m_1^2 - m_2^2) + m_1^2.$$

Eqs.(10) satisfies the optical theorem, but is different from Eq.(9). Now a question arises: which result is true? We argue that Eqs.(10) is wrong because there is a mistake at the third line of Eqs.(10): from the second line to the third line a substitution $y = \Delta/(l_E^2 + \Delta)$ has been used; when $\Delta > 0$ y is limited in the region $(0, 1)$, when $\Delta < 0$ the region which y is limited in isn't $(0, 1)$ any more, but is $(-\infty, 0) \cup (1, +\infty)$; thus when $\Delta < 0$ Eqs.(10) must be wrong. In the case $\Delta < 0$ we can evaluate the integral of l_E in complex plane. The integral contour of l_E in complex plane is shown in Fig.4.

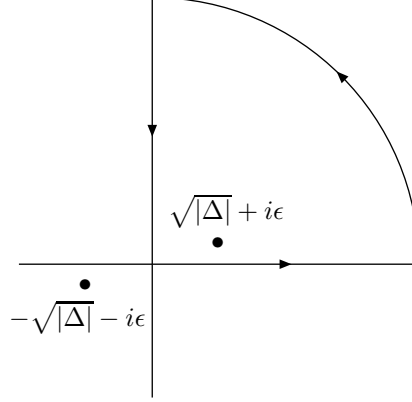


FIG. 4: The integral contour of l_E in Eqs.(10) in complex plane when $\Delta < 0$.

Using the residue theorem one obtains:

$$2\pi i \frac{D-2}{4} |\Delta|^{D/2-2} = \int_0^\infty dl \frac{l^{D-1}}{(l^2 + \Delta)^2} + \int_0^{\frac{\pi}{2}} d\theta \frac{iR^D e^{iD\theta}}{(R^2 e^{2i\theta} + \Delta)^2} + i \int_\infty^0 dl \frac{i^{D-1} l^{D-1}}{(\Delta - l^2)^2} \quad (11)$$

where R represents the radius of the infinity large Arc. Set $\epsilon = 4 - D$ and expand the result with respect to ϵ , one has

$$\begin{aligned} \int_0^{\frac{\pi}{2}} d\theta \frac{iR^D e^{iD\theta}}{(R^2 e^{2i\theta} + \Delta)^2} &= i \frac{\pi}{2} + O(\epsilon) \\ i \int_\infty^0 dl \frac{i^{D-1} l^{D-1}}{(\Delta - l^2)^2} &= \frac{-i^D}{2} \frac{1}{|\Delta|^{2-D/2}} \frac{\Gamma(2-D/2)\Gamma(D/2)}{\Gamma(2)} \\ &= -\frac{1}{\epsilon} + \frac{1}{2} + \frac{i\pi}{2} + \frac{1}{2} \ln |\Delta| + O(\epsilon) \end{aligned} \quad (12)$$

where the property of β function has been used. Combining Eqs.(11,12) one has

$$\int_0^\infty dl \frac{l^{D-1}}{(l^2 + \Delta)^2} = \frac{1}{\epsilon} - \frac{1}{2} - \frac{1}{2} \ln |\Delta| + O(\epsilon) \quad \Delta < 0. \quad (13)$$

Now we can re-calculate Eqs.(10) using the above equation. The final result is

$$\begin{aligned} &i \text{Im}(-i) \mu^{4-D} \int \frac{d^D k}{(2\pi)^D} \frac{1}{k^2 - m_1^2 + i\epsilon} \frac{1}{(k-p)^2 - m_2^2 + i\epsilon} \\ &= \frac{i}{16\pi^2} \text{Im} \left[\frac{2}{4-D} - \gamma + \ln 4\pi - \int_0^1 dx \ln \frac{|\Delta|}{\mu^2} \right] \\ &= 0. \end{aligned} \quad (14)$$

One can see that the imaginary part of the self-energy function disappears. Of course it isn't true since the imaginary part of self-energy function usually exists. We argue that the mistake may come from the process of Feynman parametrization, which changes the number of the pole in Eqs.(10) from four to two thus may eliminate some singularity of the Feynman amplitude. So the imaginary part of Feynman amplitude, i.e. the singularity of Feynman amplitude, must be calculated in other ways.

It is very strange and appalling that the unitarity of S-matrix is broken by the perturbative Feynman diagram expansion. One resolvent is to choose to keep the unitarity of S-matrix rather than the perturbative Feynman diagram expansion. But maybe the anomaly of perturbative Feynman diagram expansion is a natural thing in quantum field theory. In fact, in some specific circumstances, radiative corrections can destroy some symmetries of Lagrangian of the quantum field theory [3]. Since the imaginary part of physical amplitude comes from the contributions of the singularity of Feynman diagrams (see *cutting rules*), it may bring anomaly and break some symmetries of the quantum field theory. Similar example is that the conservation of the axial vector current in a massless theory is broken by the radiative corrections of the triangle diagrams [4]. Another example is the Nielsen identities about the gauge-parameter dependence in quark mixing matrix renormalization [5] are broken by the imaginary part of the physical amplitude [6].

There is still another question about the Breit-Wigner formula for unstable particles. The usual form of the Breit-Wigner formula for the cross section in unstable particle's resonant region is [7]:

$$\sigma \propto \left| \frac{1}{p^2 - m^2 + im\Gamma} \right|^2 \quad (15)$$

with Γ the unstable particle's decay width. The usual form of unstable particle's propagator in the resonant region is [8]

$$\text{---} \bullet \text{---} \sim \frac{iZ}{p^2 - m^2 + iIm\mathcal{M}(p \rightarrow p)} \quad (16)$$

with Z the unstable particle's wave-function renormalization constant. One may see that if Eq.(4) isn't true Eq.(15) and Eq.(16) are contradictory. But we argue that they are compatible with each other, because Eq.(15) consists of not only the contribution of Eq.(16), but also of the contributions of re-summation of other Feynman diagrams. This can be seen from the case of Higgs boson. In Fig.5 we show the Higgs self-energy diagrams which contribute to the gauge-parameter-dependent imaginary part of Higgs self-energy function. Only cared about the gauge-parameter-dependent

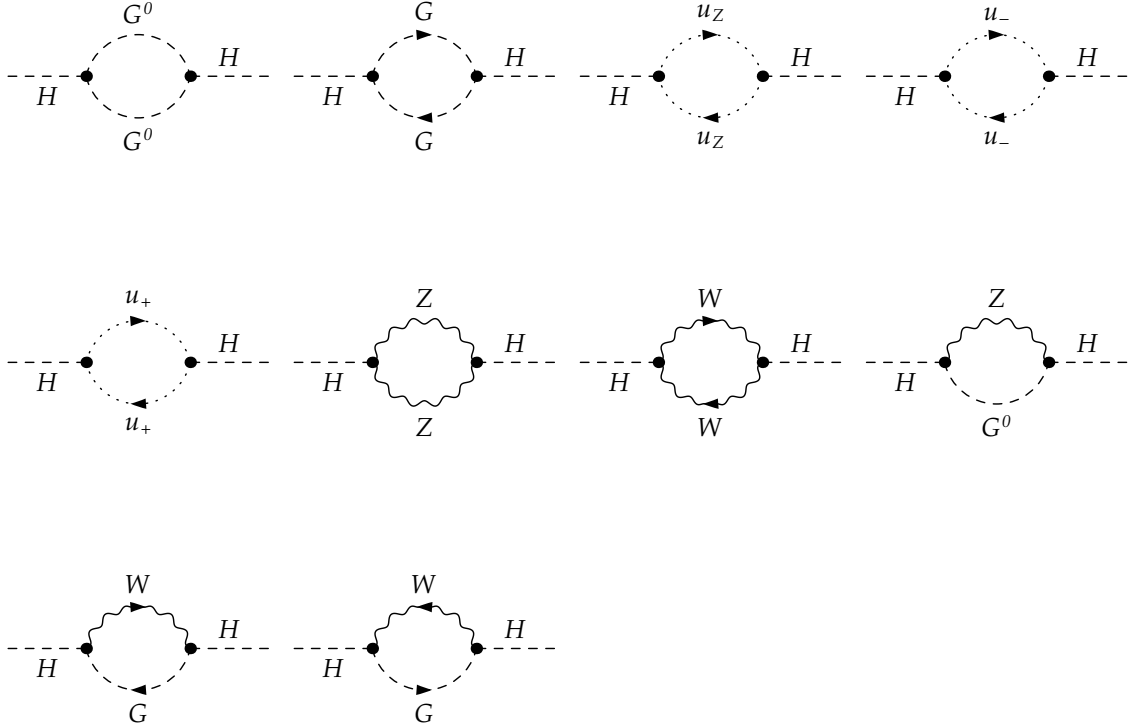


FIG. 5: Higgs self-energy diagrams contributing to the gauge-dependent imaginary part of Higgs self-energy function.

imaginary part of Higgs self-energy function, the result is

$$Im\mathcal{M}(H \rightarrow H)|_{\xi} = \frac{\alpha}{16s_W^2 p^2 M_W^2} (M_H^4 - p^4) \sqrt{p^2(p^2 - 4\xi_W M_W^2)} \theta[p^2 - 4\xi_W M_W^2]$$

$$+ \frac{\alpha}{32s_W^2 p^2 M_W^2} (M_H^4 - p^4) \sqrt{p^2(p^2 - 4\xi_Z M_Z^2)} \theta[p^2 - 4\xi_Z M_Z^2] \quad (17)$$

where the subscript ξ represents the gauge-parameter-dependent part of the quantity, α is the fine structure constant, s_W is the sine of the weak mixing angle θ_W , M_H is the Higgs boson mass, M_W and ξ_W is the W boson mass and its gauge parameter, M_Z and ξ_Z is the Z boson mass and its gauge parameter. Eq.(17) agrees with the result of Ref.[9]. From Eq.(17) one can see that when the momentum of Higgs propagator isn't on shell, $Im\mathcal{M}(H \rightarrow H)$ will be gauge-parameter-dependent. This conflicts with Eq.(15) because the cross section must be gauge-parameter-independent in spite of whether unstable particle is on its mass shell or not. Thus we know Eq.(15) doesn't only originate from Eq.(16), it also includes the contributions of re-summation of other Feynman diagrams which will absorb the gauge dependence included in the unstable particle's propagators in the resonant region.

In summary, we have carefully investigated the optical theorem and the *cutting rules*. We find that the optical theorem is broken by the singularity of the imaginary part of physical amplitude which is calculated by the *cutting rules*. As a consequence, the imaginary part of unstable particle's self-energy amplitude isn't proportional to its decay width. This conclusion doesn't conflict with the usual Breit-Wigner formula of Eq.(15) because the Breit-Wigner formula of Eq.(15) doesn't only include the contribution of unstable particle's propagators in the resonant region. In view of the complexity of the problems, our conclusions need to be more investigated in future.

Acknowledgments

One of the authors thanks Dr. Shuang-quan Zhang for his sincerely help (in his life). This work was supported by National Science Foundation of China under Grants No. 90103013 and 10135060.

-
- [1] R.E. Cutkosky, J. Math. Phys. **1**, 429 (1960).
 - [2] G.'t Hooft and M.J.G. Veltman, Nucl. Phys. **B44**, 189 (1972).
 - [3] M.E. Peskin and D.V. Schroeder, *An Introduction to Quantum Field Theory* Addison-Wesley Publishing Company 1995.
 - [4] S. Adler and W.A. Bardeen, Phys. Rev. **182** (1969) 1517; S. Adler, in Deser, et. al. (1970).
 - [5] P. Gambino, P.A. Grassi, F. Madricardo, Phys. Lett. B 454 (1998) 98;
D. Espriu, J. Manzano, P. Talavera, Phys. Rev. D**66** (2002) 076002.
 - [6] Yong Zhou, Cai-dian Lü, hep-ph/0312134.
 - [7] D. Wackerth, W. Hollik, Phys. Rev. D**55** (1997) 6788;
R.J. Eden, P.V. Landshoff, D.I. Olive, J.C. Polkinghorne, *The Analytic S-Matrix*, Cambridge University Press 1966.
 - [8] Arno R. Bohm, N.L. Harshman, Nucl. Phys. B**581** (2000) 91.
 - [9] B.A. Kniehl and A. Sirlin, Phys. Rev. Lett. **81**, 1373 (1998).