

Factorization and the Soft-Collinear Effective Theory: Color-Suppressed Decays

Sonny Mantry*, Dan Pirjol* and Iain W. Stewart¹*

**Center for Theoretical Physics, Laboratory for Nuclear Science and Department of Physics,
Massachusetts Institute for Technology, Cambridge, MA 02139*

Abstract. We discuss the soft-collinear effective theory (SCET) and kinematic expansions in B -decays, focusing on recent results for color suppressed $B \rightarrow D^{(*)}X$ decays. In particular we discuss model independent predictions for $\bar{B}^0 \rightarrow D^0 \pi^0$ and $\bar{B}^0 \rightarrow D^{*0} \pi^0$, and update the comparison using new experimental data. We show why HQET alone is insufficient to give these results. SCET predictions are also reviewed for other B and Λ_b decay channels that are not yet tested by data.

INTRODUCTION

The soft-collinear effective theory [1, 2, 3, 4] (SCET) provides a formalism for systematically investigating processes with both energetic and soft hadrons based solely on the underlying structure of QCD. Essentially all known methods for simplifying QCD predictions, without introducing model dependent assumptions, depend on exploiting hierarchies of mass scales. For predictions based on SU(3) symmetry we exploit the fact that $m_{u,d,s}/\Lambda \ll 1$, and expect corrections at the $\sim 30\%$ level. In lattice QCD simulations we choose our lattice spacing $a \ll 1/\Lambda$ and volume $V \gg 1/\Lambda^3$ so that we can focus on non-perturbative effects at scales $\sim \Lambda$. In SCET we expand in $\Lambda/Q \ll 1$, with the large momentum of an energetic hadron or jet being $\sim Q$. For B decays corrections will be at the ~ 20 – 30% level depending on the energy scale Q .

Most effective theories that we are familiar with are designed to separate the physics for hard $p_h^2 \simeq Q^2$ and soft $p_s^2 \ll Q^2$ momenta. Examples include the electroweak Hamiltonian, chiral perturbation theory, heavy quark effective theory, and non-relativistic QCD. In SCET we incorporate an additional possibility, namely energetic hadrons where the constituents have momenta p_c^μ nearly collinear to a light-like direction n^μ . Both the energetic hadron and its collinear constituents have $\bar{n} \cdot p_c \sim Q$, where we have made use of light-cone coordinates $(p_c^+, p_c^-, p_c^\perp) = (n \cdot p_c, \bar{n} \cdot p_c, p_c^\perp)$. The collinear constituents still have small offshellness $p_c^2 \sim p_s^2$. The pro-

cess of disentangling the interactions of hard-collinear-soft particles is known as factorization, and is simplified by the SCET framework.

Much like any effective theory the basic ingredients of SCET are its field content, power counting, and symmetries. The Lagrangian and operators, are organized in a series where only $\mathcal{L}^{(0)}$ and $\mathcal{O}^{(0)}$ are relevant at LO, an additional $\mathcal{L}^{(1)}$ or $\mathcal{O}^{(1)}$ is needed at NLO, etc. The expansion parameter will be $\lambda = \sqrt{\Lambda_{\text{QCD}}/Q}$ or $\eta = \Lambda_{\text{QCD}}/Q$ depending on whether the collinear fields describe an energetic jet of hadrons or an individual energetic hadron. The effective theory with an expansion in λ is called SCET_I, while the one with an expansion in η is called SCET_{II}. In processes such as color-suppressed decays the separation of scales is $Q^2 \gg Q\Lambda \gg \Lambda^2$ and the chain QCD–SCET_I–SCET_{II} proves to be useful. The intermediate theory SCET_I provides the dynamics to rearrange soft and collinear quark lines so that they can end up in soft and energetic hadrons. The final theory SCET_{II} describes the universal low energy hadronic matrix elements. In the case of color-suppressed decays $B \rightarrow D^{(*)}M$ these are light-cone distribution functions $\phi_M(x)$ where $M = \pi, \rho, K$, or K^* and two generalized parton distribution functions $S^{(0,8)}(k_1^+, k_2^+)$ for the $B \rightarrow D^{(*)}$ transition.

COLOR-SUPPRESSED DECAYS AND SCET

Color-suppressed decays were investigated in Ref. [5] using SCET. For $B \rightarrow D\pi$ decays the four quark oper-

¹ Plenary talk given by I.S. at the 9'th International Conference on B Physics at Hadron Machines (Beauty, 2003). MIT-CTP 3462

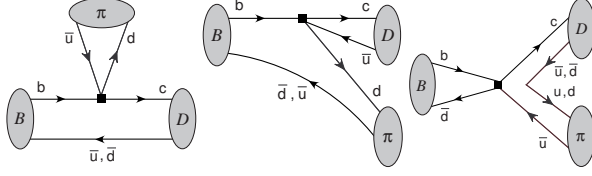


FIGURE 1. $B \rightarrow D\pi$ flavor topologies, T, C, and E respectively. For the color-suppressed decays only C and E contribute.

ators which contribute are $[\Gamma = V - A]$

$$H_W = \frac{G_F V_{cb} V_{ud}^*}{\sqrt{2}} [C_1 (\bar{c}b)_\Gamma (\bar{d}u)_\Gamma + C_2 (\bar{c}_i b_j)_\Gamma (\bar{d}_j u_i)_\Gamma], \quad (1)$$

with flavor contractions shown by the Fig. 1 diagrams. For the amplitudes we use $A_{+-} = A(\bar{B}^0 \rightarrow D^+ \pi^-)$, $A_{0-} = A(B^- \rightarrow D^0 \pi^-)$, and $A_{00} = A(\bar{B}^0 \rightarrow D^0 \pi^0)$. Written in terms of isospin amplitudes

$$\begin{aligned} A_{+-} &= T + E = \frac{1}{\sqrt{3}} A_{3/2} + \sqrt{\frac{2}{3}} A_{1/2}, \\ A_{0-} &= T + C = \sqrt{3} A_{3/2}, \\ A_{00} &= \frac{C - E}{\sqrt{2}} = \sqrt{\frac{2}{3}} A_{3/2} - \frac{1}{\sqrt{3}} A_{1/2}. \end{aligned} \quad (2)$$

The amplitudes for decays to $B \rightarrow D^{(*)} \rho$ are defined in a similar fashion.

In the large N_c limit $C/T \sim E/T \sim 1/N_c$ (where we take $C_1 \sim 1$ and $C_2 \sim 1/N_c$). The color-allowed amplitudes A_{+-} and A_{0-} are described by a factorization theorem [6, 7, 8], proven with SCET [9]

$$A^{(*)} = N^{(*)} \xi(w_{\max}) \int_0^1 dx T^{(*)}(x, m_c/m_b) \phi_\pi(x) + \dots, \quad (3)$$

where $\xi(w_{\max})$ is the Isgur-Wise function at maximum recoil, $\phi_\pi(x)$ is the light-cone distribution function for the pion, $T = 1 + O(\alpha_s)$ is the hard scattering kernel, and $N^{(*)} = \frac{G_F}{\sqrt{2}} V_{cb} V_{ud}^* E_\pi f_\pi \sqrt{m_{D^{(*)}} m_B} (1 + m_B/m_{D^{(*)}})$. The ellipses in Eq. (3) denote terms suppressed by Λ/Q where $Q = \{m_b, m_c, E_\pi\}$. In the heavy quark limit, Eq. (3) predicts $A = A^*$, so $Br(\bar{B}^0 \rightarrow D^+ \pi^-) = Br(\bar{B}^0 \rightarrow D^{*+} \pi^-)$ and $Br(B^- \rightarrow D^0 \pi^-) = Br(B^- \rightarrow D^{*0} \pi^-)$. This agrees well with the experimental results [10, 11], which yield

$$\begin{aligned} \frac{Br(\bar{B}^0 \rightarrow D^{*+} \pi^-)}{Br(\bar{B}^0 \rightarrow D^+ \pi^-)} &= 1.03 \pm 0.14, \\ \frac{Br(B^- \rightarrow D^{*0} \pi^-)}{Br(B^- \rightarrow D^0 \pi^-)} &= 0.93 \pm 0.11. \end{aligned} \quad (4)$$

Eq. (3) also predicts $A_{+-} = A_{0-}$, however experimentally $|A_{0-}/A_{+-}| = 0.77 \pm 0.05$ for $D\pi$ and 0.81 ± 0.05 for $D^* \pi$. We will see that the reduction of these numbers

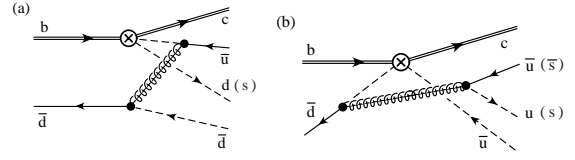


FIGURE 2. Diagrams in SCET_I for tree level matching. \otimes denotes the operator $Q_j^{(0,8)}$ and the dots are insertions of $\mathcal{L}_{\xi q}^{(1)}$. The solid lines and double solid lines carry momenta $p^\mu \sim \Lambda$ and form the B and D . The dashed lines are energetic collinear quarks that form the light meson M .

from 1 are explained by an SCET power correction. Other mechanisms for testing factorization for color-allowed decays include using multibody states to make tests as a function of q^2 or w_{\max} [12], looking for decays which do not occur in naive-factorization [13], or tests using inclusive $B \rightarrow D^{(*)} X$ spectra or the equality of rates for particular multibody final states X [14].

The color-suppressed amplitude A_{00} has contributions from C and E , but not T . With large N_c very little can be said about the C and E contributions, besides the fact that we expect $A_{00} < A_{+-} \sim A_{0-}$. In SCET the amplitudes C and E are suppressed by Λ/E_π relative to T . Despite this power suppression, predictive power is retained since only a single type of SCET_I time ordered product contributes to give the proper quark rearrangement, $T(Q_j^{(0,8)}(0), i\mathcal{L}_{\xi q}^{(1)}(x), i\mathcal{L}_{\xi q}^{(1)}(y))$ [5]. This combination contributes to both C and E as shown in Fig. 2.

When matched onto SCET_{II} the time-ordered product gives a product of soft $O_s^{(0,8)}$ and collinear O_c operators. Thus $\langle D^{(*)} \pi | O_s^{(0,8)} O_c | B \rangle = \langle D^{(*)} | O_s^{(0,8)} | B \rangle \langle \pi | O_c | 0 \rangle$. The soft operator $[P_L = (1 - \gamma_5)/2]$

$$O_s^{(0)} = (\bar{h}_v^{(c)} S) \not{P}_L (S^\dagger h_v^{(b)}) (\bar{d} S)_{k_1^+} \not{P}_L (S^\dagger u)_{k_2^+}, \quad (5)$$

while $O_s^{(8)}$ is identical but with color structure $T^A \otimes T^A$. In addition there are operators encoding “long” distance contributions in SCET_{II} that are the same order in Λ/Q . These come from the region of momentum space for Fig. 2 where the gluon still has $p^2 \sim Q\Lambda$, but the quark propagator has $p^2 \sim \Lambda^2$.

Using heavy quark symmetry one can prove

$$\langle D^{(*)} | O_s^{(0,8)} | B \rangle = S_L^{(0,8)}(k_1^+, k_2^+), \quad (6)$$

so that the matrix elements for $\bar{B}^0 \rightarrow D^0 \pi^0$ and $\bar{B}^0 \rightarrow D^{*0} \pi^0$ are the same [5]. Furthermore, $S_L^{(0,8)}$ are complex from their dependence on n^μ , the *direction* of the light meson, and encode a non-perturbative strong phase shift. This leads to the predictions

$$\delta(D^* \pi) = \delta(D \pi), \quad (7)$$

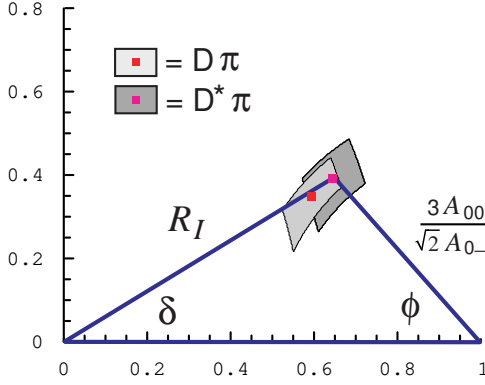


FIGURE 3. Experimental data for the $D\pi$ and $D^*\pi$ isospin triangles. This figure updates the one in Ref. [5] to include the recent BaBar data.

$$Br(\bar{B}^0 \rightarrow D^{*0}\pi^0) = Br(\bar{B}^0 \rightarrow D^0\pi^0),$$

where $\delta = \arg(A_{1/2}A_{3/2}^*)$ is the strong phase shift between isospin amplitudes. The predictions in Eq. (7) have corrections at $O(\alpha_s(Q))$ and $O(\Lambda/Q)$. For $M = \pi^0, \rho^0$ the long distance amplitude is suppressed by $\alpha_s(Q)$. The current experimental data [15, 16, 17] gives the world averages [branching ratios below are in units of 10^{-3}]

$$\begin{aligned} Br(D^0\pi^0) &= 0.29 \pm 0.03, \quad \delta(D\pi) = 30.4 \pm 4.8^\circ, \\ Br(D^{*0}\pi^0) &= 0.26 \pm 0.05, \quad \delta(D^*\pi) = 31.0 \pm 5.0^\circ, \end{aligned} \quad (8)$$

showing good agreement with Eq. (7). If further data indicates agreement of the angles beyond the current 17% level then this would be an indication that Λ/Q corrections to Eq. (7) are smaller than expected (or perhaps absent), and the same applies for the ratios in Eq. (4). The agreement can also be shown graphically. The isospin relation between amplitudes implies that

$$1 = R_I + \frac{3}{\sqrt{2}} \frac{A_{00}}{A_{0-}}, \quad (9)$$

where $R_I = A_{1/2}/(\sqrt{2}A_{3/2}) = (A_{+-} - A_{00}/\sqrt{2})/A_{0-}$. Eq. (9) can be represented by a triangle in the complex plane. The current world averages for $D\pi$ and $D^*\pi$ are shown in Fig. 3, where the overlap of the 1- σ regions indicates the agreement.

It is useful to note that Eq. (7) provides a sensitive test of SCET-factorization, and not just heavy quark symmetry. The basic reason is that apriori “soft” gluon exchange between the b or c and the light quarks in the pion spoils the prediction. To see this more clearly we can consider using just HQET with full QCD for the light quarks. In this case the amplitude would be

$$\langle D^{(*)0}\pi^0 | (\bar{h}_v^{(c)} \gamma^\mu P_L h_v^{(b)}) (\bar{d} \gamma_\mu P_L u) | B^0 \rangle / \sqrt{m_{B^0} m_{D^0}}$$

$$\begin{aligned} &= \text{Tr}[\bar{H}_v^{(c)} \gamma^\mu P_L H_v^{(b)} X_\mu] \\ &+ \frac{1}{m_c} \text{Tr}[\bar{H}_v^{(c)} i\sigma^{\alpha\beta} \frac{1+\not{v}}{2} \gamma^\mu P_L H_v^{(b)} R_{\mu\alpha\beta}] + \dots \end{aligned} \quad (10)$$

where H_v and $H_{v'}$ are HQET superfields and X_μ and $R_{\mu\alpha\beta}$ are the most general tensor functions compatible with the symmetries of QCD. Here the $R_{\mu\alpha\beta}$ term has a chromomagnetic operator insertion, $\bar{h}_v \sigma_{\alpha\beta} G^{\alpha\beta} h_{v'}$ on the charm quark. Usually in HQET the $R_{\mu\alpha\beta}$ term would be suppressed relative to the X_μ term. However, in Eq. (10) the pion momentum $p_\pi^\mu = E_\pi n^\mu$ is an allowed four-vector in $R_{\mu\alpha\beta}$. Since $E_\pi/m_c \simeq 1.5$ the two terms are the same size (and this will also be the case for all other terms in the $1/m_c$ heavy quark expansion, i.e. the expansion does not converge). Since $E_\pi \simeq 2.3$ GeV the “soft” gluons are carrying hard momenta. Terms like $R_{\mu\alpha\beta}$ break the heavy quark spin symmetry and give $A(\bar{B}^0 \rightarrow D^{*0}\pi^0) \neq A(\bar{B}^0 \rightarrow D^0\pi^0)$. In contrast, with SCET we can expand in Λ/E_π and factorize away the energetic pion. Thus the matrix element in Eq. (6) has no E_π dependence and is part of a convergent expansion.

The SCET analysis also gives predictions for several channels where the data is not yet available. For instance, the analysis above also applies for the ρ , predicting

$$\begin{aligned} \delta(D^*\rho) &= \delta(D\rho), \\ Br(\bar{B}^0 \rightarrow D^{*0}\rho^0) &= Br(\bar{B}^0 \rightarrow D^0\rho^0). \end{aligned} \quad (11)$$

A similar prediction can be made for decays to $D_s^{(*)}K^{(*)}$ except in this case the long distance contributions to the amplitudes are not suppressed. This means that both longitudinal and perpendicular polarizations occur at the same order. The analog of Eq. (11) is therefore:

$$\begin{aligned} Br(\bar{B}^0 \rightarrow D_s^* K^-) &= Br(\bar{B}^0 \rightarrow D_s K^-), \\ Br(\bar{B}^0 \rightarrow D_s^* \bar{K}_{\parallel}^{*-}) &= Br(\bar{B}^0 \rightarrow D_s \bar{K}_{\parallel}^{*-}), \end{aligned} \quad (12)$$

where these color-suppressed decays are not part of an isospin triangle. Cabbibo suppressed decays to kaons are more analogous to $D\pi$ and $D\rho$, except that they also have long distance contributions which are not suppressed. In this case the analog of Eq. (11) is

$$\begin{aligned} \delta(D^* \bar{K}^0) &= \delta(D \bar{K}^0), \\ Br(\bar{B}^0 \rightarrow D^{*0} \bar{K}^0) &= Br(\bar{B}^0 \rightarrow D^0 \bar{K}^0), \\ \delta(D^* \bar{K}_{\parallel}^{*0}) &= \delta(D \bar{K}_{\parallel}^{*0}), \\ Br(\bar{B}^0 \rightarrow D^{*0} \bar{K}_{\parallel}^{*0}) &= Br(\bar{B}^0 \rightarrow D^0 \bar{K}_{\parallel}^{*0}). \end{aligned} \quad (13)$$

The predictions in Eqs. (11), (12), and (13) will be tested once data on $\bar{B}^0 \rightarrow D^{*0}\rho^0$, $\bar{B}^0 \rightarrow D_s^* K^{(*)-}$, and $\bar{B}^0 \rightarrow D^{*0} \bar{K}^{(*)0}$ become available. The significance of the long distance terms will be tested by comparing $Br(\bar{B}^0 \rightarrow D_{s\parallel}^* \bar{K}_{\parallel}^{*-})$ to $Br(\bar{B}^0 \rightarrow D_{s\perp}^* \bar{K}_{\perp}^{*-})$ or $Br(\bar{B}^0 \rightarrow D_{\parallel}^{*0} \bar{K}_{\parallel}^{*0})$ to $Br(\bar{B}^0 \rightarrow D_{\perp}^{*0} \bar{K}_{\perp}^{*0})$.

The full factorization theorem for color suppressed decays takes the form [5]

$$A_{00}^{D^{(*)}M} = N_0^M \int dx dz dk_1^+ dk_2^+ T_{L\bar{R}}^{(i)}(z) J^{(i)}(z, x, k_1^+, k_2^+) \times S^{(i)}(k_1^+, k_2^+) \phi_M(x) + A_{long}^{D^{(*)}M}. \quad (14)$$

where $T_{L\bar{R}}^{(i)}$ are hard scattering kernels and $N_0^M = G_F V_{cb} V_{ud}^* f_M \sqrt{m_B m_{D^{(*)}}}/2$. The non-perturbative dynamics is contained in ϕ_M , the light-cone distribution function for meson M , and $S^{(i)}$, $i = 0, 8$, a generalized parton distribution function for the $B \rightarrow D^{(*)}$ transition with k_1^+ and k_2^+ being momentum fractions of the light spectator quarks. Finally, the jet function $J^{(i)}$ is sensitive to physics at the $\mu^2 \sim E_M \Lambda$ scale and is responsible for the quark rearrangement.

The predictions discussed above are all valid independent of the form of $J^{(i)}$, meaning to all orders in $\alpha_s(\mu_0)$ at the intermediate scale, $\mu_0^2 \sim E_M \Lambda$. If we expand J in powers of $\alpha_s(\mu_0)$ then this introduces additional uncertainty, but gives further predictions. At lowest order we have

$$A_{00}^{D^{(*)}M} = N_0^M C_L^{(0)} \frac{16\pi\alpha_s(\mu_0)}{9} s_{\text{eff}}(\mu_0) \langle x^{-1} \rangle_M, \quad (15)$$

where $C_L^{(0)} = C_1 + C_2/3$, $\langle x^{-1} \rangle_M = \int dx/x \phi_M(x)$, and $s_{\text{eff}} = -s^{(0)} + C_2/(4C_1 + 4/3C_2) s^{(8)}$ with $s^{(0,8)} = \int dk_1^+ dk_2^+ / (k_1^+ k_2^+) S^{(0,8)}(k_1^+, k_2^+)$. Corrections to Eq. (15) are $O(\alpha_s(\mu_0))$ and $O(\Lambda/Q)$. At this order the strong phase ϕ in Fig. 3 is generated by s_{eff} and so is independent of whether $M = \pi$ or $M = \rho$. Therefore, we predict that ϕ is universal for $D^{(*)}\pi$ and $D^{(*)}\rho$.

For the ratio of charged amplitudes Eq. (15) can be used to predict the leading power correction,

$$R_c^{D^{(*)}M} = \frac{A(\bar{B}^0 \rightarrow D^{(*)+}M^-)}{A(B^- \rightarrow D^{(*)0}M^-)} \quad (16)$$

$$= 1 - \frac{16\pi\alpha_s m_{D^{(*)}}}{9(m_B + m_{D^{(*)}})} \frac{\langle x^{-1} \rangle_M}{\xi(\omega_0)} \frac{s_{\text{eff}}}{E_M}.$$

A value $s_{\text{eff}} \simeq (430 \text{ MeV}) e^{i44^\circ}$ gives $|R_c^{D\pi}| \simeq 0.8$, fitting the experimental values given below Eq. (4) with parameters of natural size. In naive factorization the correction term in R_c would depend on the decay constant f_M , however for the true factorization theorem that gives Eq. (16) this turns out not to be the case. The observed similarity between R_c for $D\pi$ and $D\rho$ can be explained by having $\langle x^{-1} \rangle_\pi \simeq \langle x^{-1} \rangle_\rho$ and is not spoiled by the fact that $f_\rho/f_\pi \simeq 1.6$. Experimentally [11]

$$\frac{|R_c^{D\pi}|}{|R_c^{D\rho}|} = 0.96 \pm 0.13. \quad (17)$$

With this approximate equality and the $\phi^\pi = \phi^\rho$ prediction, we would expect that the strong phase $\delta^{D\rho} \simeq \delta^{D\pi}$,

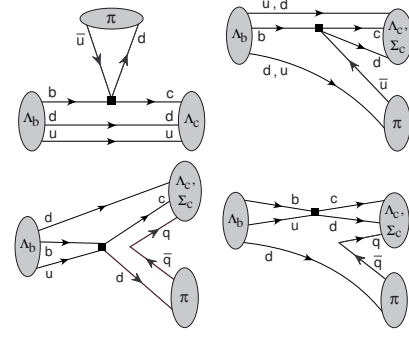


FIGURE 4. Classes of diagrams for Λ_b decays, giving amplitudes T (tree) and C (color-commensurate) for the top two diagrams, and E (exchange), and B (bow-tie) for the bottom two. Bow-tie diagrams are unique to baryon decays [24].

or in other words that the $D\pi$ and $D\rho$ triangles (as in Fig. 3) will be similar. If this turns out not to be the case then it would indicate that there are substantial $\alpha_s^2(\mu_0)$ corrections to $J^{(0,8)}$. This would mean that the subset of predictions that follow from Eq. (15), which depend on a perturbative expansion for $J^{(0,8)}$, should not be trusted. Predictions for color-suppressed decays using other methods have been discussed in Refs. [23, 18, 19, 20, 21, 22].

BARYON DECAYS

Recently, the authors in Ref. [24] have used SCET to make model-independent factorization predictions for baryon decays. The main results for $\Lambda_b \rightarrow \Lambda_c \pi$, $\Lambda_c \rho$, $\Sigma_c^{(*)} \pi$, $\Sigma_c^{(*)} \rho$, and $\Xi_c^{(*)} K$ are briefly summarized here. The notation is $\Sigma_c = \Sigma_c(2455)$ and $\Sigma_c^* = \Sigma_c(2520)$.

The electroweak Hamiltonian for these baryon decays is in Eq. (1). The diagrams for the flavor contractions differ from the meson decays and are shown in Fig. 4. The decays to Λ_c get contributions from T , C , E , and B , decays to $\Sigma_c^{(*)}$ have contributions from C , E , and B , and decays to Ξ_c only from the E and B amplitudes.

In the large N_c limit $C/T \sim E/T \sim N_c^0$, while $B/T \sim N_c$. Thus, even $\Lambda_b \rightarrow \Lambda_c \pi$ decays do not factorize in the large N_c limit. The extra factors of N_c arise from the choice of which of the N_c quarks in the Λ_b and/or Λ_c participate in the weak interaction.

Expanding in Λ/Q where $Q = \{m_b, m_c, E_\pi\}$ using SCET one finds $C/T \sim E/T \sim \Lambda/Q$ and $B/T \lesssim \Lambda^2/Q^2$. For $\Lambda_b \rightarrow \Lambda_c \pi$ the leading order result is from T and gives

$$A^{\Lambda_c \pi} = N_L \zeta(w_{\text{max}}) \int_0^1 dx T_L(x, m_c/m_b) \phi_\pi(x) \quad (18)$$

$$+ N_R \zeta(w_{max}) \int_0^1 dx T_R(x, m_c/m_b) \phi_\pi(x) + \dots,$$

where $\zeta(w_{max})$ is the $\Lambda_b \rightarrow \Lambda_c$ Isgur-Wise function at maximum recoil, $T_{L,R}$ are hard scattering kernels, and $N_{L,R} = \sqrt{2} G_F V_{cb} V_{ud}^* E_\pi f_\pi \sqrt{m_{\Lambda_c} m_{\Lambda_b}} \bar{u}(v') \not{P}_{L,R} u(v)$ with $\bar{u}(v)u(v) = 2$ and the states normalized as in the PDG. The other factors are the analogs of those in Eq. (3). The value of $\zeta(w_{max})$ will be determined by q^2 spectrum measurements of $\Lambda_b \rightarrow \Lambda_c \ell \bar{\nu}_\ell$ which are not yet available. If $\zeta(w_{max})$ is similar to $\xi(w_{max})$ then Eq. (18) predicts that $Br(\Lambda_b \rightarrow \Lambda_c \pi) \sim 2 Br(\bar{B}^0 \rightarrow D^+ \pi^-)$ in agreement with the measurements from CDF [25].

For baryons the analog of the color-suppressed decays $\bar{B}^0 \rightarrow D^{(*)0} \pi^0$ are $\Lambda_b \rightarrow \Sigma_c^{(*)0} \pi^0$ and its isospin partner $\Lambda_b \rightarrow \Sigma_c^{(*)+} \pi^-$. The leading amplitudes are $C \sim E$, while B is suppressed by an additional Λ/Q . Using heavy quark symmetry on $\Lambda_b \rightarrow \Sigma_c^{(*)}$ matrix elements of the SCET operators $O_s^{(0,8)}$ gives [24]

$$\frac{Br(\Lambda_b \rightarrow \Sigma_c^* \pi)}{Br(\Lambda_b \rightarrow \Sigma_c \pi)} = 2, \quad (19)$$

up to corrections suppressed by Λ/Q or $\alpha_s(Q)$. Here $\Sigma_c^{(*)} \pi = \Sigma_c^{(*)0} \pi^0$ or $\Sigma_c^{(*)+} \pi^-$. A similar prediction is also made for decays to a ρ ,

$$\frac{Br(\Lambda_b \rightarrow \Sigma_c^* \rho)}{Br(\Lambda_b \rightarrow \Sigma_c \rho)} = 2. \quad (20)$$

Using $\Sigma_c^{(*)0} \rho^0 \rightarrow \Lambda_c \pi^- \pi^+ \pi^-$ Eq. (20) may be easier to test experimentally than Eq. (19). For decays involving cascades there can be sizeable long distance contributions, but we still expect

$$\begin{aligned} \frac{Br(\Lambda_b \rightarrow \Xi_c^* K)}{Br(\Lambda_b \rightarrow \Xi_c' K)} &= 2, \\ \frac{Br(\Lambda_b \rightarrow \Xi_c^* K_{||}^*)}{Br(\Lambda_b \rightarrow \Xi_c' K_{||}^*)} &= 2. \end{aligned} \quad (21)$$

The $Br(\Lambda_b \rightarrow \Xi_c K)$ is also expected to be of the same order of magnitude since it occurs at this order in the power counting.

CONCLUSION

In this talk we reviewed the SCET predictions for non-leptonic decays with charmed hadrons in the final state [5, 24]. This included the decays $\bar{B}^0 \rightarrow D^{(*)+} \pi^-$, $B^- \rightarrow D^{(*)0} \pi^-$, and $\Lambda_b \rightarrow \Lambda_c \pi$ which occur at leading order, as well as decays which are power suppressed, $\bar{B}^0 \rightarrow D^{(*)0} \pi^0$ and $\Lambda_b \rightarrow \Sigma_c^{(*)} \pi$. Analogous decays where

the π is replaced by a ρ or kaon were also discussed. For $\bar{B}^0 \rightarrow D^{(*)0} \pi^0$ we updated the experimental comparison in Fig. 3 and Eq. (8) to take into account the new BaBar results [17].

ACKNOWLEDGMENTS

I.S. would like to thank A. Leibovich, Z. Ligeti, and M. Wise for collaboration on the baryon results discussed here. This work was supported in part by the Department of Energy under the cooperative research agreement DF-FC02-94ER40818. I.S. was also supported by a DOE Outstanding Junior Investigator award.

REFERENCES

1. Bauer, C. W., Fleming, S., and Luke, M. E., *Phys. Rev.*, **D63**, 014006 (2001).
2. Bauer, C. W., Fleming, S., Pirjol, D., and Stewart, I. W., *Phys. Rev.*, **D63**, 114020 (2001).
3. Bauer, C. W., and Stewart, I. W., *Phys. Lett.*, **B516**, 134–142 (2001).
4. Bauer, C. W., Pirjol, D., and Stewart, I. W., *Phys. Rev.*, **D65**, 054022 (2002).
5. Mantry, S., Pirjol, D., and Stewart, I. W., *arXiv:hep-ph/0306254* (2003).
6. Dugan, M. J., and Grinstein, B., *Phys. Lett.*, **B255**, 583–588 (1991).
7. Politzer, H. D., and Wise, M. B., *Phys. Lett.*, **B257**, 399–402 (1991).
8. Beneke, M., Buchalla, G., Neubert, M., and Sachrajda, C. T., *Nucl. Phys.*, **B591**, 313–418 (2000).
9. Bauer, C. W., Pirjol, D., and Stewart, I. W., *Phys. Rev. Lett.*, **87**, 201806 (2001).
10. Ahmed, S., et al., *Phys. Rev.*, **D66**, 031101 (2002).
11. Hagiwara, K., et al., *Phys. Rev.*, **D66**, 010001 (2002).
12. Ligeti, Z., Luke, M. E., and Wise, M. B., *Phys. Lett.*, **B507**, 142–146 (2001).
13. Diehl, M., and Hiller, G., *JHEP*, **06**, 067 (2001).
14. Bauer, C. W., Grinstein, B., Pirjol, D., and Stewart, I. W., *Phys. Rev.*, **D67**, 014010 (2003).
15. Coan, T. E., et al., *Phys. Rev. Lett.*, **88**, 062001 (2002).
16. Abe, K., et al., *Phys. Rev. Lett.*, **88**, 052002 (2002).
17. Aubert, B., et al., *arXiv:hep-ex/0310028* (2003).
18. Chiang, C.-W., and Rosner, J. L., *Phys. Rev.*, **D67**, 074013 (2003).
19. Keum, Y.-Y., Kurimoto, T., Li, H. N., Lu, C.-D., and Sanda, A. I., *arXiv:hep-ph/0305335* (2003).
20. Chua, C.-K., Hou, W.-S., and Yang, K.-C., *Phys. Rev.*, **D65**, 096007 (2002).
21. Wolfenstein, L., *arXiv:hep-ph/0309166* (2003).
22. Calderon, G., Gerard, J. M., Pestieau, J., and Weyers, J., *arXiv:hep-ph/0311163* (2003).
23. Neubert, M., and Petrov, A. A., *Phys. Lett.*, **B519**, 50–56 (2001).
24. Leibovich, A. K., Ligeti, Z., Stewart, I. W., and Wise, M. B., *arXiv:hep-ph/0312319*, (2003).
25. Cdf collaboration, note 6396, <http://www-cdf.fnal.gov/physics/new/bottom/030702.blessed-lblcpi-ratio>, Tech. rep. (2002).