

Isospin Breaking in $K_{\ell 4}$ Decays of the Charged Kaon

V. Cuplov [†] A. Nehme [‡]

November 18, 2018

[†] Université de la Méditerranée
Centre de Physique Théorique
171 avenue de Luminy
F-13288 Marseille Cedex 9
cuplov@cpt.univ-mrs.fr

[‡] Université Sainte Marthe
Département de Physique
74 rue Louis Pasteur
F-84029 Avignon Cedex 1
Abass.Nehme@univ-avignon.fr

Abstract

The charged $K_{\ell 4}$ decay, $K^+ \rightarrow \pi^+ \pi^- \ell^+ \nu_\ell$ is studied in the framework of chiral perturbation theory based on the effective Lagrangian including mesons, photons, and leptons. We give analytic expressions for the two vectorial form factors, f and g , calculated at one-loop level in the presence of Isospin breaking effects. These expressions may then be used to disentangle the Isospin breaking part from the measured form factors and hence improve the accuracy in the determination of $\pi\pi$ scattering parameters from $K_{\ell 4}$ experiments.

keywords: Electromagnetic Corrections, Kaon Semileptonic Decay, Form Factors, Chiral Perturbation Theory.

Contents

1	Introduction	2
2	$K_{\ell 4}$ decay of the charged kaon	5
2.1	Matrix element	5
2.2	Form factors	5
2.3	Decay rate	6
3	Form factors to one-loop level	9
3.1	The effective Lagrangian	10
3.2	Leading order	14
3.3	Born contribution	14
3.4	Counter-terms contribution	16
3.5	Tadpole contribution	17
3.6	The s -channel contribution	17
3.7	The t -channel contribution	18
3.8	The u -channel contribution	20
3.9	Soft virtual photon contribution	20
4	Soft photon bremsstrahlung	27
4.1	The decay amplitude	28
4.2	The decay rate	28
4.3	Cancellation of infrared divergencies	29
5	Perspectives	30

1 Introduction

Nowadays, it is widely recognized that $\pi\pi$ scattering is the purest process allowing a direct probe of the Quantum Chromodynamics (QCD) ground state. This is due in part to the *fact* that pions are the lightest pseudo Goldstone bosons coupled to the vacuum thanks to the mechanism of spontaneous and explicit breaking of Chiral symmetry. Let N_f be the number of light quark flavors and denote by F_0 the coupling in question, then, the Goldstone's, ϕ^a , satisfy,

$$\langle 0 | A_\mu^a(0) | \phi^b(p) \rangle = i\delta^{ab} F_0 p_\mu, \quad a, b = 1, \dots, N_f^2 - 1, \quad (1)$$

where A_μ^a are the usual axial currents.

The coupling F_0 is given by the pion decay constant in the limit of vanishing masses for the N_f light quarks,

$$F_\pi = F_0 [1 + \mathcal{O}(m_q)] , \quad q = u, d, s . \quad (2)$$

The non vanishing of F_0 is a necessary and sufficient condition for the spontaneous breaking of Chiral symmetry [1]. While the occurrence of the latter mechanism is a fact, the way it occurs remains uncertain. It is currently *assumed* that, resting on large- N_c power counting grounds, the present mechanism is due to important quark condensation in the vacuum. To confirm or reject this assumption one has to *measure* the quark condensate, $\langle \bar{q}q \rangle$. To this end, it is convenient to consider the ratio [2],

$$X \doteq - \frac{(m_u + m_d) \langle \bar{q}q \rangle}{F_\pi^2 M_\pi^2} , \quad (3)$$

which vanishes for a vanishing quark condensate and equals one for large value of $\langle \bar{q}q \rangle$. In order to fix the value for X from experiment, it is interesting to perform accurate measurements of observables that are sensitive to variations of X . This is the case of low-energy $\pi\pi$ scattering. In fact, the latter is solely described in the threshold region in terms of the S -wave scattering lengths,

$$a_0^0 = \frac{M_\pi^2}{96\pi F_\pi^2} [5\alpha + 16\beta + \mathcal{O}(m_q)] , \quad (4)$$

$$a_0^2 = \frac{M_\pi^2}{48\pi F_\pi^2} [\alpha - 4\beta + \mathcal{O}(m_q)] , \quad (5)$$

where,

$$\alpha = 4 - 3X + \mathcal{O}(m_q) , \quad \beta = 1 + \mathcal{O}(m_q) . \quad (6)$$

For instance, the isoscalar scattering length, a_0^0 , varies by a factor 2 when X varies from 1 to zero. This sensitivity of $\pi\pi$ scattering to the size of the quark condensate is not only a feature of the leading order but, on the contrary, it persists at higher orders allowing $\pi\pi$ scattering to be the golden process for testing the mechanism of quark condensation [3].

The $\pi\pi$ scattering is experimentally accessible in $K_{\ell 4}$ and pionium decays. In fact, the partial wave expansion of $K_{\ell 4}$ form factors displays the $\pi\pi$ phase shifts as stated by the Watson final state interaction theorem [4, 5]. The

data on phase shifts can then be translated into a model-independent determination of scattering lengths by means of Roy equations [6]. Concerning the ponium characteristics such as its lifetime, τ , and $2S-2P$ strong energy level shift, ΔE_s , they give direct access to $\pi\pi$ scattering lengths via [7],

$$\tau \propto (a_0^0 - a_0^2)^2, \quad \Delta E_s \propto 2a_0^0 + a_0^2. \quad (7)$$

Once the results from the presently running DIRAC experiment are available, a_0^0 and a_0^2 should be determined with 5 to 10% accuracy [8]. On the other hand, the charged K_{e4} decay has been measured by the E865 experiment [9, 10] and the outgoing data have been analyzed in [11] and [12], independently. Before recalling the conclusions of both references, let us stress that the obtained value for a_0^0 is 7% accuracy and is compatible with the prediction of the standard power counting which rests on large N_c grounds. The analysis of Ref. [11] relies on chiral symmetry constraints which correlate the two scattering lengths. It yields a value for a_0^2 consistent with the standard counting prediction. Furthermore, if one combines the extracted values for the scattering lengths, the ratio (3) reads then, $X \sim 0.94$. As for the analysis performed in Ref. [12], it combines the data of the E865 experiment with an existing one in the isospin-two channel below 800 MeV without using the aforementioned chiral constraints. The conclusions of this analysis point out a discrepancy at the $1 - \sigma$ level between the extracted value for a_0^2 and the one predicted by the standard power counting. Moreover, the corresponding value for the ratio (3) was found to be, $X \sim 0.81$. In view of the “disagreement” between the results of the two analysis, and before drawing off any conclusion about the size of the quark condensate, it is necessary to devote much more effort at both the experimental and the theoretical levels. In this direction, new precise measurements of charged and neutral K_{e4} decay are currently taking data at CERN [13] and FNAL [14], respectively. This should be accompanied by an improvement of the accuracy in the theoretical prediction for the scattering lengths by evaluating isospin breaking effects in $\pi\pi$ scattering as well as in $K_{\ell 4}$ decays. While such effects in the former case are now under control at leading and next-to-leading orders [15, 16, 17, 18, 19, 20], we are interested in evaluating these effects at the same orders for the latter case. Recently, one of us has published the calculation of Isospin breaking effects in the $K_{\ell 4}$ decay of the neutral kaon [21]. The aim of the present work is to evaluate the same effects in the $K_{\ell 4}$ decay of the charged kaon.

2 $K_{\ell 4}$ decay of the charged kaon

The semileptonic $K_{\ell 4}$ decay of the charged kaon is given schematically by,

$$K^+(p) \longrightarrow \pi^+(p_1) \pi^-(p_2) \ell^+(p_l) \nu_\ell(p_\nu), \quad (8)$$

where the lepton, ℓ , is either a muon, μ , or an electron, e , and ν stands for the corresponding neutrino.

2.1 Matrix element

The decay (8) is described in terms of an invariant decay amplitude, \mathcal{A}^{+-} , defined via the matrix element,

$$\begin{aligned} & \langle \pi^+(p_1) \pi^-(p_2) \ell^+(p_l) \nu_\ell(p_\nu) | K^+(p) \rangle \\ & \doteq i (2\pi)^4 \delta^{(4)}(p_1 + p_2 + p_l + p_\nu - p) (-i \mathcal{A}^{+-}), \end{aligned} \quad (9)$$

with the on-shell conditions,

$$p^2 = M_{K^\pm}^2, \quad p_1^2 = M_{\pi^\pm}^2, \quad p_2^2 = M_{\pi^\pm}^2, \quad p_l^2 = m_l^2, \quad p_\nu^2 = 0. \quad (10)$$

2.2 Form factors

Let us introduce the notations,

$$P = p_1 + p_2, \quad Q = p_1 - p_2, \quad L = p_l + p_\nu, \quad N = p_l - p_\nu. \quad (11)$$

By Lorentz covariance, the decay amplitude can be parameterized in terms of three vectorial form factors, f^{+-} , g^{+-} , r^{+-} , one anomalous form factor, h^{+-} , and one tensorial form factor, T ,

$$\begin{aligned} \mathcal{A}^{+-} & \doteq \frac{G_F V_{us}^*}{\sqrt{2}} \bar{u}(\mathbf{p}_\nu) (1 + \gamma^5) \left[\frac{1}{M_{K^\pm}} (f^{+-} P^\mu + g^{+-} Q^\mu + r^{+-} L^\mu) \gamma^\mu \right. \\ & \left. + i \frac{h^{+-}}{M_{K^\pm}^3} \epsilon_{\mu\nu\rho\sigma} \gamma^\mu L^\nu P^\rho Q^\sigma - i \frac{T}{M_{K^\pm}^2} \sigma_{\mu\nu} p_1^\mu p_2^\nu \right] v(\mathbf{p}_l). \end{aligned}$$

In the preceding formula, $\sigma^{\mu\nu}$ is nothing else than the usual gamma matrix commutator,

$$\sigma^{\mu\nu} \doteq \frac{i}{2} [\gamma^\mu, \gamma^\nu],$$

V_{us} denotes the Cabibbo-Kobayashi-Maskawa flavor-mixing matrix element, and G_F is the so-called Fermi coupling constant. Note that the normalization factors are written in powers of the charged kaon mass by pure convention. Let F^{+-} , G^{+-} , R^{+-} , and H^{+-} , denote respectively the form factors, f^{+-} , g^{+-} , r^{+-} , and h^{+-} in the Isospin limit. At Tree-level, these quantities are given by the Current Algebra formulae [22, 23, 24, 25],

$$\begin{aligned} F^{+-} &= G^{+-} \\ &= \frac{M_{K^\pm}}{\sqrt{2}F_0}, \\ R^{+-} &= \frac{M_{K^\pm}}{2\sqrt{2}F_0} \left(1 + \frac{s_\pi + t_\pi - u_\pi}{s_l - M_{K^\pm}^2} \right), \\ H^{+-} &= 0. \end{aligned}$$

Herein, the Lorentz invariants, s_π and s_l , represent the dipion and dilepton masses, respectively,

$$s_\pi \doteq (p_1 + p_2)^2, \quad s_l \doteq (p_l + p_\nu)^2. \quad (12)$$

The scalars, t_π and u_π , denote exchange energies between K^+ and the two pions, π^+ and π^- , respectively,

$$t_\pi \doteq (p - p_1)^2, \quad u_\pi \doteq (p - p_2)^2. \quad (13)$$

2.3 Decay rate

The decay rate Γ for process (8) is obtained from the differential decay rate,

$$d\Gamma \doteq \frac{1}{2M_{K^\pm}} d\Phi \sum_{\text{spins}} |\mathcal{A}^{+-}|^2, \quad (14)$$

by integrating over the differential phase space,

$$\begin{aligned} d\Phi &= (2\pi)^4 \delta^{(4)}(p_1 + p_2 + p_l + p_\nu - p) \times \\ &\quad \frac{d^3\mathbf{p}_1}{(2\pi)^3 2E_1} \frac{d^3\mathbf{p}_2}{(2\pi)^3 2E_2} \frac{d^3\mathbf{p}_l}{(2\pi)^3 2E_l} \frac{d^3\mathbf{p}_\nu}{(2\pi)^3 2|\mathbf{p}_\nu|}, \end{aligned}$$

with particle energies,

$$E_i = \sqrt{p_i^2 + \mathbf{p}_i^2}. \quad (15)$$

To this end, we will follow the approach used in [26] which consists on looking at $K_{\ell 4}$ decays as being two-body decays into a dipion of mass s_π and a dilepton of mass s_l . The two systems subsequently decay in their own center-of-mass frames. To describe the decay distribution it is convenient to use, besides the invariant masses, s_π and s_l , the angles θ_π , θ_l , and ϕ as illustrated in figure 1. Then, one has to express all of the scalar products obtained from momenta, p_1 , p_2 , p_l , and p_ν , or equivalently from, P , Q , L , and N , in terms of the five independent variables, s_π , s_l , θ_π , θ_l , and ϕ . Naturally, Isospin breaking effects enter the expression of these scalar products through the difference between the two pion masses. Since the mesonic final state in process (8) consists on two charged pions, one concludes that Isospin breaking does not affect scalar products,

$$P^2 = s_\pi, \quad (16)$$

$$Q^2 = 4M_{\pi^\pm}^2 - s_\pi, \quad (17)$$

$$L^2 = s_l, \quad (18)$$

$$N^2 = 2m_l^2 - s_l, \quad (19)$$

$$P \cdot Q = 0, \quad (20)$$

$$P \cdot L = \frac{1}{2}(M_{K^\pm}^2 - s_\pi - s_l), \quad (21)$$

$$P \cdot N = \frac{1}{2}(M_{K^\pm}^2 - s_\pi - s_l) z_l + (1 - z_l)X \cos \theta_l, \quad (22)$$

$$Q \cdot L = X \sigma_\pi \cos \theta_\pi, \quad (23)$$

$$Q \cdot N = z_l X \sigma_\pi \cos \theta_\pi + \frac{1}{2}(1 - z_l) \sigma_\pi [(M_{K^\pm}^2 - s_\pi - s_l) \times \cos \theta_\pi \cos \theta_l - 2\sqrt{s_\pi s_l} \sin \theta_\pi \sin \theta_l \cos \phi], \quad (24)$$

$$L \cdot N = m_l^2, \quad (25)$$

$$\epsilon_{\mu\nu\rho\sigma} L^\mu N^\nu P^\rho Q^\sigma = -(1 - z_l)X \sigma_\pi \sqrt{s_\pi s_l} \sin \theta_\pi \sin \theta_l \sin \phi. \quad (26)$$

Herein,

$$z_l \doteq \frac{m_l^2}{s_l}, \quad (27)$$

$$X \doteq \frac{1}{2} \lambda^{1/2}(M_{K^\pm}^2, s_\pi, s_l), \quad (28)$$

$$\sigma_\pi \doteq \sqrt{1 - \frac{4M_{\pi^\pm}^2}{s_\pi}}, \quad (29)$$

and the function,

$$\lambda(x, y, z) \doteq x^2 + y^2 + z^2 - 2xy - 2xz - 2yz, \quad (30)$$

is the usual Källén function.

The same holds for the differential phase space which reads in terms of the five independent variables,

$$d^5\Phi = M_{K^\pm}^3 N(s_\pi, s_l) ds_\pi ds_l d(\cos \theta_\pi) d(\cos \theta_l) d\phi, \quad (31)$$

with,

$$N(s_\pi, s_l) \doteq \frac{1}{2^{13}\pi^6} \frac{1}{M_{K^\pm}^5} (1 - z_l) X \sigma_\pi. \quad (32)$$

Obviously, the phase space is reached by integrating (31) over the following range of variables,

$$\begin{aligned} 0 &\leq \phi \leq 2\pi \\ 0 &\leq \theta_l \leq \pi \\ 0 &\leq \theta_\pi \leq \pi \\ m_l^2 &\leq s_l \leq (M_{K^\pm} - \sqrt{s_\pi})^2 \\ 4M_{\pi^\pm}^2 &\leq s_\pi \leq (M_{K^\pm} - m_l)^2. \end{aligned} \quad (33)$$

The last step consists on squaring the amplitude and summing over spins to get,

$$\sum_{\text{spins}} |\mathcal{A}^{+-}|^2 = 2G_F^2 |V_{us}|^2 \frac{1}{M_{K^\pm}^2} j_5(s_\pi, s_l, \theta_\pi, \theta_l, \phi), \quad (34)$$

with the following expression for the intensity spectrum,

$$\begin{aligned} j_5 &= |f|^2 [(P \cdot L)^2 - (P \cdot N)^2 - s_\pi(s_l - m_l^2)] \\ &+ |g|^2 [(Q \cdot L)^2 - (Q \cdot N)^2 - Q^2(s_l - m_l^2)] \\ &+ |r|^2 m_l^2 (s_l - m_l^2) \\ &- |h|^2 \frac{1}{M_{K^\pm}^4} \{ (\epsilon_{\mu\nu\rho\sigma} L^\mu N^\nu P^\rho Q^\sigma)^2 + (s_l - m_l^2) [Q^2 X^2 + s_\pi (Q \cdot L)^2] \} \\ &+ (f^* g + f g^*) [(P \cdot L)(Q \cdot L) - (P \cdot N)(Q \cdot N)] \\ &+ (f^* r + f r^*) m_l^2 [(P \cdot L) - (P \cdot N)] \\ &+ (f^* h + f h^*) \frac{1}{M_{K^\pm}^2} [(Q \cdot N)(P \cdot L)^2 \\ &- (Q \cdot L)(P \cdot L)(P \cdot N) - s_\pi s_l (Q \cdot N) + m_l^2 s_\pi (Q \cdot L)] \end{aligned}$$

$$\begin{aligned}
& + (g^*r + gr^*)m_l^2 [(Q \cdot L) - (Q \cdot N)] \\
& + (g^*h + gh^*) \frac{1}{M_{K^\pm}^2} [(P \cdot L)(Q \cdot L)(Q \cdot N) \\
& - (P \cdot N)(Q \cdot L)^2 + s_l Q^2(P \cdot N) - m_l^2 Q^2(P \cdot L)] \\
& - \epsilon_{\mu\nu\rho\sigma} L^\mu N^\nu P^\rho Q^\sigma \frac{i}{M_{K^\pm}^2} [M_{K^\pm}^2(f^*g - fg^*) \\
& - (P \cdot N)(f^*h - fh^*) - (Q \cdot N)(g^*h - gh^*) - m_l^2(r^*h - rh^*)] \\
& + (fT^* + Tf^*) \frac{m_l}{2M_{K^\pm}} [s_\pi(Q \cdot N) - s_\pi(Q \cdot L)] \\
& + (gT^* + Tg^*) \frac{m_l}{2M_{K^\pm}} [Q^2(P \cdot L) - Q^2(P \cdot N)] \\
& + (rT^* + Tr^*) \frac{m_l}{2M_{K^\pm}} [(P \cdot L)(Q \cdot N) - (P \cdot N)(Q \cdot L)] \\
& + (rT^* - Tr^*) \frac{im_l}{2M_{K^\pm}} \epsilon_{\mu\nu\rho\sigma} L^\mu N^\nu P^\rho Q^\sigma \\
& - (hT^* + Th^*) \frac{m_l}{2M_{K^\pm}^3} [-Q^2(P \cdot L)^2 + Q^2(P \cdot L)(P \cdot N) - s_\pi(Q \cdot L)^2 \\
& + s_\pi(Q \cdot L)(Q \cdot N) + s_\pi s_l Q^2 - s_\pi Q^2(L \cdot N)] \\
& + |T|^2 \frac{1}{8M_{K^\pm}^2} [s_\pi s_l Q^2 - 2Q^2(P \cdot L)^2 - 2s_\pi(Q \cdot L)^2 \\
& - s_\pi Q^2 N^2 + 2Q^2(P \cdot N)^2 + 2s_\pi(Q \cdot N)^2] .
\end{aligned} \tag{35}$$

From the foregoing we conclude that, apart from the corrections affecting the form factors F^{+-} , G^{+-} , R^{+-} and H^{+-} directly, Isospin breaking enters the expression of the intensity spectrum through the additional terms proportional to the tensorial form factor, T .

3 Form factors to one-loop level

We present here a one-loop calculation of the $K_{\ell 4}$ decay amplitude for the process (8) including isospin breaking terms. The starting point is an effective chiral Lagrangian describing the dynamics of mesons, photons and leptons.

3.1 The effective Lagrangian

In order to treat completely electromagnetic effects in $K_{\ell 4}$ decays, not only the pseudoscalars but also the photon and the light leptons have to be included as dynamical degrees of freedom in an appropriate effective Lagrangian [27]. The starting point is QCD in the limit $m_u = m_d = m_s = 0$. The resulting chiral symmetry, $G = SU(3)_L \times SU(3)_R$, is spontaneously broken to $SU(3)_V$. The pseudoscalar mesons (π, K, η) are nothing else than the corresponding Goldstone fields ϕ_i ($i = 1, \dots, 8$) acting as coordinates of the coset space $SU(3)_L \times SU(3)_R / SU(3)_V$. The transformation rules for the coset variables $u_{L,R}(\phi)$ are

$$\begin{aligned} u_L(\phi) &\xrightarrow{G} g_L u_L h(g, \phi)^{-1}, \\ u_R(\phi) &\xrightarrow{G} g_R u_R h(g, \phi)^{-1}, \\ g &= (g_L, g_R) \in SU(3)_L \times SU(3)_R, \end{aligned} \quad (36)$$

where $h(g, \phi)$ is the nonlinear realization of G [28, 29].

As stated before, the photon field A_μ and the leptons ℓ, ν_ℓ ($\ell = e, \mu$) have to be dynamical. Thus, they must be introduced in the covariant derivative,

$$u_\mu \doteq i [u_R^\dagger (\partial_\mu - i r_\mu) u_R - u_L^\dagger (\partial_\mu - i l_\mu) u_L], \quad (37)$$

by adding appropriate terms to the usual external vector and axial-vector sources $\mathcal{V}_\mu, \mathcal{A}_\mu$. At the quark level, this procedure corresponds to the usual minimal coupling prescription in the case of electromagnetism, and to Cabibbo universality in the case of the charged weak currents,

$$\begin{aligned} l_\mu &\doteq v_\mu - a_\mu - e Q_L^{\text{em}} A_\mu + \sum_\ell (\bar{\ell} \gamma_\mu \nu_{\ell L} Q_L^{\text{w}} + \overline{\nu_{\ell L}} \gamma_\mu \ell Q_L^{\text{w}\dagger}), \\ r_\mu &\doteq v_\mu + a_\mu - e Q_R^{\text{em}} A_\mu. \end{aligned} \quad (38)$$

The 3×3 matrices $Q_{L,R}^{\text{em}}, Q_L^{\text{w}}$ are spurion fields corresponding to electromagnetic and weak coupling, respectively. They transform as,

$$Q_L^{\text{em,w}} \xrightarrow{G} g_L Q_L^{\text{em,w}} g_L^\dagger, \quad Q_R^{\text{em}} \xrightarrow{G} g_R Q_R^{\text{em}} g_R^\dagger, \quad (39)$$

under the chiral group. In practical calculations, one identifies $Q_{L,R}^{\text{em}}$ with the quark charge matrix

$$Q^{\text{em}} \doteq \begin{pmatrix} 2/3 & 0 & 0 \\ 0 & -1/3 & 0 \\ 0 & 0 & -1/3 \end{pmatrix}, \quad (40)$$

whereas the weak spurion is replaced by,

$$Q_L^w \doteq -2\sqrt{2} G_F \begin{pmatrix} 0 & V_{ud} & V_{us} \\ 0 & 0 & 0 \\ 0 & 0 & 0 \end{pmatrix}, \quad (41)$$

where G_F is the Fermi coupling constant and V_{ud} , V_{us} are Kobayashi-Maskawa matrix elements.

In order to take into account electromagnetic mass difference between charged and neutral mesons, it is convenient to define the following electromagnetic and weak sources,

$$\mathcal{Q}_L^{\text{em,w}} \doteq u_L^\dagger Q_L^{\text{em,w}} u_L, \quad \mathcal{Q}_R^{\text{em}} \doteq u_R^\dagger Q_R^{\text{em}} u_R \quad (42)$$

transforming as

$$\begin{aligned} \mathcal{Q}_L^{\text{em,w}} &\xrightarrow{G} h(g, \phi) \mathcal{Q}_L^{\text{em,w}} h(g, \phi)^{-1}, \\ \mathcal{Q}_R^{\text{em}} &\xrightarrow{G} h(g, \phi) \mathcal{Q}_R^{\text{em}} h(g, \phi)^{-1}. \end{aligned} \quad (43)$$

With these building blocks, the lowest order effective Lagrangian takes the form

$$\begin{aligned} \mathcal{L}_{\text{eff}} &= \frac{F_0^2}{4} \langle u_\mu u^\mu + \chi_+ \rangle + e^2 F_0^4 Z_0 \langle \mathcal{Q}_L^{\text{em}} \mathcal{Q}_R^{\text{em}} \rangle \\ &- \frac{1}{4} F_{\mu\nu} F^{\mu\nu} + \sum_\ell [\bar{\ell}(i \not{\partial} + e \not{A} - m_\ell) \ell + \bar{\nu}_{\ell L} i \not{\partial} \nu_{\ell L}], \end{aligned} \quad (44)$$

where $\langle \rangle$ denotes the trace in three-dimensional flavor space.

The low-energy constant F_0 appearing in the preceding formula is an order parameter for chiral symmetry since it testifies to its spontaneous breaking. It represents the pion decay constant in the chiral limit, $m_u = m_d = m_s = 0$, and in the absence of electroweak interactions. Explicit chiral symmetry breaking due to quark masses is included in,

$$\chi_+ \doteq u_R^\dagger \chi u_L + u_L^\dagger \chi^\dagger u_R.$$

In practice, one makes the following substitution,

$$\chi \rightarrow 2B_0 \mathcal{M}_{\text{quark}} \doteq 2B_0 \begin{pmatrix} m_u & 0 & 0 \\ 0 & m_d & 0 \\ 0 & 0 & m_s \end{pmatrix}, \quad (45)$$

where B_0 is an order parameter for chiral symmetry. It is related to the quark condensate in the chiral limit by,

$$\langle \bar{q}q \rangle = -F_0^2 B_0. \quad (46)$$

The low-energy constant Z_0 expresses explicit chiral symmetry breaking by electromagnetism. It is given by the electromagnetic mass of the pion as we will see below.

In the absence of electroweak interactions, that is, for $m_u = m_d$, $\alpha = 0$, ChPT is Isospin-invariant. In order to study Isospin breaking effects in ChPT processes, the usual chiral expansion in powers of p and m_q is no more sufficient. One must also expand matrix elements in powers of the isospin breaking parameters, $m_d - m_u$ and α . On the other hand, the best accuracy ever reached in strong interaction observable measurements does not exceed the 5% level. Thus, we consider that an expansion to orders $\mathcal{O}(m_d - m_u)$ and $\mathcal{O}(\alpha)$ is highly adequate for our purposes. Moreover, chiral expansion and Isospin breaking expansion have to be related in a consistent way in order to obtain reliable results. We adopt an expansion scheme where the Isospin breaking parameters are considered as quantities of order p^2 in the chiral counting,

$$\mathcal{O}(m_d - m_u) = \mathcal{O}(\alpha) = \mathcal{O}(m_q) = \mathcal{O}(p^2). \quad (47)$$

Therefore, tree level calculation corresponding to leading chiral order is characterized by chiral orders cited in (47). Concerning one-loop level calculation which corresponds to next-to-leading chiral order, it is characterized by the following chiral orders,

$$\mathcal{O}(p^4), \mathcal{O}(m_q^2), \mathcal{O}(p^2 m_q),$$

$$\mathcal{O}(p^2(m_d - m_u)), \mathcal{O}(m_q(m_d - m_u)), \mathcal{O}(p^2 \alpha), \mathcal{O}(m_q \alpha). \quad (48)$$

We have now all necessary elements to calculate any Green function in the framework of ChPT including Isospin breaking effects. For example, the leading chiral order expressions for light meson masses are found to be,

$$M_{\pi^0}^2 = M_\pi^2, \quad (49)$$

$$M_{\pi^\pm}^2 = M_\pi^2 + 2Z_0 e^2 F_0^2, \quad (50)$$

$$M_{K^0}^2 = M_K^2 + \frac{2\epsilon}{\sqrt{3}} (M_K^2 - M_\pi^2), \quad (51)$$

$$M_{K^\pm}^2 = M_K^2 - \frac{2\epsilon}{\sqrt{3}} (M_K^2 - M_\pi^2) + 2Z_0 e^2 F_0^2, \quad (52)$$

$$M_\eta^2 = \frac{1}{3} (4M_K^2 - M_\pi^2). \quad (53)$$

Herein, M_π and M_K represent respectively pion and kaon masses in the absence of isospin breaking,

$$M_\pi^2 \doteq 2B_0\hat{m}, \quad M_K^2 \doteq B_0(\hat{m} + m_s), \quad 2\hat{m} \doteq m_u + m_d, \quad (54)$$

ϵ measures the rate of $SU(2)$ to $SU(3)$ breaking,

$$\epsilon \doteq \frac{\sqrt{3}}{4} \frac{m_d - m_u}{m_s - \hat{m}}. \quad (55)$$

At next-to-leading chiral order, one-loop calculation is involved. Vertices are extracted from Lagrangian (44). Meson masses in the propagators as well as in the vertices can be identified with expressions (49)-(53). As is well known, loops are ultraviolet divergent. To remove divergences, renormalization should be employed. The procedure consists on adding to Lagrangian (44) suitable counter-terms [30, 31, 32, 33, 27] generating exactly the same divergences but with opposite sign. Moreover, the cancellation should occur *order by order* in the chiral expansion as dictated by renormalizability principles of effective field theories. Counter-terms are modulated by low-energy constants which are order parameters for chiral symmetry. In order to determine these constants one proceeds as follows. Let C be either a low-energy constant or a combination of low-energy constants and Υ an observable very sensitive to variations of C . One first calculate the expression of Υ in the framework of ChPT to any given order and then *match* the obtained expression with an experimental measurement of Υ . It is clear that the value for C deduced from this matching does not constitute a *genuine determination* of the low-energy constant. In fact, it represents the value of C at the given chiral order and with the accuracy of the experimental measurement. Note that the method of effective Lagrangian has the disadvantage of an infinitely increasing number of low-energy constants when going to higher and higher orders in the low-energy expansion. For instance, two constants in the strong sector, B_0 and F_0 , and one constant in the electroweak meson sector, Z_0 , parameterize the leading chiral order. At next-to-leading chiral order, one has ten low-energy constants in the strong sector, L_1, \dots, L_{10} , fourteen constants in the electroweak meson sector, K_1, \dots, K_{14} , and seven

constants in the electroweak leptonic sector, X_1, \dots, X_7 . The constants, L_i , K_i and X_i , are divergent. They absorb the divergence of loops via the renormalization,

$$L_i \doteq L_i^r(\mu) + \Gamma_i \bar{\lambda}, \quad i = 1, \dots, 10, \quad (56)$$

$$K_i \doteq K_i^r(\mu) + \Sigma_i \bar{\lambda}, \quad i = 1, \dots, 14, \quad (57)$$

$$X_i \doteq X_i^r(\mu) + \Xi_i \bar{\lambda}, \quad i = 1, \dots, 7. \quad (58)$$

Herein, $\bar{\lambda}$ corresponds to pole subtraction in the $\overline{\text{MS}}$ dimensional regularization scheme (see appendix). The beta-functions, Γ_i , Σ_i and Ξ_i , can be found in [30], [31] and [27], respectively. The scale μ cancels in observables as can be seen from the renormalization group equations,

$$L_i^r(\mu_2) = L_i^r(\mu_1) + \frac{\Gamma_i}{16\pi^2} \ln \frac{\mu_1}{\mu_2}, \quad (59)$$

and similar for K_i and X_i .

3.2 Leading order

Let us start with the tree-level calculation corresponding to the leading chiral order. The different topologies for $K_{\ell 4}$ decays at tree level in perturbation theory are drawn in figure 2. Decay amplitudes for the different processes were calculated in [21] where the expressions for the corrected form factors in the charged channel were found to be,

$$\begin{aligned} f^{+-} &= F^{+-}, \\ g^{+-} &= G^{+-}, \\ r^{+-} &= R^{+-} + 4Z_0 e^2 F_0^2 \frac{M_{K^\pm}}{\sqrt{2}F_0} \frac{1}{s_l - M_{K^\pm}^2} \\ &\quad - \frac{2e^2 F_0^2}{s_\pi} \left(\frac{t_\pi - u_\pi}{s_l - M_{K^\pm}^2} - \frac{Q \cdot L + Q \cdot N}{M_{K^\pm}^2 - m_l^2 - 2p \cdot p_\nu} \right) \frac{M_{K^\pm}}{\sqrt{2}F_0}, \\ T &= \frac{4e^2 F_0^2}{s_\pi} \frac{m_l M_{K^\pm}}{M_{K^\pm}^2 - m_l^2 - 2p \cdot p_\nu} \frac{M_{K^\pm}}{\sqrt{2}F_0}. \end{aligned}$$

3.3 Born contribution

We proceed with the calculation of form factors f^{+-} and g^{+-} to next-to-leading chiral order. Feynman diagrams representing the amplitude will be

separated into two sets: photonic and non photonic diagrams. The non photonic set is drawn in figure 3. The calculation of these diagrams is standard in field theory. The starting point is Lagrangian (44). For the non linear realization of chiral symmetry we will use the exponential parametrization,

$$u_R = u_L^\dagger = \exp \left\{ \frac{i\Phi}{2F_0} \right\}, \quad (60)$$

where Φ is the linear realization of $SU(3)$ and can be decomposed in the basis of Gellmann-Low matrices λ_a as,

$$\Phi = \Phi^\dagger = \sum_{a=1}^8 \lambda_a \phi^a.$$

In terms of physical fields the matrix Φ can be written,

$$\begin{aligned} \Phi_{11} &= \left(1 + \frac{\tilde{\epsilon}_2}{\sqrt{3}}\right) \pi^0 + \left(-\tilde{\epsilon}_1 + \frac{1}{\sqrt{3}}\right) \eta, \\ \Phi_{12} &= -\sqrt{2}\pi^+, \quad \Phi_{13} = -\sqrt{2}K^+, \quad \Phi_{21} = \sqrt{2}\pi^-, \\ \Phi_{22} &= \left(-1 + \frac{\tilde{\epsilon}_2}{\sqrt{3}}\right) \pi^0 + \left(\tilde{\epsilon}_1 + \frac{1}{\sqrt{3}}\right) \eta, \\ \Phi_{23} &= -\sqrt{2}K^0, \quad \Phi_{31} = \sqrt{2}K^-, \quad \Phi_{32} = -\sqrt{2}\bar{K}^0, \\ \Phi_{33} &= -\frac{2}{\sqrt{3}} (\tilde{\epsilon}_2 \pi^0 + \eta). \end{aligned} \quad (61)$$

The two mixing angles $\tilde{\epsilon}_1$ and $\tilde{\epsilon}_2$ relate ϕ^3 and ϕ^8 to the mass eigenstates π^0 and η ,

$$\begin{pmatrix} \pi^0 \\ \eta \end{pmatrix} \doteq \begin{pmatrix} 1 & \tilde{\epsilon}_1 \\ -\tilde{\epsilon}_2 & 1 \end{pmatrix} \begin{pmatrix} \phi^3 \\ \phi^8 \end{pmatrix}. \quad (62)$$

Notice that $\tilde{\epsilon}_1 = \tilde{\epsilon}_2 = \epsilon$ at leading order. The next step consists on expanding Lagrangian (44) to fifth order in pseudoscalar fields, generating Feynman rules and drawing allowed topologies. We then calculate pseudoscalar propagators and derive masses and wave function renormalization constants. Finally, we expand the next-to-leading order Lagrangian to third order in pseudoscalar fields and obtain the counterterm contribution.

Let us denote by δF and δG the next-to-leading order corrections to the F^{+-} and G^{+-} form factors, respectively,

$$f^{+-} = \frac{M_{K^\pm}}{\sqrt{2}F_0} \left(1 + \delta F\right),$$

$$g^{+-} = \frac{M_{K^\pm}}{\sqrt{2}F_0} \left(1 + \delta G \right).$$

The expressions for δF and δG are lengthy. Therefore we will separate them to different contributions depending on the topology of the Feynman diagram representing a given contribution. Notice that in the following we will use the same notations as in reference [21] where definitions and expressions for loop integrals have been given in the appendix.

Let us start with Born contribution. This contribution is obtained from diagram (a) in figure 3. We take the corresponding vertex from Lagrangian (44) and multiply by the wave function renormalization constant factor to obtain,

$$\begin{aligned} \delta F &= \delta G \\ &= -\frac{1}{24F_0^2} \left[3 \left(3 + \frac{2\epsilon}{\sqrt{3}} \right) A_0(M_{\pi^0}) + 3 \left(1 - \frac{2\epsilon}{\sqrt{3}} \right) A_0(M_\eta) \right. \\ &\quad \left. + 10A_0(M_{\pi^\pm}) + 6A_0(M_{K^0}) + 8A_0(M_{K^\pm}) \right] \\ &\quad - \frac{4}{F_0^2} [3(M_\pi^2 + 2M_K^2)L_4 + (M_{K^\pm}^2 - M_{\pi^\pm}^2 + 3M_{\pi^0}^2)L_5] \\ &\quad + \frac{e^2}{2} \left[\frac{2}{M_K^2} A_0(M_K) + \frac{4}{M_\pi^2} A_0(M_\pi) - \frac{1}{m_l^2} A_0(m_l) \right. \\ &\quad \left. - \frac{1}{16\pi^2} \left(9 + 2 \ln \frac{m_\gamma^2}{M_K^2} + 4 \ln \frac{m_\gamma^2}{M_\pi^2} + 2 \ln \frac{m_\gamma^2}{m_l^2} \right) \right] \\ &\quad - \frac{e^2}{6} (24K_1 + 24K_2 + 20K_5 + 20K_6 + 3X_6) . \end{aligned} \tag{63}$$

The Born contribution is infrared divergent. This divergence emerges from the wave function renormalization constants of charged kaon, pions, and lepton.

3.4 Counter-terms contribution

The contribution in question follows from diagram (a) in figure 3 with the help of the next-to-leading order Lagrangian and reads,

$$\begin{aligned} \delta F &= \frac{2}{F_0^2} [32p_1 \cdot p_2 L_1 + 4(M_{K^\pm}^2 + 2M_{\pi^\pm}^2 - m_l^2 + 2p_1 \cdot p_2 - 2p_l \cdot p_\nu)L_2 \\ &\quad + (M_{K^\pm}^2 + 2M_{\pi^\pm}^2 - m_l^2 + 10p_1 \cdot p_2 + 2p \cdot p_1 - 2p \cdot p_2 - 2p_l \cdot p_\nu)L_3 \end{aligned}$$

$$\begin{aligned}
& + 4(2M_K^2 + 5M_\pi^2)L_4 + 2(M_{K^\pm}^2 - M_{\pi^\pm}^2 + 3M_{\pi^0}^2)L_5 \\
& \quad + (m_l^2 + 2p_l \cdot p_\nu)L_9] \\
& + \frac{2e^2}{9} (12K_1 + 84K_2 + 19K_5 + 37K_6 + 9K_{12} - 30X_1) , \\
\delta G &= \frac{2}{F_0^2} [-8(p \cdot p_1 - p \cdot p_2)L_2 \\
& - (M_{K^\pm}^2 + 2M_{\pi^\pm}^2 - m_l^2 + 2p_1 \cdot p_2 + 2p \cdot p_1 - 2p \cdot p_2 - 2p_l \cdot p_\nu)L_3 \\
& + 4(M_\pi^2 + 2M_K^2)L_4 + 2(M_{K^\pm}^2 - M_{\pi^\pm}^2 + 3M_{\pi^0}^2)L_5 + (m_l^2 + 2p_l \cdot p_\nu)L_9] \\
& + \frac{2e^2}{9} (12K_1 + 12K_2 \\
& \quad + 36K_3 + 18K_4 + 7K_5 + 25K_6 + 9K_{12} + 6X_1) . \tag{64}
\end{aligned}$$

3.5 Tadpole contribution

Tadpoles are shown in diagram (c) of figure 3 and contribute to the form factors by the following,

$$\begin{aligned}
\delta F &= \frac{1}{12F_0^2} [A_0(M_{\pi^0}) + 9A_0(M_\eta) \\
& \quad + 8A_0(M_{K^0}) + 4A_0(M_{\pi^\pm}) + 8A_0(M_{K^\pm})] , \\
\delta G &= \frac{1}{4F_0^2} [A_0(M_{\pi^0}) + A_0(M_\eta) + 4A_0(M_{\pi^\pm}) + 4A_0(M_{K^\pm})] . \tag{65}
\end{aligned}$$

3.6 The s -channel contribution

The remaining contribution to the non photonic part of the decay amplitude comes from loop diagrams with two pseudoscalar propagators. This two-point function contribution will be separated in three parts depending on the Lorentz scalar governing its underlying kinematics. The s -channel contribution comes from diagram (c) in figure 3 and reads,

$$\begin{aligned}
\delta F &= \frac{1}{6F_0^2} \left\{ -2 \left(1 + \frac{3\epsilon}{\sqrt{3}} \right) A_0(M_{\pi^0}) \right. \\
& \quad + \frac{6\epsilon}{\sqrt{3}} A_0(M_\eta) - 4A_0(M_{\pi^\pm}) - 2A_0(M_{K^0}) - 4A_0(M_{K^\pm}) \\
& \quad + 3 [2M_{\pi^\pm}^2 - M_{\pi^0}^2 + 2p_1 \cdot p_2
\end{aligned}$$

$$\begin{aligned}
& + \frac{6\epsilon}{\sqrt{3}} (M_\pi^2 + 2p_1 \cdot p_2) \Big] B_0(-p_1 - p_2, M_{\pi^0}, M_{\pi^0}) \\
& + 3 \left(1 - \frac{2\epsilon}{\sqrt{3}} \right) M_{\pi^0}^2 B_0(-p_1 - p_2, M_\eta, M_\eta) \\
& - \frac{12\epsilon}{\sqrt{3}} (M_\pi^2 + 3p_1 \cdot p_2) B_0(-p_1 - p_2, M_\pi, M_\eta) \\
& - 8(4M_{\pi^\pm}^2 - 3M_{\pi^0}^2 + p_1 \cdot p_2) B_1(-p_1 - p_2, M_{\pi^\pm}, M_{\pi^\pm}) \\
& - 4(M_{\pi^\pm}^2 + p_1 \cdot p_2) B_1(-p_1 - p_2, M_{K^0}, M_{K^0}) \\
& - 8(4M_{\pi^\pm}^2 - 3M_{\pi^0}^2 + p_1 \cdot p_2) B_1(-p_1 - p_2, M_{K^\pm}, M_{K^\pm}) \\
& + 4B_{00}(-p_1 - p_2, M_{\pi^\pm}, M_{\pi^\pm}) \\
& + 2B_{00}(-p_1 - p_2, M_{K^0}, M_{K^0}) \\
& + 4B_{00}(-p_1 - p_2, M_{K^\pm}, M_{K^\pm}) \\
& + 8(M_{\pi^\pm}^2 + p_1 \cdot p_2) B_{11}(-p_1 - p_2, M_{\pi^\pm}, M_{\pi^\pm}) \\
& + 4(M_{\pi^\pm}^2 + p_1 \cdot p_2) B_{11}(-p_1 - p_2, M_{K^0}, M_{K^0}) \\
& + 8(M_{\pi^\pm}^2 + p_1 \cdot p_2) B_{11}(-p_1 - p_2, M_{K^\pm}, M_{K^\pm}) \} , \\
\delta G = & -\frac{1}{F_0^2} \{ 2B_{00}(-p_1 - p_2, M_{\pi^\pm}, M_{\pi^\pm}) \\
& - B_{00}(-p_1 - p_2, M_{K^0}, M_{K^0}) + 2B_{00}(-p_1 - p_2, M_{K^\pm}, M_{K^\pm}) \} .
\end{aligned}$$

3.7 The t -channel contribution

Diagram (d) in figure 3 generates the somewhat lengthy t -channel contribution,

$$\begin{aligned}
\delta F = & -\frac{1}{12F_0^2} \{ -6A_0(M_{K^0}) - 2A_0(M_{K^\pm}) \\
& + 6 [M_{\pi^\pm}^2 - M_{\pi^0}^2 - p \cdot p_1 \\
& + \frac{2\epsilon}{\sqrt{3}} (M_K^2 - M_\pi^2 - 2p \cdot p_1)] B_0(p_1 - p, M_{\pi^0}, M_{K^0}) \\
& - 3 [3M_{\pi^0}^2 - M_\eta^2 - 2M_{\pi^\pm}^2 + 2p \cdot p_1 \\
& - \frac{\epsilon}{\sqrt{3}} (M_\pi^2 - M_\eta^2 + 8p \cdot p_1)] B_0(p_1 - p, M_\eta, M_{K^0}) \\
& - 6 [M_{K^\pm}^2 + M_{\pi^\pm}^2 - M_{\pi^0}^2 - 2p \cdot p_1
\end{aligned}$$

$$\begin{aligned}
& + \frac{2\epsilon}{\sqrt{3}} (2M_K^2 - p \cdot p_1) \Big] B_1(p_1 - p, M_{\pi^0}, M_{K^0}) \\
& + 3 \left[2M_{K^\pm}^2 - 2M_{\pi^\pm}^2 - 3M_{\pi^0}^2 + M_\eta^2 \right. \\
& \quad \left. + \frac{4\epsilon}{\sqrt{3}} (M_\pi^2 + M_\eta^2 - p \cdot p_1) \right] B_1(p_1 - p, M_\eta, M_{K^0}) \\
& - 4(4M_{\pi^\pm}^2 - 3M_{\pi^0}^2 - p \cdot p_1) B_1(p_1 - p, M_{\pi^\pm}, M_{K^\pm}) \\
& + 12 \left(1 - \frac{5\epsilon}{\sqrt{3}} \right) B_{00}(p_1 - p, M_{\pi^0}, M_{K^0}) \\
& + 12 \left(2 + \frac{5\epsilon}{\sqrt{3}} \right) B_{00}(p_1 - p, M_\eta, M_{K^0}) \\
& + 20B_{00}(p_1 - p, M_{\pi^\pm}, M_{K^\pm}) \\
& + 6 \left[M_{K^\pm}^2 - p \cdot p_1 \right. \\
& \quad \left. - \frac{2\epsilon}{\sqrt{3}} (2M_K^2 - M_\pi^2 - p \cdot p_1) \right] B_{11}(p_1 - p, M_{\pi^0}, M_{K^0}) \\
& + 6 \left[M_{K^\pm}^2 - 2M_{\pi^\pm}^2 + p \cdot p_1 \right. \\
& \quad \left. + \frac{2\epsilon}{\sqrt{3}} (2M_K^2 - M_\pi^2 - p \cdot p_1) \right] B_{11}(p_1 - p, M_\eta, M_{K^0}) \\
& + 4(2M_{K^\pm}^2 - M_{\pi^\pm}^2 - p \cdot p_1) B_{11}(p_1 - p, M_{\pi^\pm}, M_{K^\pm}) \} , \\
\delta G &= \frac{1}{12F_0^2} \{ -6A_0(M_{K^0}) - 2A_0(M_{K^\pm}) \\
& + 6 \left[M_{\pi^\pm}^2 - M_{\pi^0}^2 - p \cdot p_1 \right. \\
& \quad \left. + \frac{2\epsilon}{\sqrt{3}} (M_K^2 - M_\pi^2 - 2p \cdot p_1) \right] B_0(p_1 - p, M_{\pi^0}, M_{K^0}) \\
& - 3 \left[3M_{\pi^0}^2 - M_\eta^2 - 2M_{\pi^\pm}^2 + 2p \cdot p_1 \right. \\
& \quad \left. - \frac{\epsilon}{\sqrt{3}} (M_\pi^2 - M_\eta^2 + 8p \cdot p_1) \right] B_0(p_1 - p, M_\eta, M_{K^0}) \\
& - 6 \left[M_{K^\pm}^2 + M_{\pi^\pm}^2 - M_{\pi^0}^2 - 2p \cdot p_1 \right. \\
& \quad \left. + \frac{2\epsilon}{\sqrt{3}} (2M_K^2 - p \cdot p_1) \right] B_1(p_1 - p, M_{\pi^0}, M_{K^0}) \\
& + 3 \left[2M_{K^\pm}^2 - 2M_{\pi^\pm}^2 - 3M_{\pi^0}^2 + M_\eta^2 \right. \\
& \quad \left. + \frac{4\epsilon}{\sqrt{3}} (M_\pi^2 + M_\eta^2 - p \cdot p_1) \right] B_1(p_1 - p, M_\eta, M_{K^0})
\end{aligned}$$

$$\begin{aligned}
& - 4(4M_{\pi^\pm}^2 - 3M_{\pi^0}^2 - p \cdot p_1)B_1(p_1 - p, M_{\pi^\pm}, M_{K^\pm}) \\
& + \frac{12\epsilon}{\sqrt{3}}B_{00}(p_1 - p, M_\pi, M_K) \\
& - 12\left(1 + \frac{\epsilon}{\sqrt{3}}\right)B_{00}(p_1 - p, M_\eta, M_{K^0}) \\
& - 4B_{00}(p_1 - p, M_{\pi^\pm}, M_{K^\pm}) \\
& + 6\left[M_{K^\pm}^2 - p \cdot p_1 - \frac{2\epsilon}{\sqrt{3}}(2M_K^2 - M_\pi^2 - p \cdot p_1)\right]B_{11}(p_1 - p, M_{\pi^0}, M_{K^0}) \\
& + 6\left[M_{K^\pm}^2 - 2M_{\pi^\pm}^2 + p \cdot p_1 + \frac{2\epsilon}{\sqrt{3}}(2M_K^2 - M_\pi^2 - p \cdot p_1)\right]B_{11}(p_1 - p, M_\eta, M_{K^0}) \\
& + 4(2M_{K^\pm}^2 - M_{\pi^\pm}^2 - p \cdot p_1)B_{11}(p_1 - p, M_{\pi^\pm}, M_{K^\pm}) \}.
\end{aligned}$$

3.8 The u -channel contribution

Finally, the u -channel contribution follows from diagram (e) in figure 3,

$$\begin{aligned}
\delta F &= \delta G \\
&= \frac{1}{6F_0^2} \{A_0(M_{\pi^\pm}) + A_0(M_{K^\pm}) \\
&+ 6(M_{\pi^\pm}^2 - M_{\pi^0}^2 + p \cdot p_2)B_0(p_2 - p, M_{\pi^\pm}, M_{K^\pm})\} ,
\end{aligned}$$

3.9 Soft virtual photon contribution

The various topologies of Feynman diagrams containing a virtual photon are drawn in figures 4, 5, 6, and 7. The contribution of each figure will be given separately.

Figure 4 contribution

diagram 4. (a)

$$\delta F = -\frac{8e^2}{3} \{2B_0(-p, 0, M_K) + B_1(-p, 0, M_K)\} , \quad \delta G = 0 . \quad (66)$$

diagram 4. (b)

$$\delta F = \delta G = 0 . \quad (67)$$

diagram 4. (c)

$$\delta F = \delta G = -\frac{4e^2}{3} \{2B_0(-p_1, 0, M_\pi) + B_1(-p_1, 0, M_\pi)\} . \quad (68)$$

diagram 4. (d)

$$\delta F = -\delta G = \frac{4e^2}{3} \{2B_0(-p_2, 0, M_\pi) + B_1(-p_2, 0, M_\pi)\} . \quad (69)$$

Figure 5 contribution

diagram 5. (a)

$$\begin{aligned} \delta F &= \delta G \\ &= -e^2 [4p \cdot p_2 C_0(-p_2, -p, m_\gamma, M_\pi, M_K) \\ &\quad + B_0(-p_2, 0, M_\pi) + B_0(-p, 0, M_K) - B_0(p_2 - p, M_\pi, M_K)] . \end{aligned} \quad (70)$$

diagram 5. (b)

$$\begin{aligned} \delta F &= e^2 [4p \cdot p_1 C_0(-p_1, -p, m_\gamma, M_\pi, M_K) \\ &\quad + B_0(-p_1, 0, M_\pi) + B_0(-p, 0, M_K) - B_0(p_1 - p, M_\pi, M_K) \\ &\quad + 4p \cdot p_1 C_1(-p_1, -p, 0, M_\pi, M_K) + 8p \cdot p_1 C_2(-p_1, -p, 0, M_\pi, M_K) \\ &\quad + B_1(-p_1, 0, M_\pi) + 2B_1(-p, 0, M_K) \\ &\quad + B_0(p_1 - p, M_\pi, M_K) - B_1(p_1 - p, M_\pi, M_K)] \\ \delta G &= e^2 [4p \cdot p_1 C_0(-p_1, -p, m_\gamma, M_\pi, M_K) \\ &\quad + B_0(-p_1, 0, M_\pi) + B_0(-p, 0, M_K) - B_0(p_1 - p, M_\pi, M_K) \\ &\quad + B_0(p_1 - p, M_\pi, M_K) + B_1(p_1 - p, M_\pi, M_K) \\ &\quad + B_1(-p_1, 0, M_\pi) + 4p \cdot p_1 C_1(-p_1, -p, 0, M_\pi, M_K)] . \end{aligned} \quad (71)$$

diagram 5. (c)

$$\begin{aligned} \delta F &= \frac{e^2}{3} [6B_0(-p_l, 0, m_l) \\ &\quad + B_0(-p, 0, M_K) + 2B_1(-p, 0, M_K) \\ &\quad + 12p \cdot p_l C_0(-p_l, -p, m_\gamma, m_l, M_K) + 2m_l^2 C_1(-p_l, -p, 0, m_l, M_K) \\ &\quad - 6(M_K^2 - 2p \cdot p_l) C_2(-p_l, -p, 0, m_l, M_K)] , \\ \delta G &= \frac{e^2}{3} [3B_0(-p, 0, M_K) \end{aligned}$$

$$\begin{aligned}
& + 12p \cdot p_l C_0(-p_l, -p, m_\gamma, m_l, M_K) \\
& - 6(m_l^2 - 2p \cdot p_l) C_1(-p_l, -p, 0, m_l, M_K) \\
& + 6M_K^2 C_2(-p_l, -p, 0, m_l, M_K) \Big] .
\end{aligned} \tag{72}$$

diagram 5. (d)

$$\begin{aligned}
\delta F &= -e^2 [-B_0(p_1, 0, M_\pi) - B_0(-p_2, 0, M_\pi) \\
& - B_1(p_1, 0, M_\pi) + B_1(-p_2, 0, M_\pi) - 2B_1(-p_1 - p_2, M_\pi, M_\pi) \\
& + 4p_1 \cdot p_2 C_0(p_1, -p_2, m_\gamma, M_\pi, M_\pi) \\
& + 4p_1 \cdot p_2 C_1(p_1, -p_2, 0, M_\pi, M_\pi) \\
& - 4p_1 \cdot p_2 C_2(p_1, -p_2, 0, M_\pi, M_\pi)] , \\
\delta G &= -e^2 [-B_0(p_1, 0, M_\pi) - B_0(-p_2, 0, M_\pi) \\
& - B_1(p_1, 0, M_\pi) - B_1(-p_2, 0, M_\pi) \\
& + 4p_1 \cdot p_2 C_0(p_1, -p_2, m_\gamma, M_\pi, M_\pi) \\
& + 4p_1 \cdot p_2 C_1(p_1, -p_2, 0, M_\pi, M_\pi) \\
& + 4p_1 \cdot p_2 C_2(p_1, -p_2, 0, M_\pi, M_\pi)] .
\end{aligned} \tag{73}$$

diagram 5. (e)

$$\begin{aligned}
\delta F &= \delta G \\
&= \frac{e^2}{3} [-6B_0(p_l, 0, m_l) \\
& - B_0(-p_1, 0, M_\pi) - 2B_1(-p_1, 0, M_\pi) \\
& + 12p_1 \cdot p_l C_0(p_l, -p_1, m_\gamma, m_l, M_\pi) \\
& - 2m_l^2 C_1(p_l, -p_1, 0, m_l, M_\pi) \\
& + 6(M_\pi^2 + 2p_1 \cdot p_l) C_2(p_l, -p_1, 0, m_l, M_\pi)] .
\end{aligned} \tag{74}$$

diagram 5. (f)

$$\begin{aligned}
\delta F &= -\frac{e^2}{3} [-6B_0(p_l, 0, m_l) \\
& - B_0(-p_2, 0, M_\pi) + 6B_0(-p_2 - p_l, m_l, M_\pi) + B_1(-p_2, 0, M_\pi) \\
& + 12p_2 \cdot p_l C_0(p_l, -p_2, m_\gamma, m_l, M_\pi) \\
& - 2m_l^2 C_1(p_l, -p_2, 0, m_l, M_\pi) \\
& + 6M_\pi^2 C_2(p_l, -p_2, 0, m_l, M_\pi)] , \\
\delta G &= -\frac{e^2}{3} [-6B_0(p_l, 0, m_l)
\end{aligned}$$

$$\begin{aligned}
& - 5B_0(-p_2, 0, M_\pi) + 6B_0(-p_2 - p_l, m_l, M_\pi) - B_1(-p_2, 0, M_\pi) \\
& + 12p_2 \cdot p_l C_0(p_l, -p_2, m_\gamma, m_l, M_\pi) \\
& + 2m_l^2 C_1(p_l, -p_2, 0, m_l, M_\pi) \\
& + 6M_\pi^2 C_2(p_l, -p_2, 0, m_l, M_\pi) \Big] . \tag{75}
\end{aligned}$$

Figure 6 contribution

diagram 6. (a)

$$\begin{aligned}
\delta F &= -\frac{e^2}{6} [-2B_0(-p_l - p_\nu, 0, M_K) - 2B_0(-p, 0, M_K) - B_1(-p, 0, M_K) \\
&+ 12(M_\pi^2 + p_1 \cdot p_2 - p \cdot p_1 + p \cdot p_2)C_0(-p, -p_l - p_\nu, 0, M_K, M_K) \\
&+ 6(M_\pi^2 + p_1 \cdot p_2 - 3p \cdot p_1 + 3p \cdot p_2)C_1(-p, -p_l - p_\nu, 0, M_K, M_K) \\
&- 12(p \cdot p_1 - p \cdot p_2)C_2(-p, -p_l - p_\nu, 0, M_K, M_K) \\
&- 6(p \cdot p_1 - p \cdot p_2)C_{11}(-p, -p_l - p_\nu, 0, M_K, M_K) \\
&- 6(p \cdot p_1 - p \cdot p_2)C_{12}(-p, -p_l - p_\nu, 0, M_K, M_K)] , \\
\delta G &= e^2 C_{00}(-p, -p_l - p_\nu, 0, M_K, M_K) . \tag{76}
\end{aligned}$$

diagram 6. (b)

$$\delta F = \delta G = -\frac{4e^2}{3} B_0(-p_l - p_\nu, 0, M_K) . \tag{77}$$

diagram 6. (c)

$$\begin{aligned}
\delta F &= \delta G \\
&= \frac{4e^2}{3} [B_0(-p_l - p_\nu, 0, M_K) \\
&- m_l^2 C_1(-p_l - p_\nu, -p_l, 0, M_K, m_l) \\
&- m_l^2 C_2(-p_l - p_\nu, -p_l, 0, M_K, m_l)] . \tag{78}
\end{aligned}$$

diagram 6. (d)

$$\begin{aligned}
\delta F &= \delta G \\
&= -\frac{e^2}{12} [4B_0(-p_l - p_\nu, 0, M_K) + 4B_0(p_1, 0, M_\pi) + 2B_1(p_1, 0, M_\pi) \\
&+ 6(M_K^2 + 2M_\pi^2 - m_l^2 \\
&+ 2p_1 \cdot p_2 - 2p \cdot p_1 + 2p \cdot p_2 - 2p_l \cdot p_\nu)C_0(p_1, -p_l - p_\nu, 0, M_\pi, M_K)
\end{aligned}$$

$$\begin{aligned}
& + 3(M_K^2 + 2M_\pi^2 - m_l^2 + 2p_1 \cdot p_2 \\
& - 2p \cdot p_1 + 2p \cdot p_2 - 2p_l \cdot p_\nu)C_1(p_1, -p_l - p_\nu, 0, M_\pi, M_K)] . \quad (79)
\end{aligned}$$

diagram 6. (e)

$$\begin{aligned}
\delta F &= \frac{e^2}{6} [2B_0(p_2, 0, M_\pi) - 4B_0(-p_l - p_\nu, 0, M_K) + B_1(p_2, 0, M_\pi) \\
& + 3(M_K^2 + 2M_\pi^2 - m_l^2 \\
& + 2p_1 \cdot p_2 - 2p \cdot p_1 + 2p \cdot p_2 - 2p_l \cdot p_\nu)C_0(p_2, -p_l - p_\nu, 0, M_\pi, M_K) \\
& + 18p \cdot p_2 C_1(p_2, -p_l - p_\nu, 0, M_\pi, M_K) \\
& - 6(M_K^2 - 2M_\pi^2 + m_l^2 - 2p_1 \cdot p_2 + 2p_l \cdot p_\nu)C_2(p_2, -p_l - p_\nu, 0, M_\pi, M_K) \\
& + 12C_{00}(p_2, -p_l - p_\nu, 0, M_\pi, M_K) \\
& + 6p \cdot p_2 C_{11}(p_2, -p_l - p_\nu, 0, M_\pi, M_K) \\
& - 3(M_K^2 - 2M_\pi^2 + m_l^2 \\
& - 2p_1 \cdot p_2 + 2p_l \cdot p_\nu)C_{12}(p_2, -p_l - p_\nu, 0, M_\pi, M_K)] , \\
\delta G &= -\frac{e^2}{6} [2B_0(p_2, 0, M_\pi) - 4B_0(-p_l - p_\nu, 0, M_K) + B_1(p_2, 0, M_\pi) \\
& + 3(M_K^2 + 2M_\pi^2 - m_l^2 \\
& + 2p_1 \cdot p_2 - 2p \cdot p_1 + 2p \cdot p_2 - 2p_l \cdot p_\nu)C_0(p_2, -p_l - p_\nu, 0, M_\pi, M_K) \\
& + 18p \cdot p_2 C_1(p_2, -p_l - p_\nu, 0, M_\pi, M_K) \\
& - 6(M_K^2 - 2M_\pi^2 + m_l^2 - 2p_1 \cdot p_2 + 2p_l \cdot p_\nu)C_2(p_2, -p_l - p_\nu, 0, M_\pi, M_K) \\
& + 6p \cdot p_2 C_{11}(p_2, -p_l - p_\nu, 0, M_\pi, M_K) \\
& - 3(M_K^2 - 2M_\pi^2 + m_l^2 \\
& - 2p_1 \cdot p_2 + 2p_l \cdot p_\nu)C_{12}(p_2, -p_l - p_\nu, 0, M_\pi, M_K)] .
\end{aligned}$$

Figure 7 contribution

diagram 7. (a)

$$\begin{aligned}
\delta F &= \frac{e^2}{6} \{ -2B_0(-p_l - p_\nu, 0, M_K) - 2B_0(-p, 0, M_K) - B_1(-p, 0, M_K) \\
& + 12(M_\pi^2 + p_1 \cdot p_2 - p \cdot p_1 + p \cdot p_2)C_0(-p, -p_l - p_\nu, 0, M_K, M_K) \\
& - 12(p \cdot p_1 - p \cdot p_2)C_1(-p, -p_l - p_\nu, 0, M_K, M_K) \\
& + 6(M_\pi^2 + p_1 \cdot p_2 - p \cdot p_1 + p \cdot p_2)C_1(-p, -p_l - p_\nu, 0, M_K, M_K) \\
& + 2m_l^2 C_1(-p_l, -p_l - p_\nu, 0, m_l, M_K)
\end{aligned}$$

$$\begin{aligned}
& - 12(p \cdot p_1 - p \cdot p_2)C_2(-p, -p_l - p_\nu, 0, M_K, M_K) \\
& + 2m_l^2 C_2(-p_l, -p_l - p_\nu, 0, m_l, M_K) \\
& + 2m_l^2 C_2(-p, -p_l, 0, M_K, m_l) \\
& - 6(p \cdot p_1 - p \cdot p_2)C_{11}(-p, -p_l - p_\nu, 0, M_K, M_K) \\
& - 6(p \cdot p_1 - p \cdot p_2)C_{12}(-p, -p_l - p_\nu, 0, M_K, M_K) \\
& - 12m_l^2(M_\pi^2 + p_1 \cdot p_2 - p \cdot p_1 + p \cdot p_2) \times \\
& \quad D_2(-p, -p_l, -p_l - p_\nu, 0, M_K, m_l, M_K) \\
& - 12m_l^2(M_\pi^2 + p_1 \cdot p_2 - p \cdot p_1 + p \cdot p_2) \times \\
& \quad D_3(-p, -p_l, -p_l - p_\nu, 0, M_K, m_l, M_K) \\
& + 12m_l^2(p_1 \cdot p_l - p_2 \cdot p_l) \times \\
& \quad D_{22}(-p, -p_l, -p_l - p_\nu, 0, M_K, m_l, M_K) \\
& + 12m_l^2(p \cdot p_1 - p \cdot p_2) \times \\
& \quad D_{33}(-p, -p_l, -p_l - p_\nu, 0, M_K, m_l, M_K) \\
& + 12m_l^2(p \cdot p_1 - p \cdot p_2) \times \\
& \quad D_{12}(-p, -p_l, -p_l - p_\nu, 0, M_K, m_l, M_K) \\
& + 12m_l^2(p \cdot p_1 - p \cdot p_2) \times \\
& \quad D_{13}(-p, -p_l, -p_l - p_\nu, 0, M_K, m_l, M_K) \\
& + 12m_l^2(p \cdot p_1 - p \cdot p_2 + p_1 \cdot p_l - p_2 \cdot p_l) \times \\
& \quad D_{23}(-p, -p_l, -p_l - p_\nu, 0, M_K, m_l, M_K) \} , \\
\delta G & = -e^2 [C_{00}(-p, -p_l - p_\nu, 0, M_K, M_K) \\
& + 2m_l^2 D_{00}(-p, -p_l, -p_l - p_\nu, 0, M_K, m_l, M_K)] . \tag{80}
\end{aligned}$$

diagram 7. (b)

$$\begin{aligned}
\delta F & = \delta G \\
& = \frac{e^2}{6} \{ 2B_0(-p_l - p_\nu, 0, M_K) \\
& + 2B_0(p_1, 0, M_\pi) + B_1(p_1, 0, M_\pi) \\
& + 12p \cdot p_2 C_0(p_1, -p_l - p_\nu, 0, M_\pi, M_K) \\
& + 6p \cdot p_2 C_1(p_1, -p_l - p_\nu, 0, M_\pi, M_K) \\
& - 2m_l^2 C_1(-p_l, -p_l - p_\nu, 0, m_l, M_K) \\
& - 2m_l^2 C_2(-p_l, -p_l - p_\nu, 0, m_l, M_K) \\
& - 2m_l^2 C_2(p_1, -p_l, 0, M_\pi, m_l) \}
\end{aligned}$$

$$\begin{aligned}
& - 12m_l^2 p \cdot p_2 D_2(p_1, -p_l, -p_l - p_\nu, 0, M_\pi, m_l, M_K) \\
& - 12m_l^2 p \cdot p_2 D_3(p_1, -p_l, -p_l - p_\nu, 0, M_\pi, m_l, M_K) \} . \quad (81)
\end{aligned}$$

diagram 7. (c)

$$\begin{aligned}
\delta F &= -\frac{e^2}{6} \{ -4B_0(p_2, 0, M_\pi) \\
&+ 2B_0(-p_l - p_\nu, 0, M_K) - 2B_1(p_2, 0, M_\pi) \\
&- 6(M_K^2 - m_l^2 \\
&\quad - 2p \cdot p_2 - 2p_l \cdot p_\nu) C_0(p_2, -p_l - p_\nu, 0, M_\pi, M_K) \\
&- 3(M_K^2 - m_l^2 \\
&\quad - 4p_1 \cdot p_2 - 2p \cdot p_2 - 2p_l \cdot p_\nu) C_1(p_2, -p_l - p_\nu, 0, M_\pi, M_K) \\
&- 2m_l^2 C_1(-p_l, -p_l - p_\nu, 0, m_l, M_K) \\
&+ 12(M_\pi^2 + p_1 \cdot p_2 - p \cdot p_1) C_2(p_2, -p_l - p_\nu, 0, M_\pi, M_K) \\
&+ 4m_l^2 C_2(p_2, -p_l, 0, M_\pi, m_l) \\
&- 2m_l^2 C_2(-p_l, -p_l - p_\nu, 0, m_l, M_K) \\
&+ 6C_{00}(p_2, -p_l - p_\nu, 0, M_\pi, M_K) \\
&+ 6p_1 \cdot p_2 C_{11}(p_2, -p_l - p_\nu, 0, M_\pi, M_K) \\
&+ 6(M_\pi^2 + p_1 \cdot p_2 - p \cdot p_1) C_{12}(p_2, -p_l - p_\nu, 0, M_\pi, M_K) \\
&+ 6m_l^2 (M_K^2 - m_l^2 - 2p \cdot p_2 - 2p_l \cdot p_\nu) \times \\
&\quad D_2(p_2, -p_l, -p_l - p_\nu, 0, M_\pi, m_l, M_K) \\
&+ 6m_l^2 (M_K^2 - m_l^2 - 2p \cdot p_2 - 2p_l \cdot p_\nu) \times \\
&\quad D_3(p_2, -p_l, -p_l - p_\nu, 0, M_\pi, m_l, M_K) \\
&+ 12m_l^2 p_1 \cdot p_l D_{22}(p_2, -p_l, -p_l - p_\nu, 0, M_\pi, m_l, M_K) \\
&- 12m_l^2 (M_\pi^2 + p_1 \cdot p_2 - p \cdot p_1) \times \\
&\quad D_{33}(p_2, -p_l, -p_l - p_\nu, 0, M_\pi, m_l, M_K) \\
&- 12m_l^2 p_1 \cdot p_2 D_{12}(p_2, -p_l, -p_l - p_\nu, 0, M_\pi, m_l, M_K) \\
&- 12m_l^2 p_1 \cdot p_2 D_{13}(p_2, -p_l, -p_l - p_\nu, 0, M_\pi, m_l, M_K) \\
&- 12m_l^2 (M_\pi^2 + p_1 \cdot p_2 - p \cdot p_1 - p_1 \cdot p_l) \times \\
&\quad D_{23}(p_2, -p_l, -p_l - p_\nu, 0, M_\pi, m_l, M_K) \} , \\
\delta G &= \frac{e^2}{6} \{ -4B_0(p_2, 0, M_\pi) \\
&+ 2B_0(-p_l - p_\nu, 0, M_K) - 2B_1(p_2, 0, M_\pi) \\
&- 6(M_K^2 - m_l^2
\end{aligned}$$

$$\begin{aligned}
& -2p \cdot p_2 - 2p_l \cdot p_\nu) C_0(p_2, -p_l - p_\nu, 0, M_\pi, M_K) \\
- & 3(M_K^2 - m_l^2 \\
& -4p_1 \cdot p_2 - 2p \cdot p_2 - 2p_l \cdot p_\nu) C_1(p_2, -p_l - p_\nu, 0, M_\pi, M_K) \\
- & 2m_l^2 C_1(-p_l, -p_l - p_\nu, 0, m_l, M_K) \\
+ & 12(M_\pi^2 + p_1 \cdot p_2 - p \cdot p_1) C_2(p_2, -p_l - p_\nu, 0, M_\pi, M_K) \\
+ & 4m_l^2 C_2(p_2, -p_l, 0, M_\pi, m_l) \\
- & 2m_l^2 C_2(-p_l, -p_l - p_\nu, 0, m_l, M_K) \\
- & 6C_{00}(p_2, -p_l - p_\nu, 0, M_\pi, M_K) \\
+ & 6p_1 \cdot p_2 C_{11}(p_2, -p_l - p_\nu, 0, M_\pi, M_K) \\
+ & 6(M_\pi^2 + p_1 \cdot p_2 - p \cdot p_1) C_{12}(p_2, -p_l - p_\nu, 0, M_\pi, M_K) \\
+ & 6m_l^2(M_K^2 - m_l^2 - 2p \cdot p_2 - 2p_l \cdot p_\nu) \times \\
& D_2(p_2, -p_l, -p_l - p_\nu, 0, M_\pi, m_l, M_K) \\
+ & 6m_l^2(M_K^2 - m_l^2 - 2p \cdot p_2 - 2p_l \cdot p_\nu) \times \\
& D_3(p_2, -p_l, -p_l - p_\nu, 0, M_\pi, m_l, M_K) \\
+ & 12m_l^2 p_1 \cdot p_l D_{22}(p_2, -p_l, -p_l - p_\nu, 0, M_\pi, m_l, M_K) \\
- & 12m_l^2(M_\pi^2 + p_1 \cdot p_2 - p \cdot p_1) \times \\
& D_{33}(p_2, -p_l, -p_l - p_\nu, 0, M_\pi, m_l, M_K) \\
- & 12m_l^2 p_1 \cdot p_2 D_{12}(p_2, -p_l, -p_l - p_\nu, 0, M_\pi, m_l, M_K) \\
- & 12m_l^2 p_1 \cdot p_2 D_{13}(p_2, -p_l, -p_l - p_\nu, 0, M_\pi, m_l, M_K) \\
- & 12m_l^2(M_\pi^2 + p_1 \cdot p_2 - p \cdot p_1 - p_1 \cdot p_l) \times \\
& D_{23}(p_2, -p_l, -p_l - p_\nu, 0, M_\pi, m_l, M_K) \} . \tag{82}
\end{aligned}$$

4 Soft photon bremsstrahlung

Virtual photon corrections to $K_{\ell 4}$ decay rate generate infrared divergencies. These cancel, order by order in perturbation theory, with the ones coming from real bremsstrahlung corrections. Assume that the emitted photons are soft, that is, their energies are smaller than any detector resolution, ω . It follows that radiative and non-radiative decays cannot be distinguished experimentally and emission of real soft photons should be taken into account. Note however that only single soft photon radiation is needed to one-loop accuracy.

4.1 The decay amplitude

A general feature of photon bremsstrahlung is that, in the soft photon approximation, the bremsstrahlung amplitude is proportional to the Born amplitude. Since we deal only with isospin breaking corrections to the F and G form factors, the Born amplitude is taken, all along this section, to be,

$$\mathcal{A}_B^{+-} = \frac{1}{2F_0} G_F V_{us}^* \bar{u}(p_\nu) \gamma_\mu (1 - \gamma^5) v(p_l) (P^\mu + Q^\mu).$$

The contribution of form factors F and G to the Bremsstrahlung amplitude can be read off from diagrams in figure 8.

Let ε and q be, respectively, the polarization vector and the momentum of the radiated photon. The evaluation of diagrams in figure 8 is straightforward and read, to first order in the photon energy,

$$\mathcal{A}^{+-\gamma} = e \mathcal{A}_B^{+-} \left(-\frac{p \cdot \varepsilon^*}{p \cdot q} + \frac{p_l \cdot \varepsilon^*}{p_l \cdot q} + \frac{p_1 \cdot \varepsilon^*}{p_1 \cdot q} - \frac{p_2 \cdot \varepsilon^*}{p_2 \cdot q} \right). \quad (83)$$

Squaring the matrix element (83) and summing over polarizations, we obtain

$$\begin{aligned} \sum_{\text{pol.}} |\mathcal{A}^{+-\gamma}|^2 &= -e^2 |\mathcal{A}_B^{+-}|^2 \times \\ &\quad \left[\frac{M_K^2}{(p \cdot q)^2} + \frac{m_l^2}{(p_l \cdot q)^2} + \frac{M_\pi^2}{(p_1 \cdot q)^2} + \frac{M_\pi^2}{(p_2 \cdot q)^2} \right. \\ &\quad - \frac{2p \cdot p_1}{(p \cdot q)(p_1 \cdot q)} + \frac{2p \cdot p_2}{(p \cdot q)(p_2 \cdot q)} - \frac{2p \cdot p_l}{(p \cdot q)(p_l \cdot q)} \\ &\quad \left. + \frac{2p_1 \cdot p_l}{(p_1 \cdot q)(p_l \cdot q)} - \frac{2p_2 \cdot p_l}{(p_2 \cdot q)(p_l \cdot q)} - \frac{2p_1 \cdot p_2}{(p_1 \cdot q)(p_2 \cdot q)} \right]. \end{aligned}$$

The preceding expression is singular for vanishing momentum of the soft photon. We shall attribute a small but non-vanishing mass to the photon, m_γ , in order to regularize this singularity.

4.2 The decay rate

The $K_{\ell 4\gamma}$ differential decay rate is obtained by squaring the matrix element (83), summing over spins and polarizations and integrating over the photon phase space,

$$d\Phi_\gamma = (2\pi)^4 \delta^{(4)}(p_1 + p_2 + p_l + p_\nu + q - p) \times$$

$$\frac{d^3\mathbf{p}_1}{(2\pi)^3 2E_1} \frac{d^3\mathbf{p}_2}{(2\pi)^3 2E_2} \frac{d^3\mathbf{p}_l}{(2\pi)^3 2E_l} \frac{d^3\mathbf{p}_\nu}{(2\pi)^3 2|\mathbf{p}_\nu|} \frac{d^3\mathbf{q}}{(2\pi)^3 2|\mathbf{q}|}.$$

Using the definition of bremsstrahlung integrals as given in the appendix of reference [21], the $K_{\ell 4\gamma}$ differential decay rate takes the following form in the soft photon approximation,

$$\begin{aligned} d\Gamma_\gamma = & \frac{1}{2M_K} d\Phi \left(-\frac{e^2}{2} \right) \sum_{\text{spins}} |\mathcal{A}_B^{+-}|^2 \left[I(p, p, m_\gamma, \omega) \right. \\ & + I(p_l, p_l, m_\gamma, \omega) + I(p_1, p_1, m_\gamma, \omega) + I(p_2, p_2, m_\gamma, \omega) \\ & - 2I(p, p_1, m_\gamma, \omega) + 2I(p, p_2, m_\gamma, \omega) - 2I(p, p_l, m_\gamma, \omega) \\ & \left. + 2I(p_1, -p_l, m_\gamma, \omega) - 2I(p_2, -p_l, m_\gamma, \omega) - 2I(p_1, -p_2, m_\gamma, \omega) \right] \end{aligned} \quad (84)$$

where non-singular m_γ terms have been dropped out.

4.3 Cancellation of infrared divergencies

The infrared divergent part of $K_{\ell 4\gamma}$ differential decay rate can be extracted from (84) using the definition of bremsstrahlung integrals from the appendix of reference [21],

$$\begin{aligned} d\Gamma_\gamma^{\text{IR}} = & \frac{e^2}{4\pi^2} \frac{1}{2M_K} d\Phi \sum_{\text{spins}} |\mathcal{A}_B^{+-}|^2 \times \\ & \left[2 + p_1 \cdot p_2 \tau(p_1, -p_2, M_\pi, M_\pi) \right. \\ & - p \cdot p_1 \tau(p, p_1, M_K, M_\pi) + p \cdot p_2 \tau(p, p_2, M_K, M_\pi) \\ & - p \cdot p_l \tau(p, p_l, M_K, m_l) - p_1 \cdot p_l \tau(p_1, -p_l, M_\pi, m_l) \\ & \left. + p_2 \cdot p_l \tau(p_2, -p_l, M_\pi, m_l) \right] \ln m_\gamma^2. \end{aligned}$$

On the other hand, the infrared divergence coming from virtual photon corrections to F and G form factors only can be read off from table 1 and is denoted by $d\Gamma^{\text{IR}}$. It is easy then to check that infrared divergencies cancel at the level of differential decay rates,

$$d\Gamma^{\text{IR}} + d\Gamma_\gamma^{\text{IR}} = 0. \quad (85)$$

5 Perspectives

In this work we studied the decay process, $K^+ \rightarrow \pi^+\pi^-\ell^+\nu_\ell$, taking into account Isospin breaking effects. These come mainly from electroweak interactions and generate corrections proportional to the fine structure constant, α , and to the difference between up and down quark masses, $m_u - m_d$.

The interest in this decay comes from the fact that the partial wave expansion of the corresponding form factors involves $\pi\pi$ scattering phase shifts. The latter can be related in a model-independent way to the $\pi\pi$ scattering lengths which are sensitive to the value of the quark condensate. Thus, a precise measurement of form factors should allow accurate determination of scattering lengths and, consequently, give precious information about the QCD vacuum structure.

Scattering lengths are strong interaction quantities. On the other hand, any $K_{\ell 4}$ decay measurement contains contributions from all possible interactions, in particular, from electroweak ones. Therefore, it is primordial to have under control Isospin breaking effects in order to disentangle the strong interaction contribution from the measured form factors. The present work was guided by this motivation and, to this end, analytic expressions for form factors were obtained including Isospin breaking effects. These expressions are ultraviolet finite, scale independent, but infrared divergent. We showed that this divergence cancels out at the differential decay rate level if we take into account real soft photon emission.

Our work should be completed by,

- a parametrization of form factors in the presence of Isospin breaking,
- a full treatment of the radiative decay, $K_{\ell 4\gamma}$.

Calculations in this direction are in progress.

Acknowledgements

We express our gratitude to Marc Knecht for suggesting the study, for his encouragement and help.

References

- [1] Jan Stern. Two alternatives of spontaneous chiral symmetry breaking in QCD. 1998.

- [2] Murray Gell-Mann, R. J. Oakes, and B. Renner. Behavior of current divergences under $su(3) \times su(3)$. *Phys. Rev.*, 175:2195–2199, 1968.
- [3] M. Knecht, B. Moussallam, J. Stern, and N. H. Fuchs. The low-energy $\pi\pi$ amplitude to one and two loops. *Nucl. Phys.*, B457:513–576, 1995.
- [4] Kenneth M. Watson. The effect of final state interactions on reaction cross- sections. *Phys. Rev.*, 88:1163–1171, 1952.
- [5] Kenneth M. Watson. Some general relations between the photoproduction and scattering of π mesons. *Phys. Rev.*, 95:228–236, 1954.
- [6] B. Ananthanarayan, G. Colangelo, J. Gasser, and H. Leutwyler. Roy equation analysis of $\pi\pi$ scattering. *Phys. Rept.*, 353:207–279, 2001.
- [7] G. V. Efimov, M. A. Ivanov, and V. E. Lyubovitskiĭ. On the characteristics of the $\pi^+\pi^-$ atom. *Sov. J. Nucl. Phys.*, 44:296–299, 1986.
- [8] B. Adeva et al. Dirac: A high resolution spectrometer for pionium detection. 2003.
- [9] S. Pislak et al. A new measurement of $k^+(e4)$ decay and the s-wave $\pi\pi$ scattering length $a(0)(0)$. *Phys. Rev. Lett.*, 87:221801, 2001.
- [10] S. Pislak et al. High statistics measurement of $k(e4)$ decay properties. *Phys. Rev.*, D67:072004, 2003.
- [11] G. Colangelo, J. Gasser, and H. Leutwyler. The quark condensate from $k(e4)$ decays. *Phys. Rev. Lett.*, 86:5008–5010, 2001.
- [12] S. Descotes-Genon, N. H. Fuchs, L. Girlanda, and J. Stern. Analysis and interpretation of new low-energy $\pi\pi$ scattering data. *Eur. Phys. J.*, C24:469–483, 2002.
- [13] R. Batley et al. NA48 Collaboration. For a precision measurement of charged kaon decay parameters with an extended na48 setup. Approved proposal CERN/SPSC 2000-003, CERN, 2000.
- [14] E. Santos. KTeV Collaboration. An analysis of $k_l \rightarrow \pi^0\pi^\mp e^\pm \nu_e(\bar{\nu}_e)$. Talk given at the apr03 meeting of the american physical society, Philadelphia, April 5-8, 2003.

- [15] Kim Maltman and Carl E. Wolfe. Electromagnetic corrections to pi pi scattering lengths: Some lessons for the implementation of meson exchange models. *Phys. Lett.*, B393:19–25, 1997.
- [16] Kim Maltman and Carl E. Wolfe. Electromagnetic corrections to pi pi scattering lengths: Some lessons for the implementation of meson exchange models. *Phys. Lett.*, B424:413, 1998.
- [17] Ulf-G. Meissner, G. Muller, and S. Steininger. Virtual photons in su(2) chiral perturbation theory and electromagnetic corrections to pi pi scattering. *Phys. Lett.*, B406:154–160, 1997.
- [18] Ulf-G. Meissner, G. Muller, and S. Steininger. Virtual photons in su(2) chiral perturbation theory and electromagnetic corrections to pi pi scattering. *Phys. Lett.*, B407:454, 1997.
- [19] Marc Knecht and Res Urech. Virtual photons in low energy pi pi scattering. *Nucl. Phys.*, B519:329–360, 1998.
- [20] M. Knecht and A. Nehme. Electromagnetic corrections to charged pion scattering at low energies. *Phys. Lett.*, B532:55–62, 2002.
- [21] A. Nehme. Isospin breaking in k(l4) decays of the neutral kaon. 2003.
- [22] C. G. Callan and S. B. Treiman. Equal time commutators and k meson decays. *Phys. Rev. Lett.*, 16:153–157, 1966.
- [23] S. Weinberg. Current-commutator calculation of the $k_{\ell 4}$ form factors. *Phys. Rev. Lett.*, 17:336–340, 1966.
- [24] S. Weinberg. Current-commutator calculation of the $k_{\ell 4}$ form factors. *Phys. Rev. Lett.*, 18:1178, 1967.
- [25] S. M. Berman and Probir Roy. Soft pion theorems and the k(l3), k(l4) form-factors. *Phys. Lett.*, B27:88–91, 1968.
- [26] N. Cabibbo and A. Maksymowicz. Angular correlations in k_{e4} decays and determination of low-energy π - π phase shifts. *Phys. Rev.*, 137:B438–B443, 1965.

- [27] M. Knecht, H. Neufeld, H. Rupertsberger, and P. Talavera. Chiral perturbation theory with virtual photons and leptons. *Eur. Phys. J.*, C12:469–478, 2000.
- [28] Sidney R. Coleman, J. Wess, and Bruno Zumino. Structure of phenomenological lagrangians. 1. *Phys. Rev.*, 177:2239–2247, 1969.
- [29] Jr. Callan, Curtis G., Sidney R. Coleman, J. Wess, and Bruno Zumino. Structure of phenomenological lagrangians. 2. *Phys. Rev.*, 177:2247–2250, 1969.
- [30] J. Gasser and H. Leutwyler. Chiral perturbation theory: Expansions in the mass of the strange quark. *Nucl. Phys.*, B250:465, 1985.
- [31] Res Urech. Virtual photons in chiral perturbation theory. *Nucl. Phys.*, B433:234–254, 1995.
- [32] H. Neufeld and H. Rupertsberger. Isospin breaking in chiral perturbation theory and the decays $\eta \rightarrow \pi \ell \nu$ and $\tau \rightarrow \eta \pi \nu$. *Z. Phys.*, C68:91–102, 1995.
- [33] H. Neufeld and H. Rupertsberger. The electromagnetic interaction in chiral perturbation theory. *Z. Phys.*, C71:131–138, 1996.

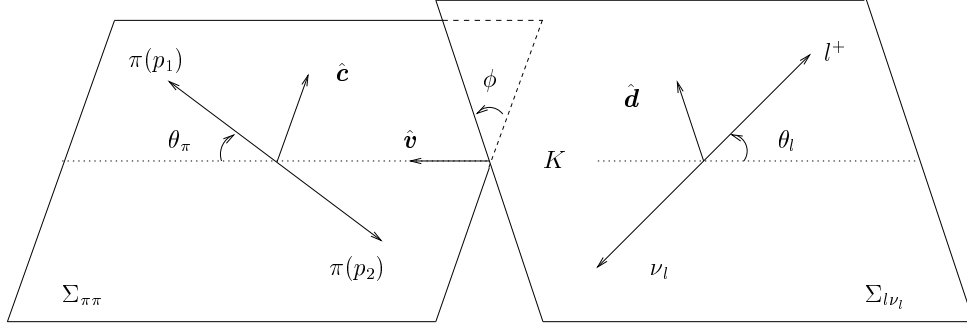


Figure 1: Angles and unit vectors used in the kinematical description of $K_{\ell 4}$ decays. $\Sigma_{\pi\pi}$ and $\Sigma_{l\nu_l}$ are the planes defined in the kaon rest frame by the pion pair and the lepton pair, respectively. θ_π (θ_l), the angle formed by \mathbf{p}_1 (\mathbf{p}_l), in the dipion (dilepton) rest frame, and the line of flight of the dipion (dilepton) as defined in the kaon rest frame. ϕ , the angle between the normals to $\Sigma_{\pi\pi}$ and $\Sigma_{l\nu_l}$. $\hat{\mathbf{v}}$ is a unit vector along the direction of flight of the dipion in the kaon rest frame. $\hat{\mathbf{c}}$ ($\hat{\mathbf{d}}$) is a unit vector along the projection of \mathbf{p}_1 (\mathbf{p}_l) perpendicular to $\hat{\mathbf{v}}$.

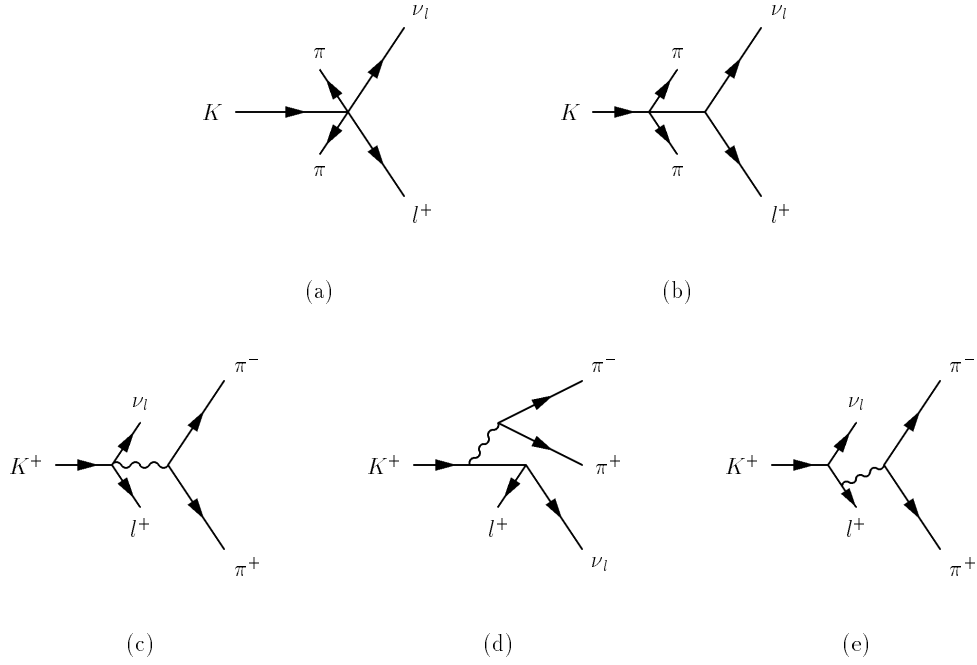


Figure 2: Feynman diagrams representing $K_{\ell 4}$ decay amplitudes at tree level. Wavy lines stand for photons. Only diagrams (a) and (b) contribute to the decay amplitudes \mathcal{A}^{00} and \mathcal{A}^{0-} corresponding to $K_{\ell 4}$ decays of the charged kaon to neutral pions and of the neutral kaon to a neutral and a charged pion, respectively.

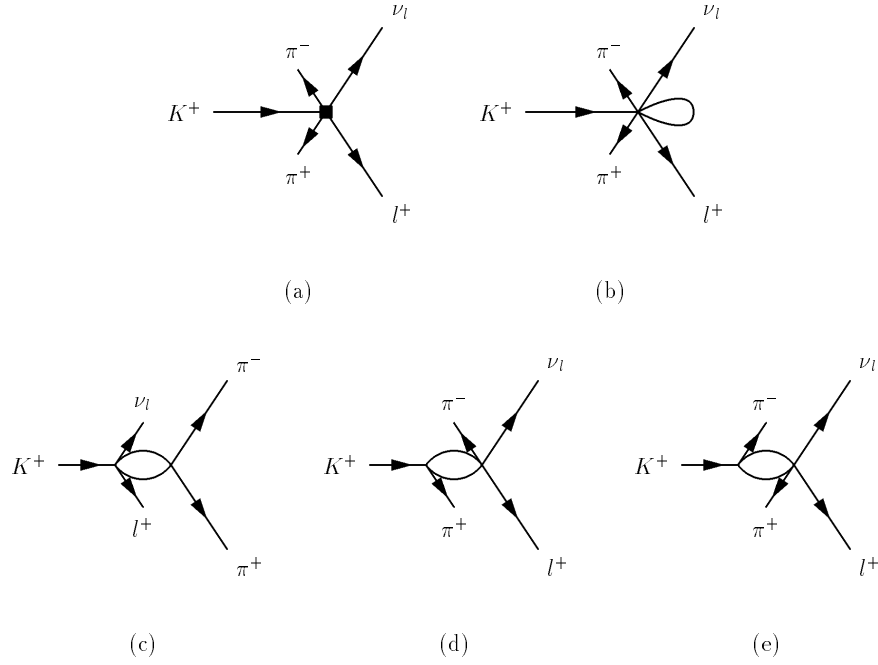


Figure 3: Feynman diagrams representing the $K_{\ell 4}$ decay amplitude of the charged kaon at one-loop. Is shown only the non photonic topology. Diagram (a) represents Born and counter-terms contributions. Tadpole contribution is given by diagram (b). Diagrams (c), (d) and (e) stand for contributions from the s -, t - and u -channels, respectively.

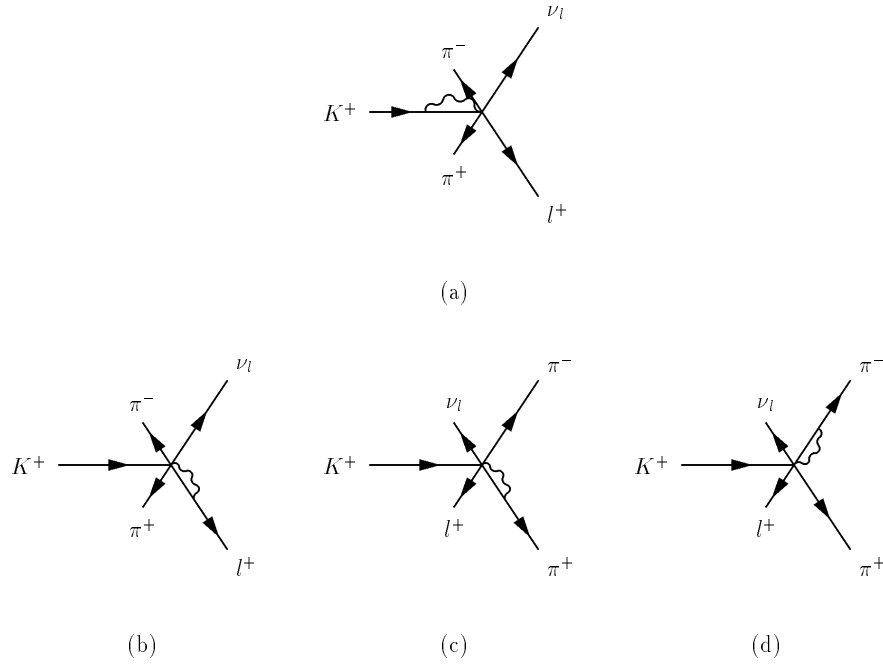


Figure 4: Virtual photons in Feynman diagrams for the $K_{\ell 4}$ decay in the charged channel. The topology consists on attaching a photon on the pure vertex from one side and a leg from the other side.

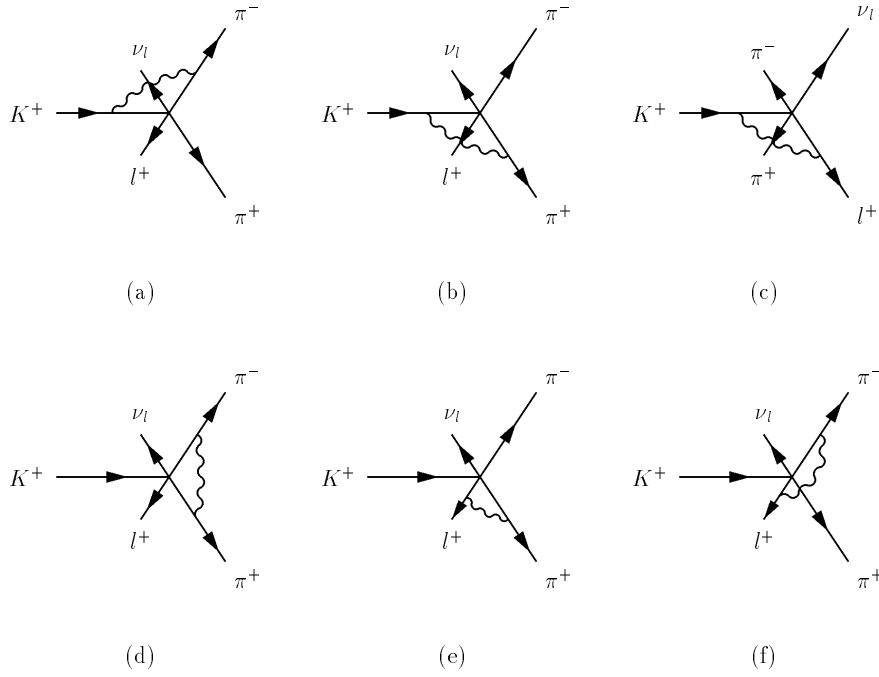


Figure 5: Virtual photons in Feynman diagrams for the $K_{\ell 4}$ decay in the charged channel. The topology consists on attaching a photon between two legs of the pure vertex.

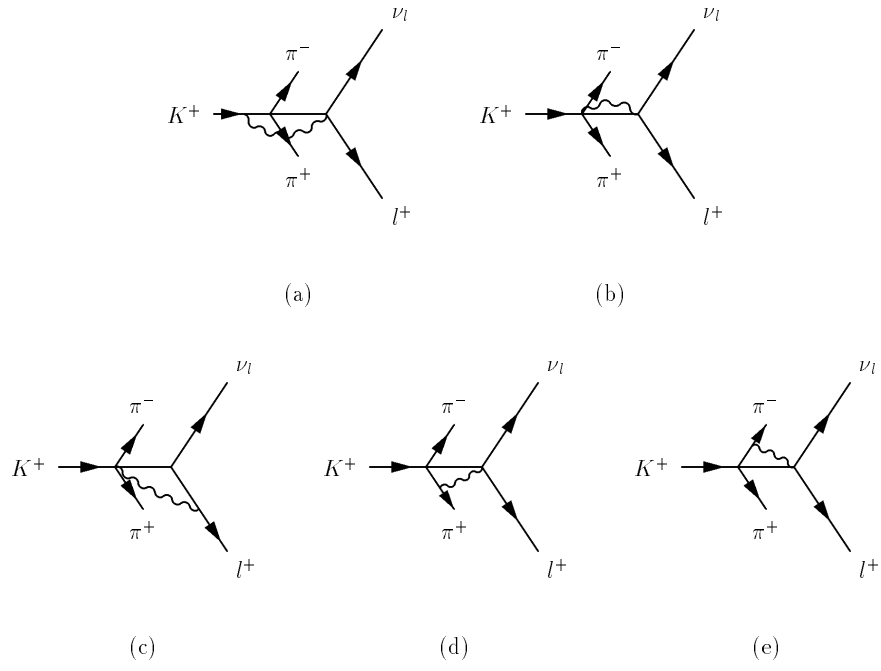


Figure 6: Virtual photons in Feynman diagrams for the $K_{\ell 4}$ decay in the charged channel. One takes the pure vertex mediated by a K^+ pole and then attaches a photon between a vertex and a leg.

diagram	$\delta F = \delta G$
3. (a)	$-\frac{e^2}{4\pi^2} \ln m_\gamma^2$
5. (a)	$-\frac{e^2}{8\pi^2} p \cdot p_2 \tau(p, p_2, M_K, M_\pi) \ln m_\gamma^2$
5. (b)	$\frac{e^2}{8\pi^2} p \cdot p_1 \tau(p, p_1, M_K, M_\pi) \ln m_\gamma^2$
5. (c)	$\frac{e^2}{8\pi^2} p \cdot p_l \tau(p, p_l, M_K, m_l) \ln m_\gamma^2$
5. (d)	$-\frac{e^2}{8\pi^2} p_1 \cdot p_2 \tau(p_1, -p_2, M_\pi, M_\pi) \ln m_\gamma^2$
5. (e)	$\frac{e^2}{8\pi^2} p_1 \cdot p_l \tau(p_1, -p_l, M_\pi, m_l) \ln m_\gamma^2$
5. (f)	$-\frac{e^2}{8\pi^2} p_2 \cdot p_l \tau(p_2, -p_l, M_\pi, m_l) \ln m_\gamma^2$

Table 1: Infrared divergent part of the corrected f and g form factors due to virtual photon corrections. The contribution from **diagram 3. (a)** comes from wave function renormalization of external charged particles, K^+ , π^+ , π^- , and ℓ^+ .

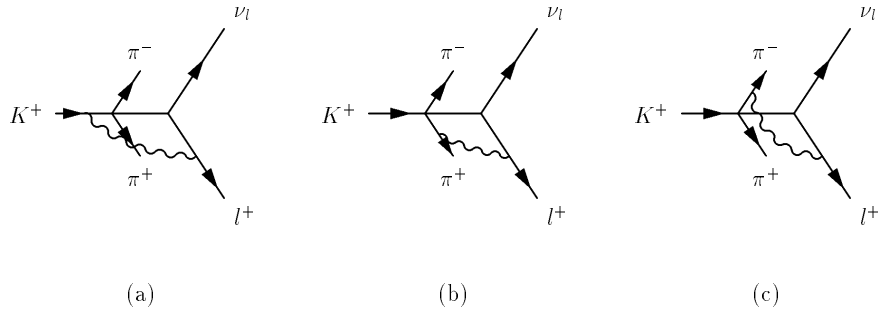
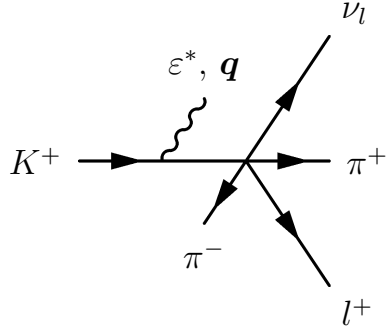
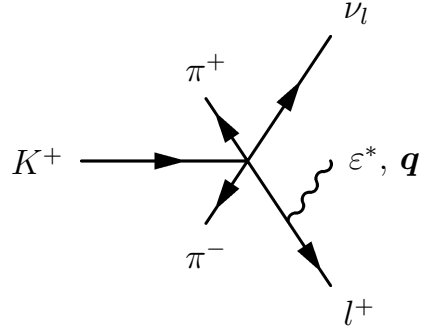


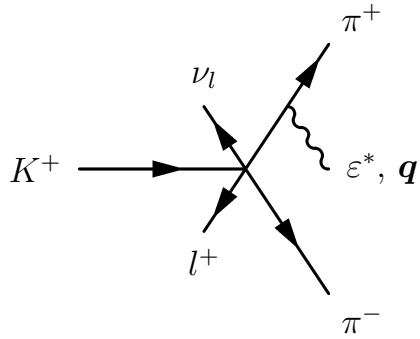
Figure 7: Virtual photons in Feynman diagrams for the $K_{\ell 4}$ decay in the charged channel. One takes the pure vertex mediated by a K^+ pole and then attaches a photon between two legs.



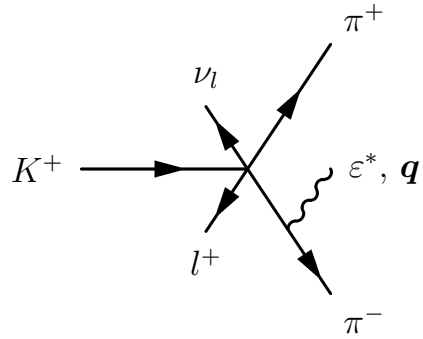
(a)



(b)



(c)



(d)

Figure 8: Feynman diagrams representing the contribution of F and G form factors to the bremsstrahlung amplitude.