

Probing neutral top-pion via a flavor-changing process

$$\gamma\gamma \rightarrow t\bar{c}\Pi_t^0$$

Xuelei Wang^a, Bingzhong Li^b, Yueling Yang^a

a. College of Physics and Information Engineering,

Henan Normal University, Xinxiang 453002. P.R.China ^{*†}

b. Department of Physics, Tsinghua University, Beijing 100084, China

October 29, 2018

Abstract

In the framework of topcolor-assisted-technicolor model(TC2), we study a flavor-changing neutral top-pion production process $\gamma\gamma \rightarrow t\bar{c}\Pi_t^0$. The study shows that there exists a resonance effect which can enhance the cross section up to a few fb even tens fb. For a yearly luminosity $100 fb^{-1}$ at future linear colliders, there might be hundreds even thousands events to be produced. On the other hand, the background of such flavor-changing process is very clean due to the GIM mechanism in SM. With such sufficient events and clean background, neutral top pion could be detected at future linear colliders with high center of energy and luminosity. Our study provides a possible way to test TC2 model.

PACS number(s):12.60Nz, 14.80.Mz, .15.LK, 14.65.Ha

^{*}This work is supported by the National Natural Science Foundation of China(10175017), the Excellent Youth Foundation of Henan Scientific Committee(02120000300), the Henan Innovation Project for University Prominent Research Talents(2002kycx009).

[†]E-mail:wangxuelei@263.net

I. Introduction

In the standard electroweak model, the $SU(2)_L \otimes U(1)_Y$ local gauge symmetry is spontaneously broken to $U(1)_{em}$ through the medium of assistant, elementary scalar fields known as Higgs bosons. The self-interaction of the Higgs scalars select a vacuum, or minimum energy state, which does not hold the full gauge symmetry of the Lagrangian. With this, they endow the gauge bosons and the elementary fermions of the theory with masses. In the minimal model, three of the four assistant scalars become the longitudinal components of W^+, W^- and Z^0 . The fourth emerges as the physical Higgs boson, which has been the object of our attention in both theory and experiment. Though the phenomenological deduction of the standard model (SM) is very successful, the elementary scalar solution to the spontaneous symmetry breaking may be criticized as arbitrary, ambiguous, or even theoretically inconsistent. There are so many free parameters associated with the Higgs potential and the Yukawa couplings that generate fermion masses. In addition, the Higgs boson has not been found yet. Therefore, it is fair to say that the true mechanism of electroweak symmetry breaking (EWSB) in nature is still unknown. One hopes for a better, more restrictive solution, with greater predictive power.

A new strong dynamics theory, technicolor (TC) model introduced by Weinberg [1] and Susskind [2], offers a new insight into possible mechanisms of electroweak symmetry breaking. This kind of strong dynamical models of EWSB have evolved in the past dozens of years. As late as 1990s, we arrived at viable models in which a new dynamic, topcolor, can coexist and the top quark acquires a dynamical mass through topcolor. Such model, called topcolor assisted technicolor model (TC2) [3], predicts a rich phenomenology that may be accessible to the colliders.

In TC2 model, the EWSB is driven mainly by technicolor interactions, the extended technicolor gives contributions to all ordinary quark and lepton masses including a very small portion of the top quark mass: $m'_t = \varepsilon m_t$ ($0.03 \leq \varepsilon \leq 0.1$) [4]. The topcolor interaction also makes small contributions to the EWSB and gives rise to the main part of the top quark mass: $(1 - \varepsilon)m_t$. One of the most general predictions of TC2 model is the existence of three Pseudo-Goldstone Boson, so called top-pions: Π_t^0, Π_t^\pm , which masses

are in the range of hundreds of GeV. The physical top-pions can be regarded as the typical feature of TC2 model. Thus, the study of the possible signature of top-pion and top-pion contributions to some processes at the high energy colliders is a good manner to test TC2 model. There have been many papers concerned with this subject [5]. Another feather of the TC2 model is that topcolor violates the GIM symmetry by treating the interaction of third family differently from those of first and second. This non-universal interaction results in a significant flavor mixing of top and charm quarks and the neutral top-pion can couple to top and charm when one writes the interactions in the quark mass eigen-basis[6]. So, the study of some processes involving $\Pi_t^0 t\bar{c}$ vertex can provide information on flavor-changing neutral current. On the other hand, such processes can provide a good way to probe neutral top-pion at high energy colliders. Recently, we have studied a flavor-changing neutral top-pion production process $e^+e^- \rightarrow t\bar{c}\Pi_t^0$ [7]. We find that the resonance effect can enhance the cross section significantly when top-pion mass is small. Ref[8] has studied a top-charm associated production process at LHC to probe top-pion. The above studies provide the feasible ways to detect top-pion events and test TC2 model.

The future e^+e^- colliders can also operate in the $e\gamma$ or $\gamma\gamma$ modes. High energy photons for $\gamma\gamma, e\gamma$ collisions can be obtained using compton backscattering of laser light off the high energy electrons. In this case, the energy and luminosity of the photon beam would be the same order of magnitude of the original electron beam and the set of final states at a photon collider is much richer than that in the e^+e^- mode. Furthermore, one can vary polarizations of photon beams relatively easily, which is advantageous for experiments. So, the future high energy and luminosity photons collides can provide us another way to test the new physics. In Ref.[9], we studied the neutral top-pion production processes $e\gamma \rightarrow e\Pi_t^0$ and $\gamma\gamma \rightarrow t\bar{t}\Pi_t^0$ at photon colliders. The results show that, with favorable parameters, the cross section can reach the level of a few fb for the process $\gamma\gamma \rightarrow t\bar{t}\Pi_t^0$ and several tens fb for the process $e^-\gamma \rightarrow e^-\Pi_t^0$. $\Pi_t^0 \rightarrow t\bar{c}$ is the most ideal channel to detect neutral top-pion due to the clean SM background. On the other hand, we can easily distinguish the neutral top-pion from other neutral Higgs bosons in SM and MSSM

via the process $e^- \gamma \rightarrow e^- \Pi_t^0$. In this paper, we study another flavor-changing neutral top-pion production process $\gamma\gamma \rightarrow t\bar{c}\Pi_t^0$ at photon colliders. The study shows that the cross section of the process can reach the level of a few fb even tens fb. It is possible to detect the neutral top-pion at future high energy and luminosity linear colliders (such as: TESLA).

II The calculation of the production cross section

As it is known, the couplings of top-pions to the three family fermions are non-universal and the top-pions have large Yukawa couplings to the third generation. The relevant flavor-changing vertices including the large top-charm transition can be written as [6]

$$i \frac{m_t \tan \beta}{v_\omega} K_{UR}^{tc} K_{UL}^{tt*} \bar{t}_L c_R \Pi_t^0 + h.c.$$

where $\tan \beta = \sqrt{(\frac{v_\omega}{v_t})^2 - 1}$, $v_\omega = 246$ GeV is the EWSB scale and $v_t \approx 60 - 100$ GeV [6] is the top-pion decay constant. K_{UL}^{tt} is the matrix element of the unitary matrix K_{UL} which the CKM matrix can be derived as $V = K_{UL}^{-1} K_{DL}$ and K_{UR}^{ij} are the matrix elements of the right-handed rotation matrix K_{UR} . Their values can be written as:

$$K_{UL}^{tt*} = 1 \quad K_{UR}^{tt} = 1 - \varepsilon$$

$$K_{UR}^{tc} \leq \sqrt{1 - (K_{UR}^{tt})^2} \approx \sqrt{2\varepsilon - \varepsilon^2}$$

With the flavor-changing coupling $\Pi_t^0 - t - \bar{c}$, the neutral top-pion can be produced associated with a single top quark at $\gamma\gamma$ colliders. The Feynman diagrams of the process is shown in Fig.1 in which the cross diagrams with the interchange of the two incoming photons are not shown.

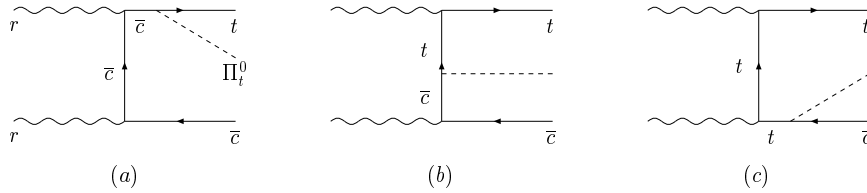


Fig.1 The Feynman diagrams for $t\bar{c}\Pi_t^0$ production in $\gamma\gamma$ -collisions

The amplitudes for the process are given by

$$\begin{aligned}
M^{(a)} &= C \cdot G(p_3 + p_5, m_c)G(p_2 - p_4, m_c) \\
&\quad \bar{u}_t(p_3)R(\not{p}_3 + \not{p}_5 + m_c)\not{e}_1(\not{p}_2 - \not{p}_4 + m_c)\not{e}_2 v_c(p_4) \\
M^{(b)} &= C \cdot G(p_3 - p_1, m_t)G(p_2 - p_4, m_c) \\
&\quad \bar{u}_t(p_3)\not{e}_1(\not{p}_3 - \not{p}_1 + m_t)R(\not{p}_2 - \not{p}_4 + m_c)\not{e}_2 v_c(p_4) \\
M^{(c)} &= -C \cdot G(p_3 - p_1, m_t)G(p_4 + p_5, m_t) \\
&\quad \bar{u}_t(p_3)\not{e}_1(\not{p}_3 - \not{p}_1 + m_t)\not{e}_2(\not{p}_4 + \not{p}_5 - m_t)Rv_c(p_4)
\end{aligned}$$

The amplitudes of the diagrams with the interchange of the two incoming photons can be directly obtained by interchanging p_1, p_2 and \not{e}_1, \not{e}_2 in above amplitudes.

Where

$$C = -\frac{16\sqrt{2} m_t \tan\beta}{9} \frac{M_Z^2 G_F c_w^2 s_w^2 K_{UR}^{tc} K_{UL}^{tt*}}{v_w}$$

and $G(p, m) = \frac{1}{p^2 - m^2}$ is the propagator of the particle, $L = \frac{1}{2}(1 - \gamma_5)$, $R = \frac{1}{2}(1 + \gamma_5)$, $s_w^2 = \sin^2\theta_w$, $c_w^2 = \cos^2\theta_w$ (θ_w is the Weinberg angle)

Using above amplitude, we can directly obtain the cross section $\hat{\sigma}(\hat{s})$ for the subprocess $\gamma\gamma \rightarrow t\bar{c}\Pi_t^0$, the total cross section at the e^+e^- linear collider can be obtained by folding $\hat{\sigma}(\hat{s})$ with the photon distribution function which is given in Ref[10]

$$\sigma_{tot}(s) = \int_{x_{min}}^{x_{max}} dx_1 \int_{x_{min}x_{max}/x_1}^{x_{max}} dx_2 F(x_1)F(x_2)\hat{\sigma}(\hat{s})$$

where s is the c.m. energy squared for e^+e^- and the subprocess occurs effectively at $\hat{s} = x_1x_2s$, and x_i are the fraction of the electrons energies carried by the photons. The explicit form of the photon distribution function $F(x)$ is

$$F(x) = \frac{1}{D(\xi)} \left[1 - x + \frac{1}{1-x} - \frac{4x}{\xi(1-x)} + \frac{4x^2}{\xi^2(1-x)^2} \right],$$

with

$$\begin{aligned}
D(\xi) &= \left(1 - \frac{4}{\xi} - \frac{8}{\xi^2} \right) \ln(1 + \xi) + \frac{1}{2} + \frac{8}{\xi} - \frac{1}{2(1 + \xi)^2}, \\
x_{max} &= \frac{\xi}{1 + \xi}, \quad \xi = \frac{4E_0\omega_0}{m_e^2}.
\end{aligned}$$

where E_0 and ω_0 are the incident electron and laser light energies. To avoid unwanted e^+e^- pair production from the collision between the incident and back-scattered photons, we should not choose too large ω_0 . This constrains the maximum value for $\xi = 2(1 + \sqrt{2})$. We obtain

$$x_{max} = 0.83, \quad D(\xi) = 1.8$$

The minimum value for x is then determined by the production threshold,

$$x_{min} = \frac{\hat{s}_{min}}{x_{max}S}, \quad \hat{s}_{min} = (m_t + m_c + M_{\Pi})^2$$

III The results and conclusions

In the calculations, we take $m_t = 174$ GeV, $m_c = 1.5$ GeV, $v_t = 60$ GeV, $M_Z = 91.187$ GeV, $s_w^2 = 0.23$. For K_{UR}^{tc} , we take its maximum value, i.e., $K_{UR}^{tc} = \sqrt{2\varepsilon - \varepsilon^2}$. There are three free parameters involved in the production amplitudes, i.e., ε , M_{Π} and the center-of-mass energy \sqrt{s} . To find the effect of these parameters on the production cross section, we take the mass of top-pion M_{Π} to vary in certain ranges $150 \text{ GeV} \leq M_{\Pi} \leq 350 \text{ GeV}$ and $\varepsilon = 0.03, 0.06, 0.1$. Considering the planned e^+e^- linear colliders (for example: TESLA), we should take $\sqrt{s}=500$ GeV, 800 GeV, 1600 GeV. When $M_{\Pi} > 200$ GeV, $\sqrt{s} = 500$ GeV is near to the production shreshold of $t\bar{c}\Pi_t^0$, the cross section is very small, we do not calculate the result for $\sqrt{s}=500$ GeV. The results for $\sqrt{s}=800, 1600$ GeV are summarized in Fig.2-4.

In Fig.2, taking $\sqrt{s}=800$ GeV and $\varepsilon = 0.03, 0.06, 0.1$ respectively, we show the total cross section of $t\bar{c}\Pi_t^0$ production as a function of M_{Π} . We can see that the cross section increase sharply when M_{Π} become small, the reason is that there exists a resonance when $M_{\Pi} < m_t - m_c$ which can enhance the cross section significantly. For small M_{Π} , the cross section can reach the level of several fb even tens fb. With the yearly integrated luminosity of $L \sim 100 \text{ fb}^{-1}$ expected at future linear colliders, hundreds even thousands events can be produced via the process $\gamma\gamma \rightarrow t\bar{c}\Pi_t^0$. Since the neutral top-pion with mass less than $2m_t$ decay mainly into $t\bar{c}$ or $\bar{t}c$, the final state should be $t\bar{t}\bar{c}\bar{c}$ or $t\bar{t}\bar{c}\bar{c}$. The final state $t\bar{t}\bar{c}\bar{c}$ is not a flavor changing in SM and may be produced so much in SM. Such background analysis is difficult, which is out of scope in our paper. But the final state $t\bar{t}\bar{c}\bar{c}$ is a flavor

changing in SM, and the background of $\gamma\gamma \rightarrow t\bar{c}\Pi_t^0 \rightarrow tt\bar{c}\bar{c}$ should be very clean. So, it is a better way to probe the neutral top-pion via $tt\bar{c}\bar{c}$ signals. With large cross section and clean background of signal $tt\bar{c}\bar{c}$, the neutral top-pion should be detected at future linear colliders, specially, in case of light Π_t^0 . In Fig.2, it is also shown that the cross section increases with ε . To see the influence of \sqrt{s} on the cross section, we give the numerical results for $\sqrt{s} = 1600$ GeV in Fig.3. The results show that the high center-of-mass energy can enhance the cross section.

Due to the resonance effect for light toppion, there should be a peak near $m_t - m_c$ in the toppion-charm invariant mass distribution. To show the above results, we plot, in Fig.4, the toppion-charm invariant mass distribution with $\sqrt{s}=800$ GeV, $M_\Pi = 160$ GeV, $\varepsilon = 0.03$. This resonance peak can possibly be observable. So, the study of the invariant mass distribution may provide another good way to detect signal of toppion.

Comparing numerical results of the process: $\gamma\gamma \rightarrow t\bar{c}\Pi_t^0$ with that of $e^+e^- \rightarrow t\bar{c}\Pi_t^0$ studied in Ref.[7], we find that the cross section of $\gamma\gamma \rightarrow t\bar{c}\Pi_t^0$ is much larger than that of $e^+e^- \rightarrow t\bar{c}\Pi_t^0$ for the same parameters, so, photon collision can provide us a better way to search for neutral top-pion.

In summary, we study a neutral top-pion production process $\gamma\gamma \rightarrow t\bar{c}\Pi_t^0$. The study shows that cross section of such flavor-changing process can reach the level of a few fb even tens fb. For light Π_t^0 , the $c - \Pi_t^0$ channel resonance effect in Fig.1(c) can enhance the cross section significantly. There is a peak near $m_t - m_c$ in the toppion-charm invariant mass distribution. With such large cross section and clean background, it is possible to detect the neutral top-pion experimentally at future photon collider.

References

- [1] S.Weinberg, *D13*,974(1976). *Phys.Rev.D19*,1277(1979);
- [2] L.Susskind, *Phys. Rev. D20*,2619(1979).
- [3] C. T. Hill, *Phys. Lett. B345*, 483(1995); K. Lane and E. Eichten, *Phys. Lett. B352*, 382(1995); K. Lane, *Phys. Rev. D54*, 2204(1996).
- [4] G. Buchalla, G. Burdman, C. T. Hill, D. Komiris, *Phys. Rev. D53*, 5185(1996).
- [5] C. X. Yue, Q. J. Xu, G. L. Liu, J. T. Li, *Phys. Rev. D63*, 115002(2001). C. X. Yue, H. Li, X. L. Wang, *Mod.Phys. Lett. A17*, 2349(2002). X. L. Wang, S. J. Xu, B. Z. Li, Y. L. Yang, G. R. Lu, *commun.Theor.Phys.38*,587(2002); C. X. Yue, G. R. Lu, J. J. Cao, J. T. Li, G. L. Liu, hep-ph/0011112
- [6] H.J.He,C.P.Yuan,*Phys.Rev.Lett.83*(1999)28.
- [7] X.L.Wang, Y.L.Yang, B.Z.Li, J.Y.Zhang, *Phys. Rev. D66*,075009(2002).
- [8] Junjie Cao,Zhaohua Xiong, Jin Min Yang, *Phys. Rev. D67*,071701(2003).
- [9] Xuelei Wang, Bingzhong Li , Yueling Yang, *Phys.Rev. D67*,035005(2003); Xuelei Wang, Yueling Yang, Bingzhong Li, Lingde Wan, *Phys.Rev. D66*,075013(2002).
- [10] G. Jikia, *Nucl. Nucl Phys. B374*,83(1992); O. J. P. Eholi, et al., *Phys. Rev. D47*,1889(1993); K. M. Cheuny, *Phys. Rev. D47*,3750(1993).

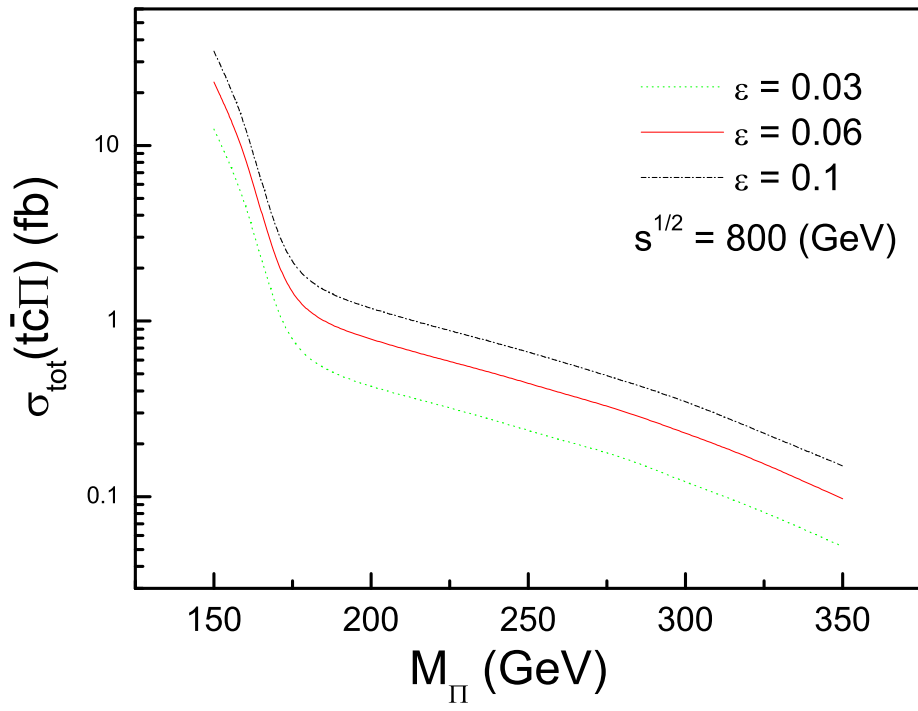


Fig.2. The total cross sections of $t\bar{c}\Pi_t^0$ production versus the top pion mass M_Π for the center-mass-energy $\sqrt{s} = 800$ GeV and $\epsilon = 0.03, 0.06, 0.1$.

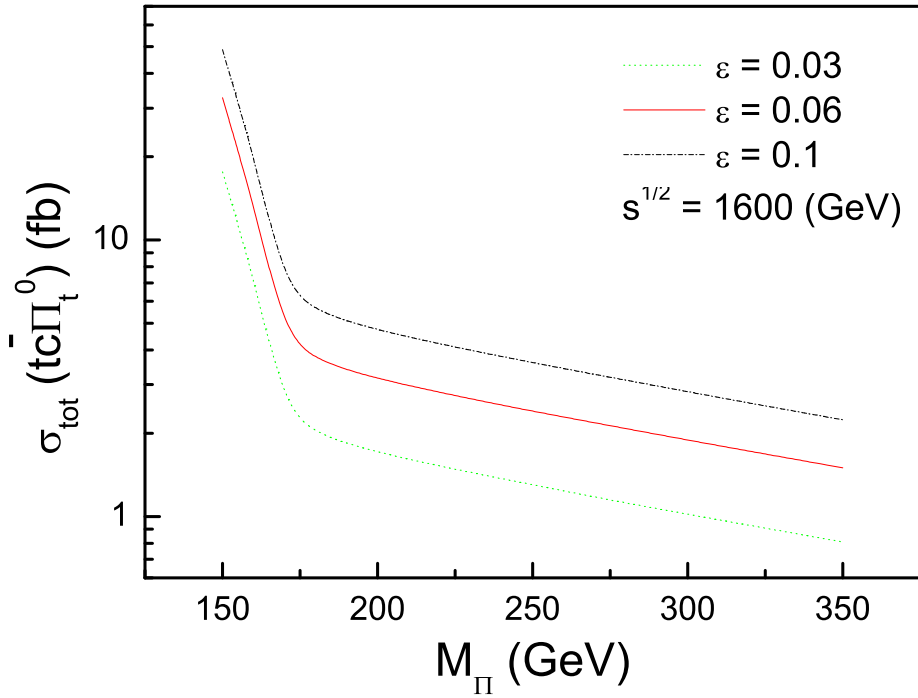


Fig.3. The same plots as Fig.2 but for $\sqrt{s} = 1600$ GeV

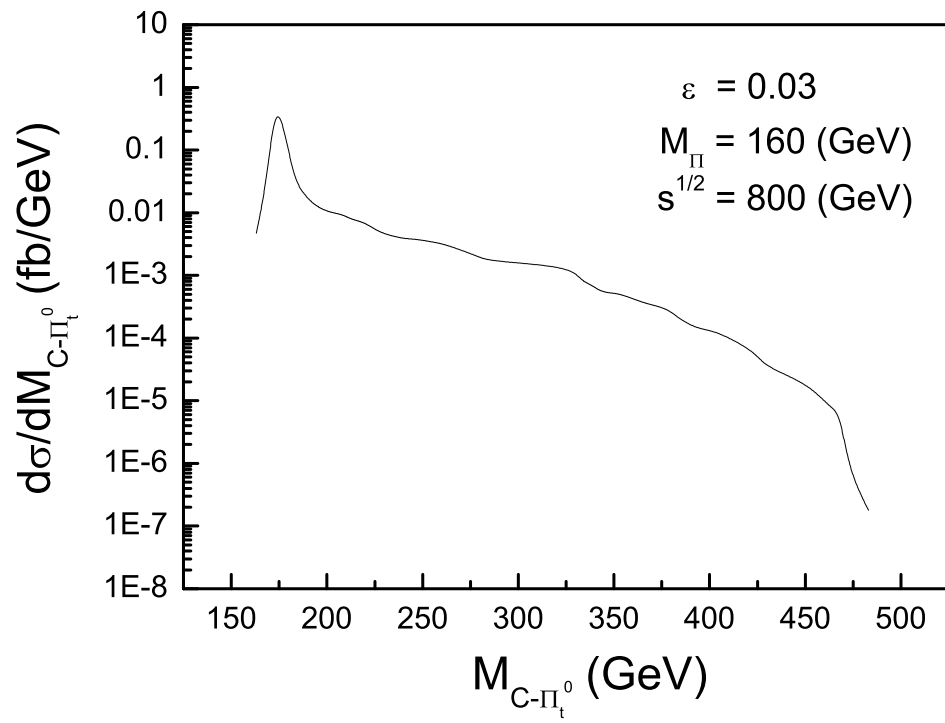


Fig.4. The topion-charm invariant mass distribution for $\sqrt{s} = 800 \text{ GeV}$, $\epsilon = 0.03$ and $M_{\Pi} = 160 \text{ GeV}$