

---

# Comments on some chiral-dispersive calculations of $\pi\pi$ scattering\*

Final, completely revised and improved version

---

F. J. Ynduráin

*Departamento de Física Teórica, C-XI  
Universidad Autónoma de Madrid,  
Canto Blanco,  
E-28049, Madrid, Spain.*

## Abstract

We consider the  $\pi\pi$  scattering amplitude obtained by Colangelo, Gasser and Leutwyler (CGL), using dispersion relations and chiral perturbation theory to two loops. We point out that the input used by CGL for energies above 1.42 GeV is incompatible with a number of experimental results. Moreover, the error they ascribe to the  $\delta_0^{(0)}$  phase at 0.8 GeV, an important part of their input, is much underestimated, and its central value is probably displaced. Then, we compare CGL results with direct fits to experimental  $\pi\pi$  data; the outcome of this test is mismatch of the CGL amplitude, for several quantities by as much as 4 standard deviations. We also evaluate forward dispersion relations with the CGL amplitudes. We find that these dispersion relations are fulfilled less and less well as the energy increases towards 0.8 GeV. Moreover, the size that the experimental results for  $\pi\pi$  scattering indicates for the two loop corrections in a chiral perturbation theory analysis is less than those required by CGL, which suggests that at least some of the CGL corrections are so large to cover biases in their  $\pi\pi$  amplitude and in the evaluation of the scalar form factor of the pion. We conclude on the necessity of repeating the analysis of CGL with correct high energy amplitudes and a more realistic input for the  $\delta_0^{(0)}$  phase at 0.8 GeV.

---

\* This note contains the material presented in talks given at “Photon 2003” (Frascati, April 2003), “QCD at Work” (Conversano, June 2003), “Chiral Dynamics” (Bonn, September 2003), Benasque (July, 2004) and “Quark Confinement and the Hadron Spectrum” (Sardinia, September 2004).



## 1. Introduction

In two recent papers, Ananthanarayan, Colangelo, Gasser and Leutwyler<sup>[1]</sup> and Colangelo, Gasser and Leutwyler<sup>[2]</sup> (to be referred to as, respectively, ACGL and CGL) have used experimental information, analyticity and unitarity (in the form of the Roy equations) and, in CGL, chiral perturbation theory, to construct the  $\pi\pi$  scattering amplitude at low energy.

We will mainly discuss the second paper, CGL. Here it is given a set of low energy parameters (scattering lengths and effective ranges) for S, P, D and F waves in which an outstanding precision (at the percent level) is claimed. For the S0, S2 and P waves<sup>1</sup> these authors also give a parametrization for the phase shifts valid for energies up to  $s^{1/2} = 0.8$  GeV.

While the results of CGL constitute a substantial improvement over previous ones, the analysis of these authors presents a number of drawbacks. First of all, the input scattering amplitude which ACGL, CGL use for high energy ( $s^{1/2} \geq 1.42$  GeV) is not physically acceptable, as will be shown below; and the errors these authors take for some of their experimental input data are excessively optimistic. Finally, the input D2 wave used is incompatible with a number of requirements. Because of this, the CGL threshold parameters, and the low energy S0, S2 and P waves below 0.8 GeV, are somewhat displaced from what one gets by direct fits to experimental data, and fail to pass a number of consistency tests; notably, they do not fulfill well forward dispersion relations. All this is discussed in the present note, which is based on recent papers by the author and J. R. Peláez, refs. 3, 4 and 5.

## 2. The partial waves at low energy, $s^{1/2} \leq 1.42$ GeV, from fits to data

We will first consider wave-by-wave fits to *experimental* data for the S0, S2, P waves, as given in ref. 5. This improves the set of phase shifts, which was called “tentative solution” in ref. 3, and will provide us with a handy representation of what experiment gives for the  $\pi\pi$  scattering amplitudes. To fit the various phase shifts,  $\delta_l^{(I)}(s)$ , we use a parametrization for  $\cot \delta_l^{(I)}(s)$  which takes into account the analyticity properties of this quantity, as well as its zeros (associated with resonances) and poles (when the phase shift crosses  $n\pi$ ,  $n = \text{integer}$ ). Explicit expressions will be given in each specific case.

### 2.1. The S0, S2 and P partial waves at low energy, $s^{1/2} \lesssim 1$ GeV

We start with the P wave, for which we take the results obtained from a fit to the pion form factor, both in the spacelike and timelike regions, as given in ref. 6. We write

$$\cot \delta_1(s) = \frac{s^{1/2}}{2k^3} (M_\rho^2 - s) \left\{ B_0 + B_1 \frac{\sqrt{s} - \sqrt{s_0 - s}}{\sqrt{s} + \sqrt{s_0 - s}} \right\}; \quad s_0^{1/2} = 1.05 \text{ GeV}. \quad (2.1a)$$

$s_0$  is the point at which inelasticity begins to be nonnegligible. We find

$$\begin{aligned} B_0 &= 1.069 \pm 0.011, & B_1 &= 0.13 \pm 0.05, & M_\rho &= 773.6 \pm 0.9, \\ a_1 &= (37.6 \pm 1.1) \times 10^{-3} M_\pi^{-3}, & b_1 &= (4.73 \pm 0.26) \times 10^{-3} M_\pi^{-5}; \end{aligned} \quad (2.1)$$

this parametrization we take to be valid up to  $s^{1/2} = 1$  GeV. The fit to  $\pi\pi$  data is shown in Fig. 1.

For the S2 wave we fit data where two like charge pions are produced:<sup>[7]</sup> although these pions are not all on their mass shell, at least there is no problem of interference among various isospin states. In the low energy region, we fix the Adler zero at  $z_2 = M_\pi$  and fit only the low energy data,  $s^{1/2} < 1.0$  GeV; later on we will allow  $z_2$  to vary. We have

$$\cot \delta_0^{(2)}(s) = \frac{s^{1/2}}{2k} \frac{M_\pi^2}{s - 2z_2^2} \left\{ B_0 + B_1 \frac{\sqrt{s} - \sqrt{s_0 - s}}{\sqrt{s} + \sqrt{s_0 - s}} \right\}, \quad z_2 \equiv M_\pi; \quad s_0^{1/2} = 1.05 \text{ GeV}, \quad (2.2a)$$

<sup>1</sup> We use the convenient and self-explanatory notation of S0, S2, P, D0, D2, F, ..., for the  $\pi\pi$  partial waves.

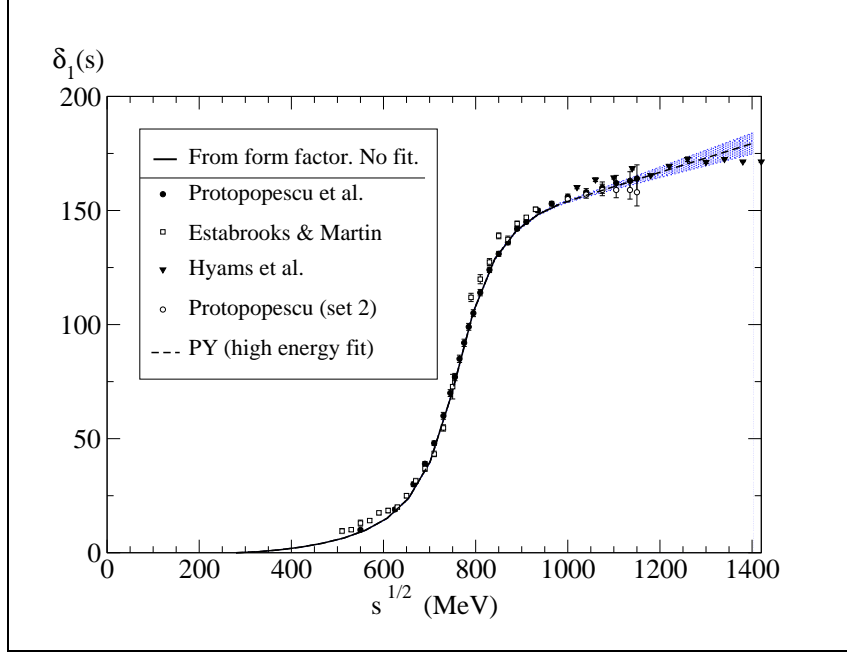


FIGURE 1. The phase shifts of solution 1 from Protopopescu et al.,<sup>[9]</sup> Hyams et al.,<sup>[10a]</sup> and Estabrooks and Martin<sup>[10c]</sup> compared with the prediction with the parameters (2.1) (solid line below 1 GeV). We emphasize that this is *not* a fit to these experimental data, but is obtained from the pion form factor.<sup>[6]</sup> The error here is like the thickness of the line. Above 1 GeV, the dotted line and error (PY) are as follows from the fit in ref. 5, Subsect. 2.1.2.

$$B_0 = -80.4 \pm 2.8, \quad B_1 = -73.6 \pm 12.6; \quad (2.2b)$$

$$a_0^{(2)} = (-0.052 \pm 0.012) M_\pi^{-1}; \quad b_0^{(2)} = (-0.085 \pm 0.011) M_\pi^{-3}.$$

For  $S_0$ , where the experimental situation is somewhat confused, we consider two different methods of data selection. In both, we fit those experimental data points in which *on mass shell* pions are involved:  $K_{l4}$  and  $K \rightarrow 2\pi$  decays. In the first method, we also include some points at higher energy ( $0.81 \text{ GeV} \leq s^{1/2} \leq 0.97 \text{ GeV}$ ) where (most of) the various experimental numbers agree one with another within  $\lesssim 1.5\sigma$ . This we will call a *global fit*. Care is exercised to compose the errors in a realistic manner; the details may be found in ref. 5, Subsect. 2.2.2. In this case we fix the Adler zero at  $z_0 = M_\pi$  and find

$$\cot \delta_0^{(0)}(s) = \frac{s^{1/2}}{2k} \frac{M_\pi^2}{s - \frac{1}{2}z_0^2} \frac{M_\sigma^2 - s}{M_\sigma^2} \left\{ B_0 + B_1 \frac{\sqrt{s} - \sqrt{s_0 - s}}{\sqrt{s} + \sqrt{s_0 - s}} \right\}, \quad z_0 \equiv M_\pi; \quad (2.3a)$$

$$B_0 = 21.04, \quad B_1 = 6.62, \quad M_\sigma = 782 \pm 24 \text{ MeV}; \quad \chi^2/\text{d.o.f.} = 15.7/(19 - 3).$$

$$a_0^{(0)} = (0.230 \pm 0.010) M_\pi^{-1}, \quad b_0^{(0)} = (0.268 \pm 0.011) M_\pi^{-3}; \quad \delta_0^{(0)}(m_K) = 41.0^\circ \pm 2.1^\circ;$$

this fit (shown in Fig. 2, PY curve) we take to be valid for  $s^{1/2} \leq 0.95 \text{ GeV}$ . The errors of the  $B_i$  are strongly correlated; uncorrelated errors are obtained if replacing the  $B_i$  by the parameters  $x, y$  with

$$B_0 = y - x; \quad B_1 = 6.62 - 2.59x; \quad y = 21.04 \pm 0.70, \quad x = 0 \pm 2.6. \quad (2.3b)$$

Alternate possibilities are to fit only  $K_{l4}$  and  $K \rightarrow 2\pi$  data, or to add to this, individually, data from the various experimental analyses. The results can be found in Table 1 (see below, Subsect. 4.1).

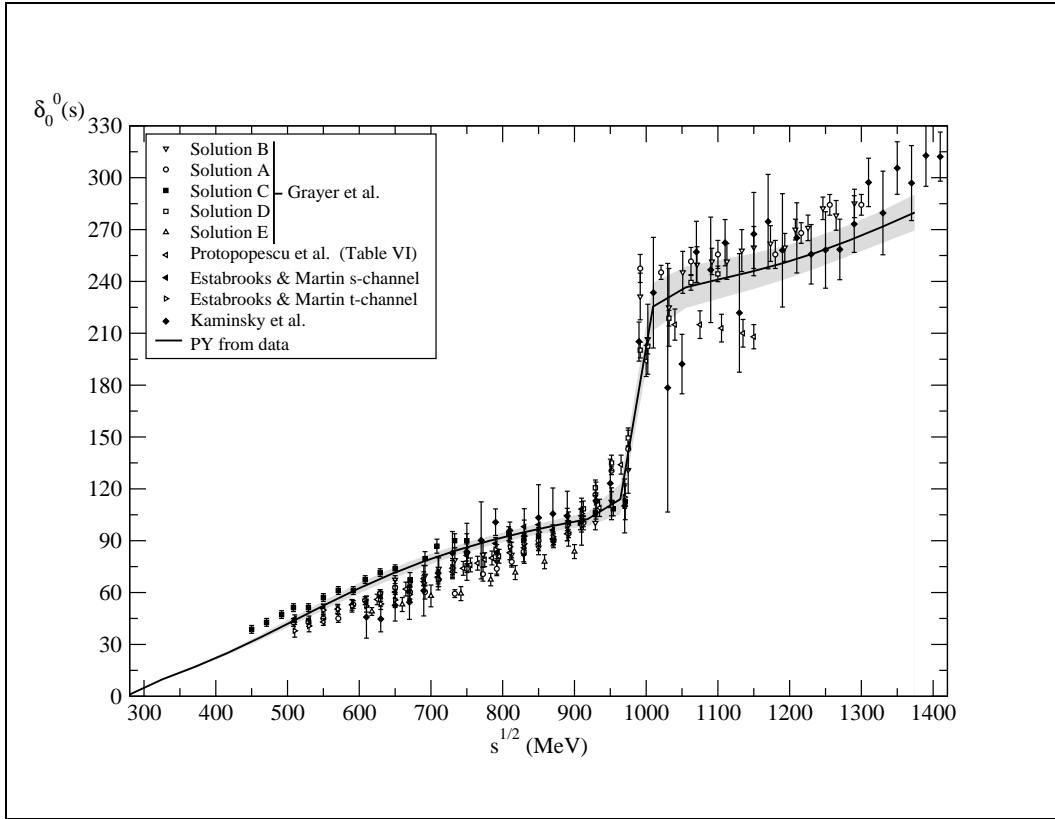


FIGURE 2. The S0 phase shifts and error band in the whole energy range as given by (2.3) below 1 GeV, and from ref. 5 (Subsect. 2.2.4) above 1 GeV. The experimental points from  $K_{l4}$  and  $K_{2\pi}$  decays are not shown.

## 2.2. The S0, S2 and P waves at intermediate energy, $1 \text{ GeV} \lesssim s^{1/2} \lesssim 1.42 \text{ GeV}$

We will not give here details on the fits to experimental data for the S0, S2 and P waves from  $\sim 1 \text{ GeV}$  up to  $1.42 \text{ GeV}$ , which may be found in ref. 5. We will only comment that, while the S2 wave is reasonably well determined from experiment, the S0 and P waves are not. Thus, for the first, depending on whether we use  $\pi\pi \rightarrow \pi\pi$  data, or data<sup>[11]</sup> on  $\pi\pi \rightarrow \bar{K}K$ , the inelasticity  $1 - \eta_0^{(0)}$  varies by almost a factor *three*; we will discuss this again in connection with the scalar form factor of the pion in Sect. 9. Likewise, the values for  $\delta_1(s)$  given in the various experimental analyses disagree above  $1.15 \text{ GeV}$ . This means that relations, such as dispersion relations, in which the S0, P waves intervene, will have errors beyond the nominal errors above  $1 \text{ GeV}$ .

## 2.3. The D, F partial waves at low energy, $s^{1/2} \lesssim 1.42 \text{ GeV}$ , from fits to data

The D and F waves cannot be described with the same accuracy as the S, P waves. The data are scanty, and have large errors. To get reasonable fits we will impose the values of the scattering lengths that follow from the Froissart–Gribov representation. Note that this is not circular reasoning, and it only introduces a small correlation: the Froissart–Gribov representation for the D0, D2, F waves depends mostly on the S0, S2 and P waves, and very little on the D0, D2, F waves themselves. We do not discuss here the D0 and F

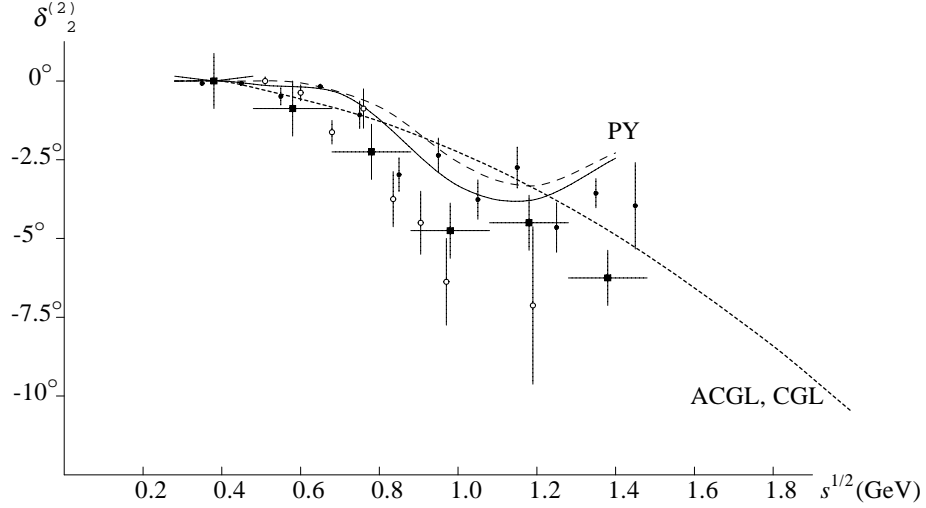


FIGURE 3. Continuous line: The  $I = 2$ ,  $D$ -wave phase shift, obtained by only fitting the experimental data. Dashed line: with the parameters improved using dispersion relations. Dotted line: the fit, valid between  $s^{1/2} = 0.625$  GeV and  $1.375$  GeV, of Martin, Morgan and Shaw which ACGL and CGL, however, use from threshold to  $s^{1/2} = 2$  GeV. The experimental points are from Losty et al., Hoogland et al., solution A, and Cohen et al. (ref. 7)

waves (that may be found in detail in ref. 5) as they do not present special features; only the D2 wave will be considered now.

For isospin  $I = 2$  we would only expect important inelasticity when the channel  $\pi\pi \rightarrow \rho\rho$  opens up, so we will take the value  $s_0 = 1.45^2 \text{ GeV}^2 \sim 4M_\rho^2$  for the energy at which elasticity is not negligible. A pole term is necessary here to get an acceptable fit down to low energy, since we expect  $\delta_2^{(2)}$  to change sign near threshold. The experimental measurements (Cohen et al.; Losty et al.; Hoogland et al.<sup>[7]</sup>) give negative and small values for the phase above some 500 MeV, while, from the Froissart–Gribov representation, it has been known for a long time<sup>[12]</sup> that the scattering length must be positive. If we want a parametrization that applies down to threshold, we must incorporate this zero of the phase shift. The inflection seen in data around 1 GeV implies that we will have to go to third order in the conformal expansion. So we write

$$\cot \delta_2^{(2)}(s) = \frac{s^{1/2}}{2k^5} \left\{ B_0 + B_1 w(s) + B_2 w(s)^2 \right\} \frac{M_\pi^4 s}{4(M_\pi^2 + \Delta^2) - s} \quad (2.4a)$$

with  $\Delta$  a free parameter fixing the zero and

$$w(s) = \frac{\sqrt{s} - \sqrt{s_0 - s}}{\sqrt{s} + \sqrt{s_0 - s}}, \quad s_0^{1/2} = 1450 \text{ MeV}.$$

Since the data we have on this wave are not accurate (cf. Fig. 3) we include in the fit the value of the scattering length that follows from the Froissart–Gribov representation,  $a_2^{(2)} = (2.72 \pm 0.36) \times 10^{-4} M_\pi^{-5}$ . We get

$$B_0 = (2.4 \pm 0.3) \times 10^3, \quad B_1 = (6.8 \pm 0.8) \times 10^3, \quad B_2 = (23.7 \pm 3.8) \times 10^3, \quad \Delta = 196 \pm 20 \text{ MeV}. \quad (2.4b)$$

The fit (Fig. 3) returns reasonable numbers for the scattering length and for the effective range parameter,  $b_2^{(2)}$ :

$$a_2^{(2)} = (2.5 \pm 0.9) \times 10^{-4} M_\pi^{-5}; \quad b_2^{(2)} = (-2.7 \pm 0.8) \times 10^{-4} M_\pi^{-7}. \quad (2.5)$$

### 3. The high energy ( $s^{1/2} \geq 1.42$ GeV) input

In order to test the various dispersive sum rules we need an input for the imaginary part of the scattering amplitude at high energy ( $s^{1/2} \geq 1.42$  GeV) for which we here will take the standard Regge theory, with the parameters of the various Regge poles as given in ref. 4 (for the rho residue, we in fact take the improved version of ref. 5, Appendix B). We will not repeat here this Regge description but will note that, in the early 1970s, Pennington and Protopopescu (see e.g. ref. 13) used crossing sum rules and then-existing low energy phase shifts data to shed doubt on the standard Regge picture for  $\pi\pi$  scattering.<sup>2</sup> This was then accepted unquestioningly by ACGL and CGL, who adopted a very distorted version of Regge behaviour with, for example, a Pomeron a *third* of what factorization (or experimental data on the total  $\pi\pi$  cross section) implies, and unconventional slopes as well. This was used by ACGL, CGL in their analyses. As discussed in refs. 4, 5, however, standard Regge theory is perfectly consistent with crossing sum rules, as well as with experiment<sup>[14]</sup> if assumed to hold systematically above 1.42 GeV.

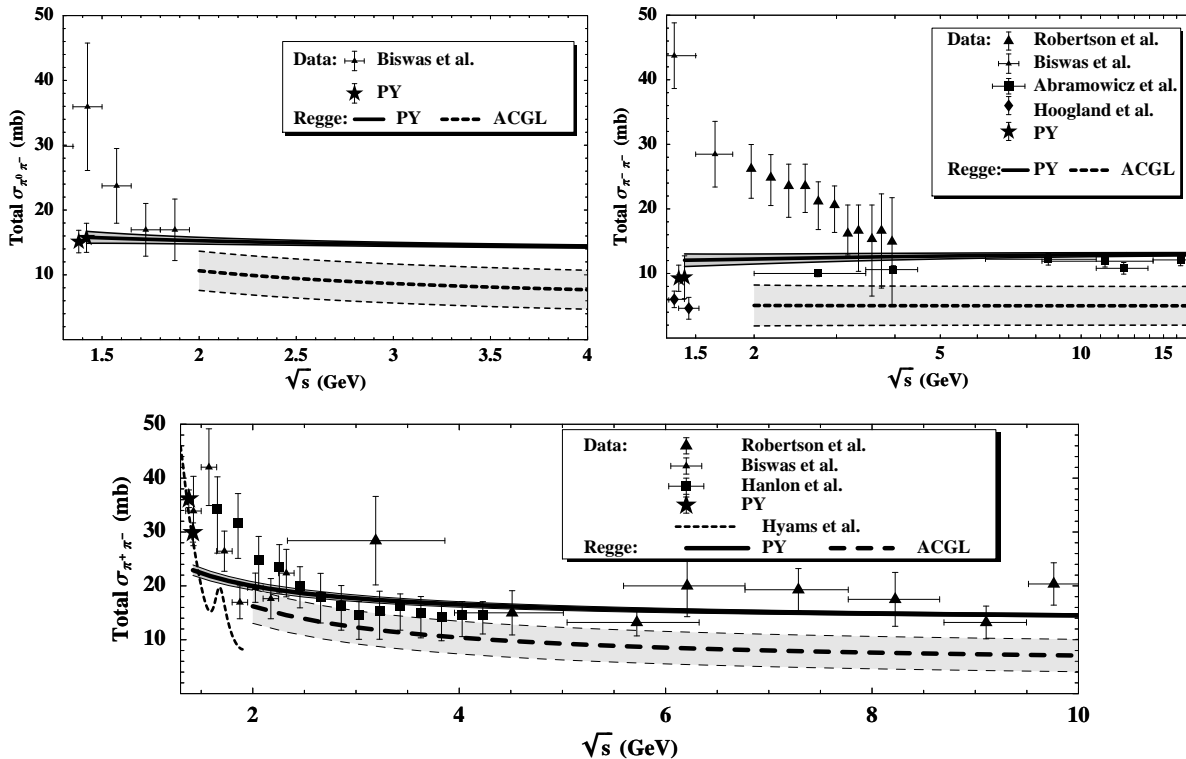


FIGURE 4. The  $\pi\pi$  cross sections. Experimental points from ref. 14. The stars at 1.38 and 1.42 GeV (PY) are from the phase shift analysis of experimental data given in ref. 5. Continuous lines, from 1.42 GeV (PY): Regge formula, with parameters as in refs. 4, 5 (the three lines per fit cover the error in the theoretical values of the Regge residues). Dashed lines, above 2 GeV: the cross sections following from ACGL;<sup>[1]</sup> the grey band covers their error band. Below 2 GeV, the dotted line corresponds to the  $\pi^+\pi^-$  cross section from the Cern-Munich analysis; cf. Fig. 7 in the paper of Hyams et al.<sup>[10a]</sup>

<sup>2</sup> It is appropriate to remark that such doubts could perhaps be maintained in 1974, when the  $\pi\pi$  phase shift were poorly known and, above all, it was also not clear which was the correct theory of strong interactions. They are of course difficult to believe once it became clear that the standard Regge picture is a feature of QCD.

In Fig. 4 we show the Regge values for the cross sections of the various  $\pi\pi$  scattering amplitudes, as given in refs. 4, 5, together with experimental data,<sup>[14]</sup> and what follows from the imaginary parts used by ACGL<sup>[1]</sup> and CGL.<sup>[2]</sup> It is not necessary to comment on this figure, which speaks for itself.

We next remark that ACGL and CGL do *not* use Regge theory for  $1.42 \text{ GeV} \lesssim s^{1/2} \leq 2 \text{ GeV}$ , but take here the scattering amplitude as reconstructed from the phase shift analyses of the Cern–Munich group.<sup>3</sup> Unfortunately, in this region inelasticity is large and the Cern–Munich experiments, which only measure the *differential* cross section for  $\pi\pi \rightarrow \pi\pi$ , are insufficient to reconstruct without ambiguity the full imaginary part. This is discussed in some detail in ref. 3 and, especially, in Appendix C of ref. 5 where it is shown that the Cern–Munich phases fail to pass a number of consistency tests. This is also seen very clearly in Fig. 4, where we plot the total cross section for  $\pi^+\pi^-$  that follows from the analysis of Hyams et al.,<sup>[10a]</sup> which ACGL and CGL follow. Between  $s^{1/2} \sim 1.5$  and  $s^{1/2} \sim 2 \text{ GeV}$ , it is clearly incompatible with the other experimental data,<sup>[14]</sup> as well as with Regge behaviour (as follows from factorization or fit to  $\pi\pi$  data).

The situation is even worse for some specific waves. In particular, we will say a few words on the D2 wave. For D2, ACGL and CGL take (Appendix B.3 in ACGL) an empirical fit:

$$\delta_2^{(2)}(s) = -0.003(s/4M_\pi^2) (1 - 4M_\pi^2/s)^{5/2}. \quad (3.1)$$

Eq. (3.1) was borrowed by ACGL from an old fit in the book of Martin, Morgan and Shaw,<sup>[15]</sup> where only intermediate energy data were fitted. In fact, (3.1) fails at threshold (it gives a negative scattering length) and it does not fit well experimental data below 1.42 GeV, as shown in Fig. 3. Above 1 GeV, the D2 wave in (3.1) grows (in modulus) quadratically with the energy, while from Regge theory it is easy to verify that all waves should go to a multiple of  $\pi$  and, in particular, D2 should go to zero; see Appendix C to ref. 5 for details. It is true that this D2 wave is small but, given the accuracy claimed by CGL, it is certainly not negligible.

It follows that the imaginary parts of the scattering amplitudes that ACGL, CGL use above 1.42 GeV are noticeably different from the physical ones. We will later see how much this affects their output.

## 4. Improving the parametrizations with the help of dispersion relations

### 4.1. Checking forward dispersion relations

We expect that the scattering amplitudes that follow from the experimental phase shifts (and inelasticities) at low energy ( $s^{1/2} \leq 1.42 \text{ GeV}$ ), together with the Regge expressions at high energy, will provide  $\pi\pi$  amplitudes that satisfy dispersion relations since they fit well the experimental data and are therefore good approximations to the physical scattering amplitudes. In the present Section we will check that this is the case, at low energies ( $s^{1/2} \lesssim 1 \text{ GeV}$ ), for three independent scattering amplitudes, which we will conveniently take the following  $t$ -symmetric or antisymmetric combinations, that form a complete set:  $\pi^0\pi^0 \rightarrow \pi^0\pi^0$ ,  $\pi^0\pi^+ \rightarrow \pi^0\pi^+$ , and the amplitude  $I_t = 1$ , corresponding to isospin unity in the  $t$  channel. The reason for choosing these amplitudes is that the amplitudes for  $\pi^0\pi^0$  and  $\pi^0\pi^+$  depend only on two isospin states, and have positivity properties: their imaginary parts are sums of positive terms. Because of this, the *errors* are much reduced for them.

We therefore consider here the following dispersion relations: for  $\pi^0\pi^0$ ,

$$\text{Re } F_{00}(s) - F_{00}(4M_\pi^2) = \frac{s(s - 4M_\pi^2)}{\pi} \text{P.P.} \int_{4M_\pi^2}^{\infty} ds' \frac{(2s' - 4M_\pi^2) \text{Im } F_{00}(s')}{s'(s' - s)(s' - 4M_\pi^2)(s' + s - 4M_\pi^2)}. \quad (4.1a)$$

In particular, for  $s = 2M_\pi^2$ , which will be important when we later discuss the Adler zeros (Subsect. 4.2), we have

$$F_{00}(4M_\pi^2) = F_{00}(2M_\pi^2) + D_{00}, \quad D_{00} = \frac{8M_\pi^4}{\pi} \int_{4M_\pi^2}^{\infty} ds \frac{\text{Im } F_{00}(s)}{s(s - 2M_\pi^2)(s - 4M_\pi^2)}. \quad (4.1b)$$

<sup>3</sup> For the S0 wave ACGL take the re-elaboration of the Cern–Munich data by Au, Morgan and Pennington.<sup>[10d]</sup>

For  $\pi^0\pi^+$ :

$$\text{Re } F_{0+}(s) - F_{0+}(4M_\pi^2) = \frac{s(s - 4M_\pi^2)}{\pi} \text{P.P.} \int_{4M_\pi^2}^{\infty} ds' \frac{(2s' - 4M_\pi^2) \text{Im } F_{0+}(s')}{s'(s' - s)(s' - 4M_\pi^2)(s' + s - 4M_\pi^2)}. \quad (4.2a)$$

At the point  $s = 2M_\pi^2$ , this becomes

$$F_{0+}(4M_\pi^2) = F_{0+}(2M_\pi^2) + D_{0+}, \quad D_{0+} = \frac{8M_\pi^4}{\pi} \int_{8M_\pi^2}^{\infty} ds \frac{\text{Im } F_{0+}(s)}{s(s - 2M_\pi^2)(s - 4M_\pi^2)}. \quad (4.2b)$$

Finally, for isospin unit exchange, which does not require subtractions,

$$\text{Re } F^{(I_t=1)}(s, 0) = \frac{2s - 4M_\pi^2}{\pi} \text{P.P.} \int_{4M_\pi^2}^{\infty} ds' \frac{\text{Im } F^{(I_t=1)}(s', 0)}{(s' - s)(s' + s - 4M_\pi^2)}. \quad (4.3)$$

The imaginary parts at high energy,  $s^{1/2} \geq 1.42$  GeV, are taken from Regge theory as discussed in refs. 4, 5 and in the previous Section. Depending on the experimental data we use to fit the S0 wave we find the results reported in Table 1 for the fulfillment of the dispersion relations. The  $\chi^2/\text{d.o.f.}$  is obtained by evaluating left and right hand sides of Eqs. (4.1a), (4.2a) and (4.3) at intervals of 25 MeV, from threshold to 0.925 GeV, adding the  $\chi^2$ 's for all points, and dividing by the number of points. We do not give, in Table 1, the  $\chi^2/\text{d.o.f.}$  corresponding to  $\pi^0\pi^+$  scattering, which is equal to 1.7 independently of the S0 wave.

We also give in Table 1 the central values of the quantity  $\delta_0^{(0)}(0.8^2 \text{ GeV}^2)$ , that we will discuss later.

	$B_0$	$B_1$	$M_\sigma$ (MeV)	$\frac{\chi^2}{\text{d.o.f.}}(I_t = 1)$	$\frac{\chi^2}{\text{d.o.f.}}(\pi^0\pi^0)$	$\delta_0^{(0)}(0.8^2)$
PY, Eq. (2.14)	21.04	6.62	$782 \pm 24$	0.3	3.5	$91.9^\circ$
$K$ decay only	$18.5 \pm 1.7$	$\equiv 0$	$766 \pm 95$	0.2	1.8	$93.2^\circ$
$K$ decay data + Grayer, B	$22.7 \pm 1.6$	$12.3 \pm 3.7$	$858 \pm 15$	1.0	2.7	$84.0^\circ$
$K$ decay data + Grayer, C	$16.8 \pm 0.85$	$-0.34 \pm 2.34$	$787 \pm 9$	0.4	1.0	$91.1^\circ$
$K$ decay data + Grayer, E	$21.5 \pm 3.6$	$12.5 \pm 7.6$	$1084 \pm 110$	2.1	0.5	$70.6^\circ$
$K$ decay data + Kaminski	$27.5 \pm 3.0$	$21.5 \pm 7.4$	$789 \pm 18$	0.3	5.0	$91.6^\circ$
$K$ decay data + Grayer, A	$28.1 \pm 1.1$	$26.4 \pm 2.8$	$866 \pm 6$	2.0	7.9	$81.2^\circ$
$K$ decay data + EM, $s$ -channel	$29.8 \pm 1.3$	$25.1 \pm 3.3$	$811 \pm 7$	1.0	9.1	$88.3^\circ$
$K$ decay data + EM, $t$ -channel	$29.3 \pm 1.4$	$26.9 \pm 3.4$	$829 \pm 6$	1.2	10.1	$85.7^\circ$
$K$ decay data + Protopopescu VI	$27.0 \pm 1.7$	$22.0 \pm 4.1$	$855 \pm 10$	1.2	5.8	$82.9^\circ$
$K$ decay data + Protopopescu XII	$25.5 \pm 1.7$	$18.5 \pm 4.1$	$866 \pm 14$	1.2	6.3	$82.2^\circ$
$K$ decay data + Protopopescu 3	$27.1 \pm 2.3$	$23.8 \pm 5.0$	$913 \pm 18$	1.8	4.2	$76.7^\circ$

PY, Eq. (2.3): our global fit, Eq. (2.3). We do not give errors here as they are strongly correlated. Grayer A, B, C, E: the corresponding solutions in the paper of Grayer et al.<sup>[10b]</sup> (note that solution D in this paper concerns only data at higher energies). EM: the solutions of Estabrooks and Martin.<sup>[10e]</sup> Kaminski: the papers of Kamiński et al.<sup>[10f]</sup> Protopopescu VI, XII and VIII: the corresponding solutions in ref. 9.

TABLE 1

#### 4.2. Improving the fits using forward dispersion relations

In this Section we will improve the values of the parameters we have found with our fits to data requiring also fulfillment (within errors) of dispersion relations up to 0.925 GeV. This will provide us with a parametrization of the various waves with central values more compatible with analyticity and  $s - u$  crossing. This method is an alternative to that of the Roy equations to which it is superior in that we do not need as input the values of the scattering amplitude for  $|t|$  up to  $30M_\pi^2$ , where the various Regge fits existing in the literature disagree strongly one with another (see ref. 5, Appendix B), and also in that, with dispersion relations, we can test all energies, whereas the Roy equations are only valid for  $s^{1/2} < \sqrt{60} M_\pi \sim 1.1$  GeV (and in practice only applied up to 0.8 GeV). With the S0 wave in Eq. (2.3), we find (units of  $M_\pi$ )

$$\begin{aligned}
\text{S0; } s^{1/2} \leq 2m_K : \quad & B_0 = 17.4 \pm 0.5; \quad B_1 = 4.3 \pm 1.4; \\
& M_\sigma = 790 \pm 21 \text{ MeV}; \quad z_0 = 195 \text{ MeV [Fixed]}; \\
& a_0^{(0)} = 0.230 \pm 0.015; \quad b_0^{(0)} = 0.312 \pm 0.014. \\
\text{S2; } s^{1/2} \leq 1.0 \text{ GeV} : \quad & B_0 = -80.8 \pm 1.7; \quad B_1 = -77 \pm 5; \quad z_2 = 147 \text{ MeV [Fixed]}; \\
& a_0^{(2)} = -0.0480 \pm 0.0046; \quad b_0^{(2)} = -0.090 \pm 0.006. \\
\text{S2; } 1.0 \leq s^{1/2} \leq 1.42 : \quad & B_0 = -125 \pm 6; \quad B_1 = -119 \pm 14; \quad \epsilon = 0.17 \pm 0.12. \\
\text{P; } s^{1/2} \leq 1.05 : \quad & B_0 = 1.064 \pm 0.11; \quad B_1 = 0.170 \pm 0.040; \quad M_\rho = 773.6 \pm 0.9 \text{ MeV}; \\
& a_1 = (38.7 \pm 1.0) \times 10^{-3}; \quad b_1 = (4.55 \pm 0.21) \times 10^{-3}. \\
\text{D0; } s^{1/2} \leq 1.42 : \quad & B_0 = 23.5 \pm 0.7; \quad B_1 = 24.8 \pm 1.0; \quad \epsilon = 0.262 \pm 0.030; \\
& a_2^{(0)} = (18.4 \pm 3.0) \times 10^{-4}; \quad b_2^{(0)} = (-8.6 \pm 3.4) \times 10^{-4}. \\
\text{D2; } s^{1/2} \leq 1.42 : \quad & B_0 = (2.9 \pm 0.2) \times 10^3; \quad B_1 = (6.3 \pm 0.8) \times 10^3; \quad B_2 = (25.4 \pm 3.6) \times 10^3; \\
& \Delta = 212 \pm 19; \\
& a_2^{(2)} = (2.4 \pm 0.7) \times 10^{-4}; \quad b_2^{(2)} = (-2.5 \pm 0.6) \times 10^{-4}. \\
\text{F; } s^{1/2} \leq 1.42 : \quad & B_0 = (1.09 \pm 0.03) \times 10^5; \quad B_1 = (1.41 \pm 0.04) \times 10^5; \quad a_3 = (6.0 \pm 0.8) \times 10^{-5}.
\end{aligned} \tag{4.4}$$

When using the fits to individual sets of data we get somewhat different results, for the S0 wave parameters (the other waves are essentially like in (4.4), however):

Improved fits:	$B_0$	$B_1$	$M_\sigma$ (MeV)	$z_0$ (MeV)	$\frac{\chi^2(I_t=1)}{\text{d.o.f.}}$	$\frac{\chi^2(00)}{\text{d.o.f.}}$	$\frac{\chi^2(0+)}{\text{d.o.f.}}$	(4.1b)	$\delta_0^{(0)}(.8^2)$
PY, Eq. (4.4)	$17.4 \pm 0.5$	$4.3 \pm 1.4$	$790 \pm 30$	$198 \pm 21$	0.40	0.66	1.62	$1.6 \sigma$	$91.3^\circ$
$K$ decay only	$16.4 \pm 0.9$	$\equiv 0$	$809 \pm 53$	$182 \pm 34$	0.30	0.29	1.77	$1.5 \sigma$	$91.3^\circ$
$K$ decay data + Grayer, C	$16.2 \pm 0.7$	$0.5 \pm 1.8$	$788 \pm 9$	$184 \pm 39$	0.37	0.32	1.74	$1.5 \sigma$	$91.0^\circ$
$K$ decay data + Grayer, B	$20.7 \pm 1.0$	$11.6 \pm 2.6$	$861 \pm 14$	$233 \pm 30$	0.37	0.83	1.60	$4.0 \sigma$	$85.1^\circ$
$K$ decay data + Grayer, E	$20.2 \pm 2.2$	$8.4 \pm 5.2$	$982 \pm 95$	$272 \pm 50$	0.60	0.09	1.40	$6.0 \sigma$	$78.0^\circ$
$K$ decay data + Kaminski	$20.8 \pm 1.4$	$13.6 \pm 3.7$	$798 \pm 17$	$245 \pm 39$	0.43	1.08	1.36	$4.5 \sigma$	$91.8^\circ$

PY, Eq. (4.4): from the fit (2.3), improved with forward dispersion relations. Other conventions as in Table 1. Errors are given for the Adler zero, but we fix it at its central value when evaluating the errors for the other parameters.

TABLE 2

## 5. The ACGL, CGL phases at the matching point, $s^{1/2} = 0.8$ GeV

A very important role is played, in the analyses of ACGL, CGL, by the input phases for the S0, S2 and P waves at the point,  $s^{1/2} = 0.8$  GeV, where they match the solutions of the Roy equations to the experimental amplitude at high energy. The errors these authors take for the S2, P waves are reasonable; that for the S0 wave, which is a key quantity, is not, as we will now discuss.

The quantity  $\delta_0^{(0)}((0.8 \text{ GeV})^2)$  is in fact given in Eq. (6.3) of ACGL as

$$\delta_0^{(0)}((0.8 \text{ GeV})^2) = 82.3 \pm 3.4^\circ. \quad (5.1)$$

This value is also used in CGL. This error,  $\pm 3.4^\circ$ , may be contrasted with the error estimates of ref. 5, Eqs. (2.13), which vary, for the data above 0.8 GeV, between  $6^\circ$  and  $18^\circ$ .

Let us see if the ACGL number is reasonable. ACGL consider the difference  $\delta_1 - \delta_0^{(0)}$  at 0.8 GeV, in the hope that some of the errors will cancel for this combination. They give a value for this quantity of

$$\delta_0^{(0)}((0.8 \text{ GeV})^2) - \delta_1((0.8 \text{ GeV})^2) = 26.6 \pm 2.8^\circ.$$

Now, the Cern–Munich<sup>[10]</sup> experimental values for this which ACGL quote (there are others) are

$$\delta_1((0.8 \text{ GeV})^2) - \delta_0^{(0)}((0.8 \text{ GeV})^2) = \begin{cases} 23.4 \pm 4.0^\circ & [\text{Hyams et al.}] \\ 24.8 \pm 3.8^\circ & [\text{Estabrooks and Martin, } s\text{-channel}] \\ 30.3 \pm 3.4^\circ & [\text{Estabrooks and Martin, } t\text{-channel}]. \end{cases}$$

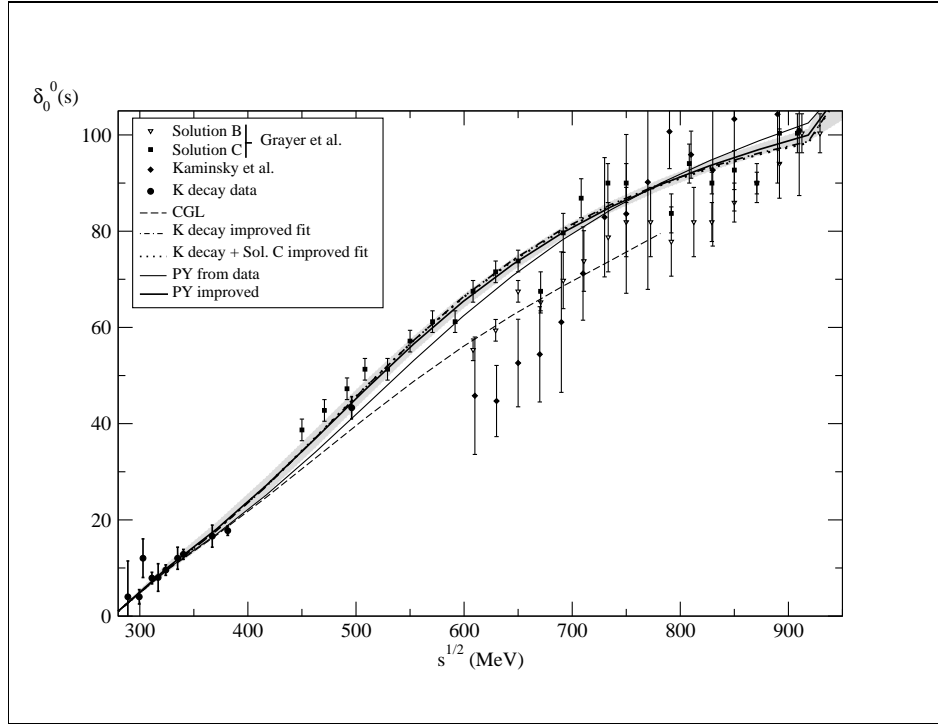


FIGURE 5. The S0 phase shift corresponding to the improved fit in Eq. (4.4) (PY, thick continuous line and error band), the unimproved solution of Eq. (2.3) (thin continuous line), and the *improved* solutions “K decay only” and “Grayer C” of Table 2 (difficult to see as they fall almost on top of PY). The solution CGL<sup>[2]</sup> (lowest discontinuous line) is also shown.

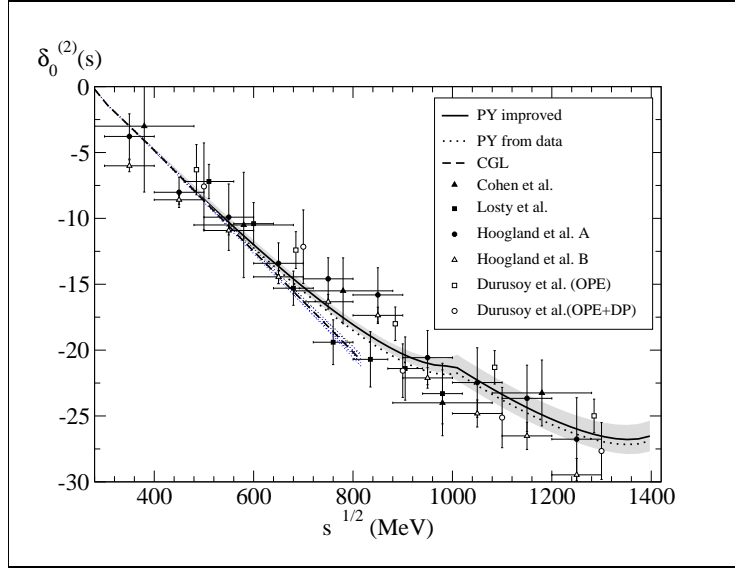


FIGURE 6. Phase shift for the S2 wave, Eq. (4.4) (PY, thick continuous line, and error band); unimproved fit, Eq. (2.2) (PY, dotted line); and the phase CGL,<sup>[2]</sup> and error band (dashed line).

All the numbers here stem from the *same experiment*, and differ only on the method of analysis. Their spread is an indication of the *systematic*, or theoretical, error in the determination of  $\delta_1 - \delta_0^{(0)}$ . To take this into account a correct procedure is to average the various determinations and enlarge the error, with what we will call “systematic error”, so that all the numbers are covered by it:

$$\delta_1((0.8 \text{ GeV})^2) - \delta_0^{(0)}((0.8 \text{ GeV})^2) = 26.3^\circ \pm 3.8 (\text{St.}) \pm 4.0 (\text{Sys.}).$$

Using now ACGL’s central value  $\delta_1((0.8 \text{ GeV})^2) = 108.9 \pm 2^\circ$  we would find

$$\delta_0^{(0)}((0.8 \text{ GeV})^2) = 82.7 \pm 7.8^\circ; \quad (5.2)$$

we have added (St.) and (Sys.) errors linearly, as is mandatory when a single datum is involved. In fact, this is probably optimistic. First of all, the Hyams et al. value quoted above is only one of *five* solutions by the same experiment (depending on the corrections applied: cf. Grayer et al.<sup>[10b]</sup>). Secondly, if we included the data of Protopopescu et al.,<sup>[9]</sup> the error would increase to  $10^\circ$ . In any case, a realistic error should be several times what ACGL and CGL assume.

But the best way to see that the error, and indeed, even the central value, given in (5.1) are not reasonable is to look at the *experimental* results reported in Tables 1, 2 for  $\delta_0^{(0)}((0.8 \text{ GeV})^2)$ , which speak for themselves.

The character of a forced fit is also indicated in Fig. 5. CGL constrain the curve to pass through the point at (5.1). The corresponding solution is then dragged away from all solutions that are consistent with dispersion relations. In fact, it probably the distortion of the S0 wave, together with the distortion caused by incorrect high energy behaviour, what also drives the S2 wave of CGL away from what one finds from experiment (Fig. 6).

## 6. Dispersion relations and the CGL solution

The inconsistency of the CGL solution with experimental results at high energy is particularly transparent if we consider the fulfillment of dispersion relations with the parameters of CGL for the S0, S2 and P waves at low energy, or with our parameters here.

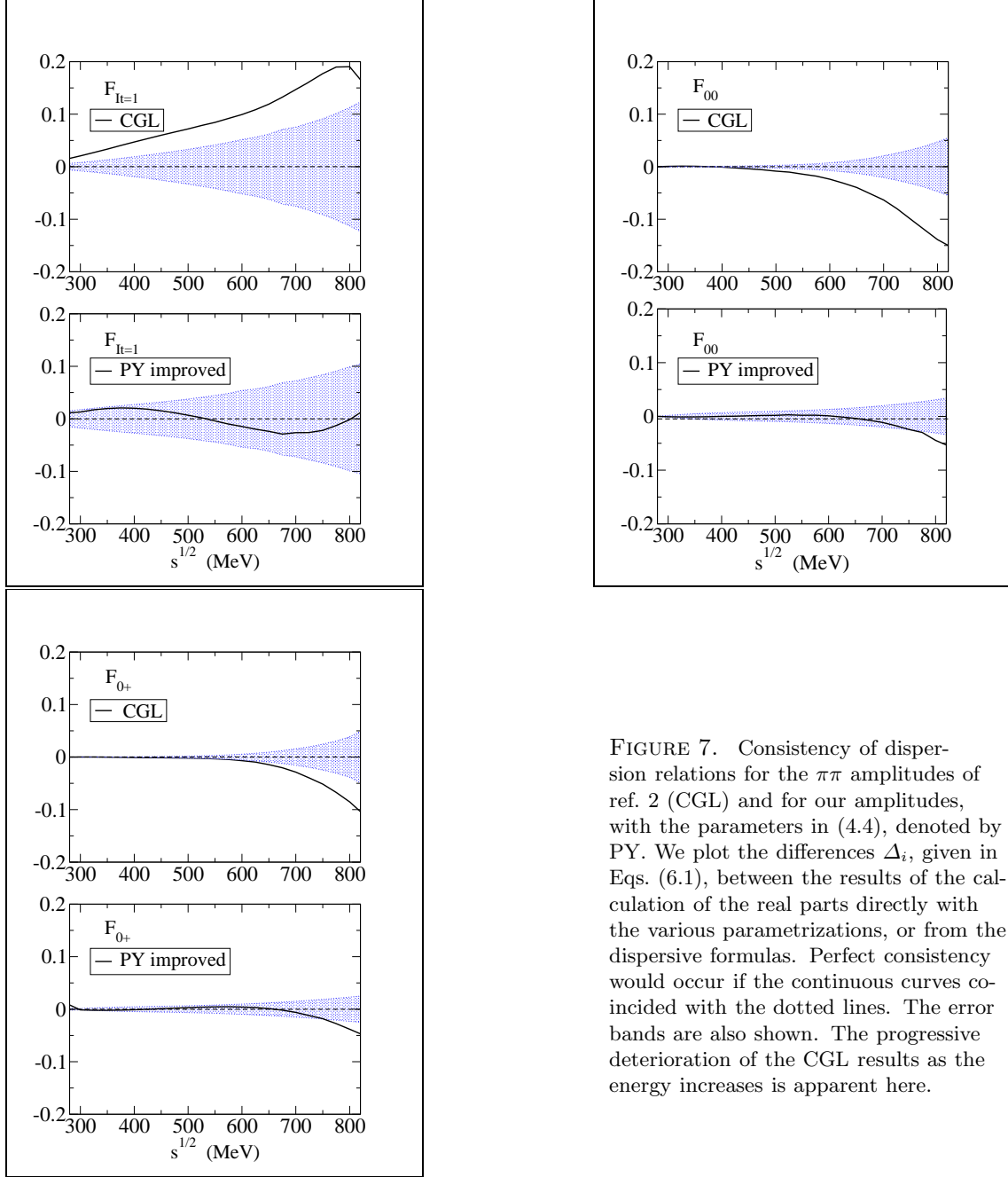


FIGURE 7. Consistency of dispersion relations for the  $\pi\pi$  amplitudes of ref. 2 (CGL) and for our amplitudes, with the parameters in (4.4), denoted by PY. We plot the differences  $\Delta_i$ , given in Eqs. (6.1), between the results of the calculation of the real parts directly with the various parametrizations, or from the dispersive formulas. Perfect consistency would occur if the continuous curves coincided with the dotted lines. The error bands are also shown. The progressive deterioration of the CGL results as the energy increases is apparent here.

This is depicted in Fig. 7, where we show the mismatch between the real part and the dispersive evaluations, that is to say, the differences  $\Delta_i$ ,

$$\Delta_1 \equiv \text{Re } F^{(I_t=1)}(s, 0) - \frac{2s - 4M_\pi^2}{\pi} \text{P.P.} \int_{4M_\pi^2}^{\infty} ds' \frac{\text{Im } F^{(I_t=1)}(s', 0)}{(s' - s)(s' + s - 4M_\pi^2)}, \quad (6.1a)$$

$$\Delta_{00} \equiv \text{Re } F_{00}(s) - F_{00}(4M_\pi^2) - \frac{s(s - 4M_\pi^2)}{\pi} \text{P.P.} \int_{4M_\pi^2}^{\infty} ds' \frac{(2s' - 4M_\pi^2) \text{Im } F_{00}(s')}{s'(s' - s)(s' - 4M_\pi^2)(s' + s - 4M_\pi^2)}, \quad (6.1b)$$

and

$$\Delta_{0+} \equiv \text{Re } F_{0+}(s) - F_{0+}(4M_\pi^2) - \frac{s(s - 4M_\pi^2)}{\pi} \text{P.P.} \int_{4M_\pi^2}^{\infty} ds' \frac{(2s' - 4M_\pi^2) \text{Im } F_{0+}(s')}{s'(s' - s)(s' - 4M_\pi^2)(s' + s - 4M_\pi^2)}. \quad (6.1c)$$

These quantities would vanish,  $\Delta_i = 0$ , if the dispersion relations were exactly satisfied.

We include in the comparison of Fig. 7 the errors; in the case of CGL, these errors are as follow from the parametrizations given by these authors in ref. 2, for  $s^{1/2} \lesssim 0.8$  GeV. At higher energies they are taken from experiment via our parametrizations. By comparison, we show the same quantities for our best results in the present paper, that is to say, with amplitudes improved by use of dispersion relations, Eq. (4.4). In both cases we have taken the Regge parameters from Appendix B in ref. 5.

## 7. Comparison of low energy parameters of CGL, DFGS, KLL, and here

We here present, in Table 3, the low energy parameters as given in CGL, as well as in two other recent evaluations, that use the Roy equations, by Descotes et al.<sup>[15]</sup>, that we denote by DFGS, and by Kamiński, Leśniak and Loiseau<sup>[15]</sup>, denoted by KLL. This is compared with what one finds fitting experimental data, improved with dispersion relations, as reported in ref. 5 and repeated here, that we denote by PY. The mismatches between many of the parameters of CGL and PY are apparent in Table 3; not surprisingly, these mismatches affect mostly those parameters which are sensitive to high energy:  $b_1$ ,  $a_2^{(I)}$ ,  $b_2^{(I)}$ .

	DFGS	KLL	CGL	PY
$a_0^{(0)}$	$0.228 \pm 0.032$	$0.224 \pm 0.013$	$0.220 \pm 0.005$	$0.230 \pm 0.015$
$a_0^{(2)}$	$-0.0382 \pm 0.0038$	$-0.0343 \pm 0.0036$	$-0.0444 \pm 0.0010$	$-0.0480 \pm 0.0046$
$b_0^{(0)}$		$0.252 \pm 0.011$	$0.280 \pm 0.001$	$0.312 \pm 0.014$
$b_0^{(2)}$		$-0.075 \pm 0.015$	$-0.080 \pm 0.001$	$-0.090 \pm 0.006$
$a_1$		$39.6 \pm 2.4$	$37.9 \pm 0.5$	$38.4 \pm 0.8 \quad (\times 10^{-3})$
$b_1$		$2.83 \pm 0.67$	$5.67 \pm 0.13$	$4.75 \pm 0.16 \quad (\times 10^{-3})$
$a_2^{(0)}$			$17.5 \pm 0.3$	$18.70 \pm 0.41 \quad (\times 10^{-4})$
$a_2^{(2)}$			$1.70 \pm 0.13$	$2.78 \pm 0.37 \quad (\times 10^{-4})$
$b_2^{(0)}$			$-3.55 \pm 0.14$	$-4.16 \pm 0.30 \quad (\times 10^{-4})$
$b_2^{(2)}$			$-3.26 \pm 0.12$	$-3.89 \pm 0.28 \quad (\times 10^{-4})$
$a_3$			$5.6 \pm 0.2$	$6.3 \pm 0.4 \quad (\times 10^{-5})$

Units of  $M_\pi$ . The numbers in the CGL column are as given by CGL in Table 2 and elsewhere in their text. In PY, the values for the D, F waves parameters are from the Froissart–Gribov representation. The rest are from the fits, improved with dispersion relations, except for  $a_1$  and  $b_1$  that have been taken as in ref. 5.

TABLE 3

## 8. Comments on $b_1$ , on the scalar form factor of the pion and on chiral perturbation theory

### 8.1. The $b_1$ parameter, a sum rule and chiral perturbation theory

The parameter  $b_1$  is one for which the different determinations in Table 3 vary more; for example, the CGL number is more than  $4\sigma$  away from the result of PY, which follows from a very robust evaluation using the pion form factor in ref. 5. For this reason, we will look at it from two more points of view. First, we will write a sum rule for  $b_1$  that depends little on the high energy behaviour; and, secondly, we will look at  $b_1$  from the point of view of chiral perturbation theory.

To get the sum rule we write a dispersion relation for the quantity

$$\frac{\partial}{\partial s} \left( \frac{F^{(I_s=1)}(s, 0)}{s - 4M_\pi^2} \right),$$

which we evaluate at threshold. Taking into account that

$$\frac{\partial}{\partial s} \left( \frac{F^{(I_s=1)}(s, 0)}{s - 4M_\pi^2} \right)_{s=4M_\pi^2} = \frac{3M_\pi}{2\pi} b_1,$$

we obtain a fastly convergent relation for  $b_1$ :

$$M_\pi b_1 = \frac{2}{3} \int_{4M_\pi^2}^{\infty} ds \left\{ \frac{1}{3} \left[ \frac{1}{(s - 4M_\pi^2)^3} - \frac{1}{s^3} \right] \text{Im} F^{(I_t=0)}(s, 0) + \frac{1}{2} \left[ \frac{1}{(s - 4M_\pi^2)^3} + \frac{1}{s^3} \right] \text{Im} F^{(I_t=1)}(s, 0) - \frac{5}{6} \left[ \frac{1}{(s - 4M_\pi^2)^3} - \frac{1}{s^3} \right] \text{Im} F^{(I_t=2)}(s, 0) \right\}.$$

Most of the contribution to  $b_1$  comes from the S0 and P waves at low energy, while all other contributions (in particular, the Regge contributions) are substantially smaller than  $10^{-3}$ . Adding all pieces we find

$$b_1 = (4.99 \pm 0.21) \times 10^{-3} M_\pi^{-5}, \quad (8.1)$$

a value reasonably compatible with what we found in (4.4), with a completely different method,  $b_1 = (4.55 \pm 0.21) \times 10^{-3} M_\pi^{-5}$  (because of correlations, the distance is actually  $\sim 1\sigma$ ). We can combine both and find a precise estimate,

$$b_1 = (4.75 \pm 0.16) \times 10^{-3} M_\pi^{-5}.$$

which is in fact the number reported in Table 3.

We next turn to ch.p.t. To one loop we have<sup>[17]</sup>

$$b_1 = \frac{M_\pi^{-1}}{288\pi^3 f_\pi^4} \{ -\bar{l}_1 + \bar{l}_2 + \frac{97}{120} \}$$

and  $f_\pi$  is the pion decay constant. If we replace the values of the  $\bar{l}_i$  given in CGL we would find (in units with  $M_\pi = 1$ )

$$b_1 = (4.09 \pm 0.81) \times 10^{-3} \quad [\text{one loop; CGL constants } \bar{l}_i]. \quad (8.2)$$

In order to bring this into agreement with the CGL number,  $b_1 = (5.67 \pm 0.13) \times 10^{-3}$ , we would need corrections (two loop and higher) of  $\sim 40\%$ .

One may get an interesting relation for  $b_1$  by eliminating the constants  $\bar{l}_1, \bar{l}_2$  between  $b_1$  and  $a_{0+}, a_{00}$  defined by

$$a_{0+} = \frac{2}{3} [a_2^{(0)} - a_2^{(2)}], \quad a_{00} = \frac{2}{3} [a_2^{(0)} + 2a_2^{(2)}].$$

We get

$$b_1 = \frac{5}{2} [3a_{0+} - a_{00}] + \left( \frac{97}{120} + \frac{1}{8} \right) \frac{1}{288\pi^3 f_\pi^4 M_\pi}. \quad (8.3)$$

Although this is valid only to one loop, the large higher order (two loop) correction due to the factor  $1/f_\pi^4$  in (8.1) cancels almost completely. Moreover, the r.h.s. is dominated by  $a_{0+}$ , which is known with great accuracy:<sup>[5]</sup> one has  $a_{0+} = (10.61 \pm 0.14) \times 10^{-4} M_\pi^{-5}$ . If we take the values of CGL for  $a_{00}$  and  $a_{0+}$ , we obtain, from (8.3),

$$b_1 = (4.95 \pm 0.11) \times 10^{-3} \quad \text{CGL.} \quad (8.4)$$

This again is separated by several standard deviations from the value given in CGL. Contrarily to this, if we use the values in ref. 5 for the  $a_{00}$ ,  $a_{0+}$ , we find

$$b_1 = (4.44 \pm 0.21) \times 10^{-3} \quad \text{PY.} \quad (8.5)$$

This number agrees with the value obtained with completely different methods (Table 3), thereby showing the consistency of the PY phase shifts, with themselves and with chiral perturbation theory.

## 8.2. Chiral perturbation theory and the scalar form factor of the pion

Finally, we compare the low energy  $\pi\pi$  parameters with the results of chiral perturbation theory (ch.p.t.). We will consider the cases of CGL and our (PY) analyses. In both we take the value of the parameter  $\bar{l}_3 = 2.9 \pm 2.4$  from the old calculation of Gasser and Leutwyler,<sup>[17]</sup> although we will discuss it a bit more later. This parameter has very little influence in the results. We include in the comparison the quadratic scalar radius of the pion,  $\langle r_{S,\pi}^2 \rangle$ . For the CGL case we take it as given by the Donoghue, Gasser and Leutwyler calculation,<sup>[18]</sup> which CGL accept; for the PY case we take the determination obtained in ref. 19. This will be now discussed.

Their results (from experimental analysis of the scalar pion form factor) for the pion scalar radius,  $\langle r_{S,\pi}^2 \rangle$ , and of the ch.p.t. constant  $\bar{l}_4$ , related to it by

$$\langle r_{S,\pi}^2 \rangle = \frac{3}{8\pi^2 f_\pi^2} \left\{ \bar{l}_4 - \frac{13}{12} \right\},$$

differs between the calculations of Donoghue et al.,<sup>[18]</sup> who find  $\bar{l}_4 = 4.4 \pm 0.2$ , and those in ref. 19, where the value  $\bar{l}_4 = 5.4 \pm 0.5$  is obtained. Recently, Ananthanarayan et al.<sup>[20]</sup> have repeated the calculation of ref. 18 and conclude that it is confirmed (and thus that the result of ref. 19 is rejected by  $\sim 2\sigma$ ). Unfortunately, the authors in ref. 20 still use the old parametrization of Hyams et al. (Eq. (12a) and Table 1 in ref 11a) for the  $K$  matrix for  $\pi\pi$  and  $\bar{K}K$  scattering to evaluate the scalar form factor of the pion,  $F_S(s)$ . This is quite incompatible (by more than a factor *three*) with what one finds for the inelasticity,  $1 - \eta_0^{(0)}$ , by direct measurements of the  $\pi\pi \rightarrow \bar{K}K$  cross section;<sup>[11]</sup> see Fig. 8. Moreover, and unlike in the estimate of ref. 19, the authors in ref. 20 find a phase of the scalar form factor,  $\delta(s)$ , clearly below  $\pi$  even for energies as high as  $s = 2 \text{ GeV}^2$  where from QCD estimates one expects it to be *above*  $\pi$ . In fact, by using methods like those for the vector form factor,<sup>4</sup> one finds that the scalar form factor of the pion behaves, at large  $s$ , as

$$F_S(s) \underset{s \rightarrow \infty}{\simeq} C f_\pi^2 [\bar{m}_u^2(s) + \bar{m}_d^2(s)]/s.$$

Unlike for the vector case, however, the constant  $C$  can now not be calculated. From this it follows that

$$\delta(s) \underset{s \rightarrow \infty}{\simeq} \pi \left\{ 1 + \frac{2d_m}{\log s/\Lambda^2} \right\}. \quad (8.6)$$

Here  $\Lambda \simeq 0.3 \text{ GeV}$  is the QCD scale and  $d_m = 12/(33 - 2n_f)$  is the anomalous dimension of the mass. Thus, and although part of the criticism of ref. 20 is correct in that the final state interaction theorem allows for a difference of  $\pi$  in the phases of S0 wave and form factor, we still consider that the result of ref. 19 is more reliable than that of refs. 18, 20: at least it is not incompatible with data on  $\pi\pi \rightarrow \bar{K}K$  scattering, and

<sup>4</sup> Note that the calculation is now less rigorous than what one has in the vector case. Details of the discussion on the scalar form factor of the pion, and the evaluation of  $\bar{l}_4$ , will be given in a forthcoming future article.

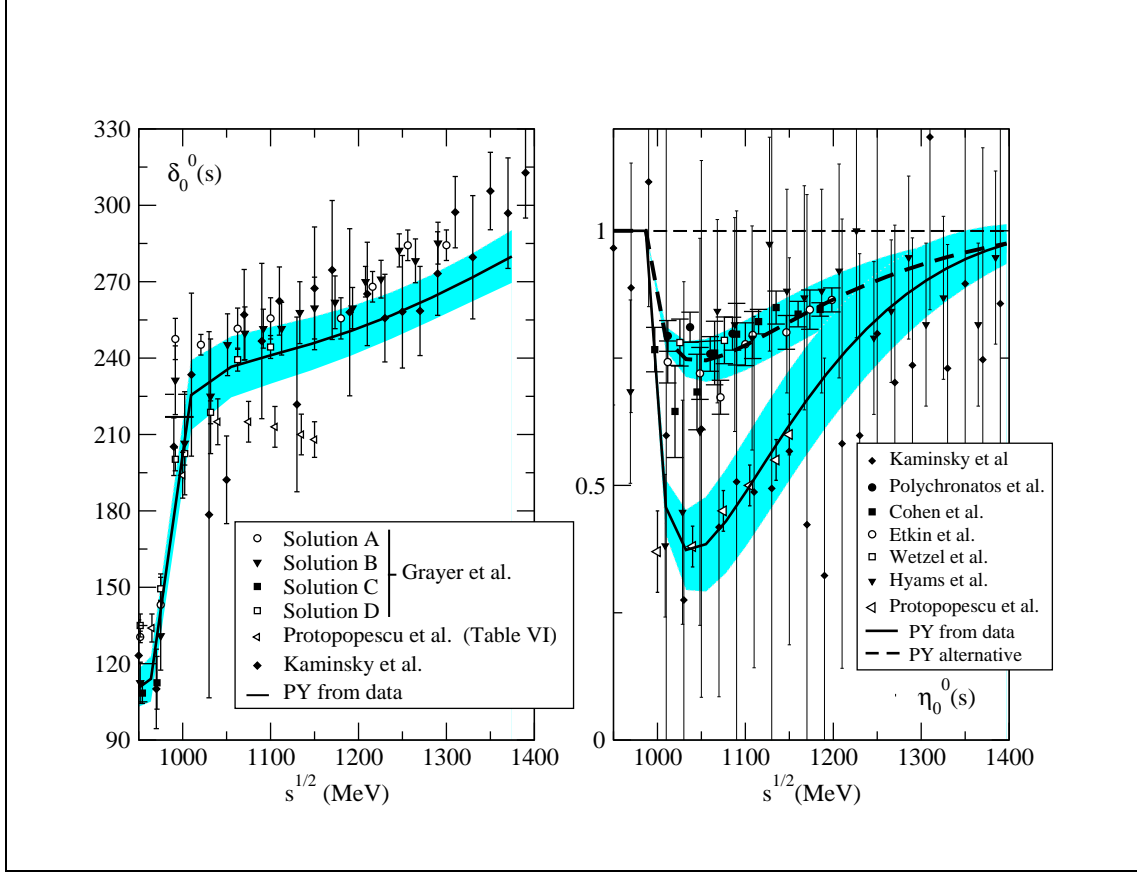


FIGURE 8. Fit to the  $I = 0$ ,  $S$ -wave inelasticity and phase shift between 950 and 1400 MeV. Data from refs. 10a, 10f. The difference between the determinations of  $\eta_0^{(0)}$  from  $\pi\pi \rightarrow \pi\pi$  (PY from data) and from  $\pi\pi \rightarrow \bar{K}K$  measurements<sup>[11]</sup> (PY alternative) is apparent here. Note that the value of  $\eta_0^{(0)}$  that follows from the parametrization of Hyams et al.<sup>[11a]</sup>, that the authors in refs. 18, 20 use, lies at the lower part of the band denoted by “PY from data” here.

agrees at high energy with QCD expectations. Moreover, it is consistent with what one finds fitting the experimental low energy parameters, as will be shown below.

Another possibility would be to take the values for the chiral constant  $\bar{l}_4$  from lattice calculations.<sup>[21]</sup> The problem here is the existence of unknown, and potentially large theoretical and systematic errors. A last possibility is to obtain  $\bar{l}_4$  by fitting the low energy parameters  $a_2^{(I)}$ ,  $b_1$ ,  $b_0^{(I)}$ , using for these last the ch.p.t. results to one loop in ref. 17. We give here, for ease of reference, the various numbers one finds:

$$\bar{l}_4 = \begin{cases} 4.4 \pm 0.2 & [\text{refs. 18, 20}] \\ 5.4 \pm 0.5 & [\text{ref. 19}] \\ 4.0 \pm 0.6 & [\text{lattice calculation, ref. 21}] \\ 7.0 \pm 1.5 \text{ exp.} \pm 0.1 \text{ l.o.} & [\text{fitting } a_2^{(I)}, b_1, b_0^{(I)}] \end{cases} \quad (8.7)$$

(for the explanation of the errors “exp.” and “l.o.”, see below).

The comparison of the low energy parameters and ch.p.t. for the CGL case is shown in Table 4; to get the one loop results there, we have taken the chiral lagrangian constants  $\bar{l}_i$  as given by CGL themselves.

It is revealing that almost all quantities require, to get agreement, rather large two loop corrections. This is suggestive of bias in the input, a bias that we have shown before to exist with the help of dispersion relations.

Quantity	2 loop and other (CGL)	1 loop ch.p.t. (CGL)	l.o., ch.p.t.
$a_0^{(0)}$	$0.220 \pm 0.005$	$0.204 \pm 0.006$	0.157
$a_0^{(2)}$	$-0.0444 \pm 0.0010$	$-0.041 \pm 0.002$	-0.045
$b_0^{(0)}$	$0.280 \pm 0.010$	$0.257 \pm 0.014$	0.179
$b_0^{(2)}$	$-0.080 \pm 0.004$	$-0.071 \pm 0.007$	-0.089
$a_1$	$(37.9 \pm 0.5) \times 10^{-3}$	$(36.5 \pm 0.8) \times 10^{-3}$	$33.6 \times 10^{-3}$
$b_1$	$(5.67 \pm 0.13) \times 10^{-3}$	$(4.09 \pm 0.81) \times 10^{-3}$	0
$a_2^{(0)}$	$(17.5 \pm 0.3) \times 10^{-4}$	$(19.2 \pm 5.9) \times 10^{-4}$	0
$a_2^{(2)}$	$(1.70 \pm 0.13) \times 10^{-4}$	$(4.4 \pm 1.6) \times 10^{-4}$	0
$\langle r_{S,\pi}^2 \rangle$	$0.61 \pm 0.04 \text{ fm}^2$	$0.57 \pm 0.01 \text{ fm}^2$	0

TABLE 4

Comparison of evaluations of low energy parameters (according to CGL): leading order (“l.o.”) and one loop (with the  $\bar{l}_i$  parameters of CGL) and two loop chiral theory results and other results from CGL.

We then turn to out to what one finds from *experiment*, i.e., using the low energy parameters from the  $\pi\pi$  amplitude determined here and in ref. 5, that we denote by (PY). We fix, from ref. 19,

$$\bar{l}_4 = 5.4 \pm 0.5, \quad (8.7)$$

and, from ref. 17,

$$\bar{l}_3 = 2.9 \pm 2.5. \quad (8.8)$$

The D wave scattering lengths, and  $b_1$ , may be written in terms of the pion decay constant  $f$  and the two chiral parameters  $\bar{l}_1, \bar{l}_2$  only. For the first,

$$\begin{aligned} a_2^{(0)} &= \frac{M_\pi^{-1}}{1440\pi^3 f^4} \{ \bar{l}_1 + 4\bar{l}_2 + \frac{53}{8} \}, \\ a_2^{(2)} &= \frac{M_\pi^{-1}}{1440\pi^3 f^4} \{ \bar{l}_1 + \bar{l}_2 - \frac{103}{40} \}; \end{aligned} \quad (8.9)$$

the expression for  $b_1$  was given in the previous Subsection. We have an ambiguity here: we may take the pion decay constant as equal to the physical constant,

$$f = f_\pi \simeq 93.3 \text{ MeV};$$

or we can identify it with the decay constant in the chiral limit,

$$f = f_0 = f_\pi \left\{ 1 - \frac{M_\pi^2}{16\pi^2 f_\pi^2} \bar{l}_4 \right\}.$$

We will in fact take the *average* of both determinations, considering half the difference as an added error, called “h.o.”, which will be a (rough) estimate of the corresponding higher order ambiguity.

From the scattering length combination  $a_{0+} = \frac{2}{3}[a_2^{(0)} - a_2^{(2)}]$ , which we determined very precisely (see Table 4 in ref. 5) we find

$$\bar{l}_2 = 5.48 \pm 0.06 \text{ (exp.)} \pm 0.61 \text{ (h.o.)}. \quad (8.10a)$$

From this and  $a_2^{(0)}$ ,

$$\bar{l}_1 = -0.76 \pm 0.37 \text{ (exp.)} \pm 0.29 \text{ (h.o.)}. \quad (8.10b)$$

In Eqs. (8.10), the first error is that due to the errors in the experimental  $a_2^{(I)}$  and on  $\bar{l}_3, \bar{l}_4$  from (8.7), (8.8), and the second error is that due to the difference between using the two possibilities discussed for  $f$ ,  $f = f_0$  or  $f = f_\pi$ , in (8.9). Using this, we obtain the results of Table 5.

Quantity	Exp. value (PY)	1 loop ch.p.t.	l.o., ch.p.t.
$a_0^{(0)}$	$0.230 \pm 0.015$	$0.209 \pm 0.003 \pm 0.002$	0.157
$a_0^{(2)}$	$-0.048 \pm 0.005$	$-0.042 \pm 0.001 \pm 0.001$	-0.045
$b_0^{(0)}$	$0.312 \pm 0.014$	$0.262 \pm 0.005 \pm 0.005$	0.179
$b_0^{(2)}$	$-0.090 \pm 0.006$	$-0.073 \pm 0.001 \pm 0.003$	-0.089
$a_1$	$(38.4 \pm 0.8) \times 10^{-3}$	$(37.6 \pm 0.6 \pm 0.6) \times 10^{-3}$	$33.6 \times 10^{-3}$
$b_1$	$(4.75 \pm 0.16) \times 10^{-3}$	$(4.53 \pm 0.21 \pm 0.09) \times 10^{-3}$	0
$a_2^{(0)}$	$(18.70 \pm 0.41) \times 10^{-4}$	input	0
$a_2^{(2)}$	$(2.78 \pm 0.37) \times 10^{-4}$	input	0
$\langle r_{S,\pi}^2 \rangle$	$0.77 \pm 0.07 \text{ fm}^2$	input	0

TABLE 5

Comparison of evaluations of low energy parameters from experiment (as determined in ref. 5), and from one loop chiral perturbation theory. Units of  $M_\pi$

For both  $a_0^{(0)}$  and  $b_0^{(0)}$  already the one loop corrections (both for the CGL and PY evaluations) are quite large, so we expect also large two loop corrections, just by renormalization group arguments. In fact, a detailed estimate<sup>[22]</sup> for  $a_0^{(0)}$  gives

$$\delta_{2 \text{ loop}} a_0^{(0)} = 0.017 \pm 0.002$$

which brings the ch.p.t. value of, e.g., PY, of the S0 scattering length to

$$a_0^{(0)} = 0.226 \pm 0.003 \pm 0.002 \quad [\text{incl. two loop}],$$

almost on top of the experimental value,  $0.230 \pm 0.015$ . For almost all other quantities, the two loop corrections necessary to bring the theoretical result in agreement with experiment are smaller than what CGL find; only the effective range parameters  $b_0^{(I)}$  do not have overlapping error bars.

We finish this article returning to the evaluation of  $\bar{l}_3, \bar{l}_4$ . One can fix  $\bar{l}_1, \bar{l}_2$  from the scattering lengths  $a_2^{(I)}$  as in Eqs. (8.9), (8.10) and then fit  $\bar{l}_3, \bar{l}_4$  from all the other scattering lengths and effective range parameters. In this way one finds very poor  $\chi^2/\text{d.o.f.}$ 's, which of course is just a reflection of the presence of higher order chiral corrections that we have not taken into account,<sup>5</sup> and the numbers

$$\bar{l}_4 = 7.1 \pm 0.7 (\text{exp.}) \pm 0.1 (\text{h.o.}); \quad \bar{l}_3 = 3.5 \pm 10 (\text{exp.}) \pm 2.9 (\text{h.o.}). \quad (8.11)$$

The value of  $\bar{l}_4$  is almost identical to what we would obtain if fitting only  $b_1, b_0^{(I)}$ ,  $\bar{l}_4 = 7.0 \pm 0.7 \pm 0.1$ , that we had already reported in (8.7). This points clearly in the direction of what was found in ref. 19, and is well away from the results of refs. 18, 20. The value of  $\bar{l}_3$  is compatible (within its huge error) with (8.8).

<sup>5</sup> The error denoted by “h.o.” in our calculations only takes into account the estimated influence of the higher order corrections for the  $a_2^{(I)}$  on  $\bar{l}_1, \bar{l}_2$ .

## Appendix. A comment on a recent paper by Caprini, Colangelo, Gasser and Leutwyler

In a recent paper Caprini, Colangelo, Gasser and Leutwyler,<sup>[23]</sup> to be denoted by CCGL, review the work of Peláez and the present author in ref. 3 and conclude that, still, they consider the CGL solution consistent. We have already discussed this in connection with the dispersion relations, from which one can conclude that the claims in CCGL are unjustified. We will here examine only their contention that the PY Reggeistics cannot be correct because it does not satisfy certain sum rules. Of course this contention is meaningless since, as shown in the text (cf. Fig. 4) the PY cross sections are perfectly compatible with high energy ( $s^{1/2} \geq 1.42$  GeV) *experimental* data, while the ACGL ones are not. However, there is perhaps some point in spending a few lines to examine this contention of CCGL.

CCGL evaluate the scattering length and effective range combinations  $a_{0+} = \frac{2}{3}[a_2^{(0)} - a_2^{(2)}]$ ,  $a_{00} = \frac{2}{3}[a_2^{(0)} + 2a_2^{(2)}]$  and the like combinations  $b_{0+}$ ,  $b_{00}$  with the Froissart–Gribov projection (as in refs. 3, 5) or with the Wanders’s sum rules. They define the differences  $\Delta a_{0+}$ ,  $\Delta b_{0+}$ ,  $\dots$ , between the results of the two evaluations and find, if using the Reggeistics of refs. 3, 4,

$$\begin{aligned}\Delta a_{0+} &= -0.11 \times 10^{-4}, & \Delta a_{00} &= 0.034 \times 10^{-4}, \\ \Delta b_{0+} &= -0.13 \times 10^{-4}, & \Delta b_{00} &= 0.090 \times 10^{-4},\end{aligned}\tag{A.1}$$

in units with  $M_\pi = 1$ ; cf. Sect. 9 in CCGL. From the fact that these numbers are not zero (as crossing symmetry would imply), CCGL conclude that the Reggeistics in refs. 3, 4 is not in “equilibrium” with the low energy scattering amplitude.

However, errors should be taken into account, something that CCGL apparently forget. If we include only those errors following from the Froissart–Gribov representations in PY, and of these only those coming from D, F waves (since the S, and some of the P wave contributions cancel out) and from the Regge parameters, we should replace the relations (A.1) by

$$\begin{aligned}\Delta a_{0+} &= (-0.11 \pm 0.09) \times 10^{-4}, & \Delta a_{00} &= (0.03 \pm 0.09) \times 10^{-4}, \\ \Delta b_{0+} &= (-0.13 \pm 0.07) \times 10^{-4}, & \Delta b_{00} &= (0.09 \pm 0.08) \times 10^{-4}.\end{aligned}\tag{A.2}$$

That is to say, all the numbers are less than or around one standard deviation off zero, with one exception. This is  $\Delta b_{0+}$ , where  $-0.13$  is to be compared to  $0.07$ , in fact,  $1.8\sigma$ . That among four quantities one is slightly off, by  $1.8\sigma$  as  $\Delta b_{0+}$  is in our case, is statistically reasonable: you expect deviations of that order about 20% of the time and you get one in four. Not bad, particularly as this occurs for a quantity where the contribution of the slope of the  $I_t = 2$  exchange is large and (as stated several times in ref. 3) one cannot take very seriously discrepancies where the derivative of the isospin 2 exchange amplitude contributes substantially. This *agreement* (A.2) is the more remarkable because the low energy amplitude was obtained from fits to low energy  $\pi\pi$  scattering: while the dominant Pomeron and  $P'$  Regge parameters come from a totally independent source, high energy  $\pi N$  and  $NN$  scattering, via factorization.

Then, CCGL go on (still in their Sect. 9) to claim that, for the ACGL, CGL asymptotics, the sum rules above hold to a remarkable degree of accuracy because they find, in this case,

$$\begin{aligned}\Delta a_{0+} &= -0.006 \times 10^{-4}, & \Delta a_{00} &= -0.009 \times 10^{-4}, \\ \Delta b_{0+} &= -0.007 \times 10^{-4}, & \Delta b_{00} &= -0.03 \times 10^{-4}.\end{aligned}\tag{A.3}$$

They consider this better than (A.1,2), and thus justifying their choice of Regge parameters, at least in an “effective” manner.

The consistency of (A.3) is not too surprising: ACGL *fit* their Regge parameters by requiring consistency of crossing sum rules. On the other hand, CCGL should not be so happy that the Eqs (A.3) are fulfilled. The relations (A.1-3) are such that the S waves, and partially the P waves, cancel out. So, they depend very crucially on the D waves. Since the ACGL amplitudes between 1.42 and 2 GeV are very distorted (as discussed in Sect. 4 here and Appendix C in ref. 5), in particular for the D2 wave (Fig. 3), it follows that the Regge parameters they find must also be very distorted. So they are. Alternatively, and since the comparison with experiment of the Regge formulas of ACGL has revealed their inadequacy (Fig. 4),

it follows that the lower energy piece ( $s^{1/2} \leq 2 \text{ GeV}$ ) of these authors has to be unrealistic, which it certainly is.

## Acknowledgments

We are grateful to CICYT, Spain, and to INTAS, for partial financial support.

## References

- 1 Ananthanarayan, B., Colangelo, G., Gasser, J., and Leutwyler, H., *Phys. Rep.*, **353**, 207, (2001).
- 2 Colangelo, G., Gasser, J., and Leutwyler, H., *Nucl. Phys.* **B603**, 125, (2001).
- 3 Peláez, J. R., and Ynduráin, F. J., *Phys. Rev.* **D68**, 074005 (2003).
- 4 Peláez, J. R., and Ynduráin, F. J., *Phys. Rev.* **D69**, 114001 (2004).
- 5 Peláez, J. R., and Ynduráin, F. J., FTUAM 04-14 (hep-ph/0411334).
- 6 de Trocóniz, J. F., and Ynduráin, F. J., *Phys. Rev.*, **D65**, 093001, (2002) and hep-ph/0402285. When quoting numbers, we will quote from this last paper.
- 7 Losty, M. J., et al. *Nucl. Phys.*, **B69**, 185 (1974); Hoogland, W., et al. *Nucl. Phys.*, **B126**, 109 (1977); Cohen, D. et al., *Phys. Rev.* **D7**, 661 (1973); Durusoy, N. B., et al., *Phys. Lett.* **B45**, 517 (1973).
- 8 Rosselet, L., et al. *Phys. Rev.* **D15**, 574 (1977); Pislak, S., et al. *Phys. Rev. Lett.*, **87**, 221801 (2001).
- 9 Protopopescu, S. D., et al., *Phys. Rev.* **D7**, 1279, (1973).
- 10 Cern-Munich experiments: (a) Hyams, B., et al., *Nucl. Phys.* **B64**, 134, (1973); (b) Grayer, G., et al., *Nucl. Phys.* **B75**, 189, (1974); (c) Hyams, B., et al., *Nucl. Phys.* **B100**, 205 (1975). See also the analysis of the same experimental data in ; (d) Au, K. L., Morgan, D., and Pennington, M. R. *Phys. Rev.* **D35**, 1633 (1987). (e) Estabrooks, P., and Martin, A. D., *Nucl. Physics*, **B79**, 301, (1974). Including also polarized data: (f) Kamiński, R., Lesniak, L, and Rybicki, K., *Z. Phys.* **C74**, 79 (1997) and *Eur. Phys. J. direct* **C4**, 4 (2002).
- 11  $\pi\pi \rightarrow \bar{K}K$  scattering: Wetzel, W., et al., *Nucl. Phys.* **B115**, 208 (1976); Polychromatos, V. A., et al., *Phys. Rev.* **D19**, 1317 (1979); Cohen, D. et al., *Phys. Rev.* **D22**, 2595 (1980); Etkin, E. et al., *Phys. Rev.* **D25**, 1786 (1982).
- 12 Palou, F. P., and Ynduráin, F. J., *Nuovo Cimento*, **19A**, 245, (1974); Palou, F. P., Sánchez-Gómez, J. L., and Ynduráin, F. J., *Z. Phys.*, **A274**, 161, (1975).
- 13 Pennington, M. R., *Ann. Phys. (N.Y.)*, **92**, 164, (1975).
- 14 Biswas, N. N., et al., *Phys. Rev. Letters*, **18**, 273 (1967) [ $\pi^-\pi^-$ ,  $\pi^+\pi^-$  and  $\pi^0\pi^-$ ]; Cohen, D. et al., *Phys. Rev.* **D7**, 661 (1973) [ $\pi^-\pi^-$ ]; Robertson, W. J., Walker, W. D., and Davis, J. L., *Phys. Rev.* **D7**, 2554 (1973) [ $\pi^+\pi^-$ ]; Hoogland, W., et al. *Nucl. Phys.*, **B126**, 109 (1977) [ $\pi^-\pi^-$ ]; Hanlon, J., et al, *Phys. Rev. Letters*, **37**, 967 (1976) [ $\pi^+\pi^-$ ]; Abramowicz, H., et al. *Nucl. Phys.*, **B166**, 62 (1980) [ $\pi^+\pi^-$ ]. These references cover the region between 1.35 and 16 GeV, and agree within errors in the regions where they overlap (with the exception of  $\pi^-\pi^-$  below 2.3 GeV, see the discussion in ref. 4).
- 15 Martin, B. R., Morgan, D., and Shaw, G. *Pion-Pion Interactions in Particle Physics*, Academic Press, New York (1976).
- 16 Descotes, S., Fuchs, N. H., Girlanda, L., and Stern, J., *Eur. Phys. J. C*, **24**, 469, (2002); Kamiński, R., Leśniak, L., and Loiseau, B., *Phys. Letters*, **B551**, 241 (2003).
- 17 Gasser, J., and Leutwyler, H., *Ann. Phys. (N.Y.)*, **158**, 142 (1984).
- 18 Donoghue, J. F., Gasser, J., and Leutwyler, H., *Nucl. Phys.*, **B343**, 341 (1990).
- 19 Ynduráin, F. J., *Pys. Lett.* **B578**, 99 (2004) and (E), **B586**, 439 (2004).
- 20 Ananthanarayan, B., et al. IISc-CHEP-12/04 (hep-ph/0409222).
- 21 Aubin, C., et al. MILC Collaboration (hep-lat/0407028).
- 22 Colangelo, G., *Phys. Letters* **B350**, 85 (1995) and (E) **B361**, 234 (1995); Bijmans, J., et al., *Phys. Letters* **B374**, 210 (1996).
- 23 Caprini, I., Colangelo, G., Gasser, J., and Leutwyler, H., *Phys. Rev.* **D68**, 074006 (2003).