

# Exclusive $B \rightarrow (K^*, \rho)\gamma$ decays in the general two-Higgs-doublet models

Zhenjun Xiao\*

*Department of Physics, Nanjing Normal University,  
Nanjing, Jiangsu 210097, P.R.China and*

*AST(World Laboratory), P.O.Box 8730, Beijing 100080, China*

Ci Zhuang

*Department of Physics, Nanjing Normal University,  
Nanjing, Jiangsu 210097, P.R.China*

(Dated: May 22, 2019)

## Abstract

By employing the QCD factorization approach, we calculated the next-to-leading order new physics contributions to the branching ratios, CP asymmetries, isospin and U-spin symmetry breaking of the exclusive decays  $B \rightarrow V\gamma$  ( $V = K^*, \rho$ ), induced by the charged Higgs penguins in the general two-Higgs-doublet models. Within the considered parameter space, we found that (a) the new physics corrections to the observables are generally small in the model I and model III-A, moderate in model II, but large in model III-B; (b) from the well measured branching ratios and upper limits, a lower bound of  $M_H > 200$  GeV in model II was obtained, while the allowed range of  $M_H$  in model III-B is  $226 \leq M_H \leq 293$  GeV; these bounds are comparable with those from the inclusive  $B \rightarrow X_s\gamma$  decay; (c) the NLO Wilson coefficient  $C_7(m_b)$  in model III-B is positive and disfavored by the measured value of isospin symmetry breaking  $\Delta_{0-}^{exp}(K^*\gamma) = (3.9 \pm 4.8)\%$ , but still can not be excluded if we take the large errors into account; (d) the CP asymmetry  $\mathcal{A}_{CP}(B \rightarrow \rho\gamma)$  in model III-B has an opposite sign with the one in the standard model (SM), which may be used as a good observable to distinguish the SM from model III-B; (e) the isospin symmetry breaking  $\Delta(\rho\gamma)$  is less than 10% in the region of  $\gamma = [40 \sim 70]^\circ$  preferred by the global fit result, but can be as large as 20 to 40% in the regions of  $\gamma \leq 10^\circ$  and  $\gamma \geq 120^\circ$ . The SM and model III-B predictions for  $\Delta(\rho\gamma)$  are opposite in sign for small or large values of the CKM angles; (f) the U-spin symmetry breaking  $\Delta U(K^*, \rho)$  in the SM and the general two-Higgs-doublet models is generally small in size:  $\sim 10^{-7}$ .

PACS numbers: 13.20.He, 12.60.Fr, 14.40.Nd

---

\*Electronic address: xiaozhenjun@pine.njnu.edu.cn

## I. INTRODUCTION

As is well known, the inclusive radiative decays  $B \rightarrow X_q \gamma$  with  $q = (d, s)$  and the corresponding exclusive decays  $B \rightarrow V \gamma$  ( $V = K^*, \rho$ ) are very sensitive to the flavor structure of the standard model (SM) and to the new physics models beyond the SM and have been studied in great detail by many authors[1, 2, 3].

For the inclusive  $B \rightarrow X_s \gamma$  decay mode, the world average of the branching ratio [4] is

$$\mathcal{B}(B \rightarrow X_s \gamma) = (3.34 \pm 0.38) \times 10^{-4} \quad (1)$$

which agrees perfectly with the SM theoretical prediction at the next-to-leading order (NLO) [5, 6, 7, 8, 9] and puts perhaps most stringent bounds on many new physics models [10, 11, 12, 13] where new particles such as the charged Higgs bosons may provide significant contributions through flavor changing loops.

The exclusive decay  $B \rightarrow K^* \gamma$  has very clean experimental signal and low background, which was first observed by CLEO in 1992 [14], and measured recently by BaBar and Belle with good precision [15, 16]: the world averages of the CP-averaged branching ratios are [17]

$$\begin{aligned} \mathcal{B}(B \rightarrow \overline{K}^{*0} \gamma) &= (4.17 \pm 0.23) \times 10^{-5}, \\ \mathcal{B}(B \rightarrow K^{*-} \gamma) &= (4.18 \pm 0.32) \times 10^{-5}, \end{aligned} \quad (2)$$

and have reached a statistical accuracy of better than 10%. The measurements of the Cabibbo suppressed  $B \rightarrow (\rho, \omega) \gamma$  decays are difficult because the signal is about 20 times smaller, and the continuum background is about 3 times larger than the  $B \rightarrow K^* \gamma$  decay mode. Consequently, experiments have so far provided only upper bounds[14, 15, 16], but they will be surely measured at B factories in the near future. The currently available data as presented at the LP'2003 conference [17] are summarized in Table I.

When compared with the inclusive  $B \rightarrow X_{s,d} \gamma$  decays, the corresponding exclusive  $B \rightarrow V \gamma$  decays are experimentally more tractable (specifically for  $B \rightarrow \rho \gamma$  mode) but theoretically less clean, since the bound state effects are essential and need to be described by some non-perturbative quantities like form factors and light-cone distribution amplitudes (LCDAs).

In Refs.[18, 19, 20], the branching ratios and rate asymmetries of  $B \rightarrow V \gamma$  decays were investigated in leading order (LO) and next-to-leading order (NLO) by employing the constituent quark model (CQM) [18]. Very recently, great progress have been achieved in the evaluations of the hadronic matrix elements of local operators in the weak Hamiltonian [21, 22, 23, 24, 25], which is essential for the calculation of the branching ratios and CP violating asymmetries for  $B \rightarrow V \gamma$  and other exclusive B meson decays. The explicit  $\mathcal{O}(\alpha_s)$  and  $1/M_B$  corrections to the lowest order decay widths for  $B \rightarrow V \gamma$  have been available[22, 23, 24, 25, 26]. The new physics effects on isospin symmetry breaking and direct CP violation in  $B \rightarrow \rho \gamma$  decay have also been studied recently in supersymmetric models [27].

In a previous paper, we calculated the NLO new physics contributions to the  $B^0 - \overline{B}^0$  mixing and the inclusive  $B \rightarrow X_s \gamma$  decay from the charged Higgs loop diagrams in the third type of two-Higgs-doublet model (model III) and the conventional model II. In this paper, we calculate the new physics contributions to the branching ratios, CP asymmetries,

TABLE I: Experimental measurements of the CP-averaged branching ratios and/or CP violating asymmetries  $A_{CP}$  (at 90%*C.L.*) of the exclusive  $B \rightarrow V\gamma$  decays for  $V = K^*, \rho$  and  $\omega$ .

Channel	CLEO[14]	BaBar[15]	Belle[16]	Average
$\mathcal{B}(B \rightarrow K^{*0}\gamma)(10^{-5})$	$4.55 \pm 0.70 \pm 0.34$	$4.23 \pm 0.40 \pm 0.22$	$4.09 \pm 0.21 \pm 0.19$	$4.17 \pm 0.23$
$\mathcal{B}(B \rightarrow K^{*+}\gamma)(10^{-5})$	$3.76 \pm 0.86 \pm 0.28$	$3.83 \pm 0.62 \pm 0.22$	$4.40 \pm 0.33 \pm 0.24$	$4.18 \pm 0.32$
$\mathcal{B}(B \rightarrow \rho^0\gamma)(10^{-6})$	$< 17$	$< 1.2$	$< 2.6$	
$\mathcal{B}(B \rightarrow \rho^+\gamma)(10^{-6})$	$< 13$	$< 2.1$	$< 2.7$	
$\mathcal{B}(B \rightarrow \omega\gamma)(10^{-6})$		$< 1.0$	$< 4.4$	
$\mathcal{A}_{CP}(B \rightarrow K^{*0}\gamma)(\%)$	$8 \pm 13 \pm 3$	$-3.5 \pm 9.4 \pm 2.2$	$-6.1 \pm 5.9 \pm 1.8$	
$\mathcal{A}_{CP}(B \rightarrow K^{*+}\gamma)(\%)$			$+5.3 \pm 8.3 \pm 1.6$	

and isospin and U-spin symmetry breaking of the exclusive radiative decays  $B \rightarrow (K^*, \rho)\gamma$  in the framework of the general two-Higgs-doublet models, including the conventional models I and II, and the model III. The QCD factorization method for exclusive  $B \rightarrow V\gamma$  decays as presented in Ref.[24, 25] will be employed in our studies.

This paper is organized as follows. In Sec. II, we describe the basic structures of the general two-Higgs-doublet models, give a brief review about the calculation of  $B \rightarrow V\gamma$  at NLO in QCD factorization in the SM and present the needed analytical formulas for the calculation of Wilson coefficients and physical observables. In Sec. III and IV, we calculate the NLO new physics contributions to the  $B \rightarrow K^*\gamma$  and  $B \rightarrow \rho\gamma$  decay, respectively. The conclusions are included in the final section.

## II. THEORETICAL FRAMEWORK

In this section, based on currently known results for example as given in Refs.[1, 24, 25], we present the formulas for the exclusive radiative  $B \rightarrow V\gamma$  decays with  $V = (K^*, \rho)$  in the framework of the SM and the general two-Higgs-doublet models.

### A. Effective Hamiltonian for inclusive $b \rightarrow s\gamma$ decay

In the framework of the SM, if we only take into account operators up to dimension 6 and put  $m_s = 0$ , the effective Hamiltonian for  $b \rightarrow s\gamma$  transitions at the scale  $\mu$  reads [24]

$$\mathcal{H}_{eff} = \frac{G_F}{\sqrt{2}} \sum_{p=u,c} \lambda_p^s \left[ C_1 Q_1^p + C_2 Q_2^p + \sum_{j=3}^8 C_j Q_j \right] \quad (3)$$

where  $\lambda_p^q = V_{pq}^* V_{pb}$  for  $q = (d, s)$  is the Cabibbo-Kobayashi-Maskawa (CKM) factor [28]. And the current-current, QCD penguin, electromagnetic and chromomagnetic dipole op-

erators in the standard basis <sup>1</sup> are given by <sup>2</sup>

$$\begin{aligned}
Q_1^p &= (\bar{s}p)_{V-A}(\bar{p}b)_{V-A}, \\
Q_2^p &= (\bar{s}_\alpha p_\beta)_{V-A}(\bar{p}_\beta b_\alpha)_{V-A}, \\
Q_3 &= (\bar{s}b)_{V-A} \sum (\bar{q}q)_{V-A}, \\
Q_4 &= (\bar{s}_\alpha b_\beta)_{V-A} \sum (\bar{q}_\beta q_\alpha)_{V-A}, \\
Q_5 &= (\bar{s}b)_{V-A} \sum (\bar{q}q)_{V+A}, \\
Q_6 &= (\bar{s}_\alpha b_\beta)_{V-A} \sum (\bar{q}_\beta q_\alpha)_{V+A}, \\
Q_7 &= \frac{e}{8\pi^2} m_b \bar{s}_\alpha \sigma^{\mu\nu} (1 + \gamma_5) b_\alpha F_{\mu\nu}, \\
Q_8 &= \frac{g}{8\pi^2} m_b \bar{s}_\alpha \sigma^{\mu\nu} (1 + \gamma_5) T_{\alpha\beta}^a b_\beta G_{\mu\nu}^a,
\end{aligned} \tag{4}$$

where  $T_a$  ( $a = 1, \dots, 8$ ) stands for  $SU(3)_c$  generators,  $\alpha$  and  $\beta$  are color indices,  $e$  and  $g_s$  are the electromagnetic and strong coupling constants,  $Q_1$  and  $Q_2$  are current-current operators,  $Q_3 - Q_6$  are the QCD penguin operators,  $Q_7$  and  $Q_8$  are the electromagnetic and chromomagnetic penguin operators. The effective Hamiltonian for  $b \rightarrow d\gamma$  is obtained from Eqs.(3) - (4) by the replacement  $s \rightarrow d$ .

To calculate the exclusive  $B \rightarrow V\gamma$  decays complete to next-to-leading order in QCD and to leading order in  $\Lambda_{QCD}/M_B$ , only the NLO Wilson coefficient  $C_7(\mu_b)$  and LO Wilson coefficients  $C_i(\mu_b)$  with  $i = 1 - 6, 8$  and  $\mu_b = \mathcal{O}(m_b)$  are needed [25]. For the sake of the readers, we simply present these Wilson coefficients at the high matching scale  $M_W$  and the low energy scale  $\mu_b = m_b$  here, one can see [1, 5] for more details.

In literature, one usually uses certain linear combinations of the original  $C_i(\mu)$ , the so-called “effective coefficients”  $C^{\text{eff}}(\mu)$  introduced in Refs.[5, 29], in ones calculation. The corresponding transformations are of the form

$$C_i^{\text{eff}}(\mu) = C_i(\mu), \quad (i = 1, \dots, 6), \tag{5}$$

$$C_7^{\text{eff}}(\mu) = C_7(\mu) + \sum_{i=1}^6 y_i C_i(\mu), \tag{6}$$

$$C_8^{\text{eff}}(\mu) = C_8(\mu) + \sum_{i=1}^6 z_i C_i(\mu), \tag{7}$$

with  $\vec{y} = (0, 0, 0, 0, -1/3, -1)$  and  $\vec{z} = (0, 0, 0, 0, 1, 0)$  in the NDR scheme [29], and  $\vec{y} = (0, 0, -1/3, -4/9, -20/3, -80/9)$  and  $\vec{z} = (0, 0, 1, 1/6, 20, -10/3)$  in the  $\overline{MS}$  scheme with fully anticommuting  $\gamma_5$  [5]. In order to simplify the notation we will also omit the label “eff” throughout this paper.

---

<sup>1</sup> There is another basis: the CMM basis, introduced by Chetyrkin, Misiak, and Münz [5] where the fully anticommuting  $\gamma_5$  in dimensional regularization are employed. The corresponding operators and Wilson coefficients in the CMM basis are denoted as  $P_i$  and  $Z_i$  [24]. More details see [5, 25].

<sup>2</sup> For the numbering of operators  $Q_{1,2}^p$ , we use the same convention as Ref.[25] throughout this paper.

Within the SM and at the matching scale  $\mu = M_W$ , the leading order Wilson coefficients are

$$C_{1,SM}^0(M_W) = 1, \quad (8)$$

$$C_{i,SM}^0(M_W) = 0, i = 2, \dots, 6 \quad (9)$$

$$C_{7,SM}^0(M_W) = -\frac{A(x_t)}{2}, \quad (10)$$

$$C_{8,SM}^0(M_W) = -\frac{D(x_t)}{2}, \quad (11)$$

with

$$A(x) = \frac{3x_t^3 - 2x_t^2}{4(x_t - 1)^4} \ln x_t + \frac{-8x_t^3 - 5x_t^2 + 7x_t}{24(x_t - 1)^3}, \quad (12)$$

$$D(x) = \frac{-3x_t^2}{4(x_t - 1)^4} \ln x_t + \frac{-x_t^3 + 5x_t^2 + 2x_t}{8(x_t - 1)^3}, \quad (13)$$

while the NLO results for  $C_7(M_W)$  and  $C_8(M_W)$  are

$$\begin{aligned} C_{7,SM}^1(M_W) = & \frac{-16x_t^4 - 122x_t^3 + 80x_t^2 - 8x_t}{9(x_t - 1)^4} Li_2\left(1 - \frac{1}{x_t}\right) + \frac{6x_t^4 + 46x_t^3 - 28x_t^2}{3(x_t - 1)^5} \ln x_t^2 \\ & + \frac{-102x_t^5 - 588x_t^4 - 2262x_t^3 + 3244x_t^2 - 1364x_t + 208}{81(x_t - 1)^5} \ln x_t \\ & + \frac{1646x_t^4 + 12205x_t^3 - 10740x_t^2 + 2509x_t - 436}{486(x_t - 1)^4}, \end{aligned} \quad (14)$$

$$\begin{aligned} C_{8,SM}^1(M_W) = & \frac{-4x_t^4 + 40x_t^3 + 41x_t^2 + x_t}{6(x_t - 1)^4} Li_2\left(1 - \frac{1}{x_t}\right) + \frac{-17x_t^3 - 31x_t^2}{2(x_t - 1)^5} \ln x_t^2 \\ & + \frac{-210x_t^5 + 1086x_t^4 + 4893x_t^3 + 2857x_t^2 - 1994x_t + 208}{216(x_t - 1)^5} \ln x_t \\ & + \frac{737x_t^4 - 14102x_t^3 - 28209x_t^2 + 610x_t - 508}{1296(x_t - 1)^4} \end{aligned} \quad (15)$$

where  $x_t = m_t^2/m_w^2$ , and  $Li_2(x)$  is the dilogarithm function.

At the low energy scale  $\mu = O(m_b)$ , the leading order Wilson coefficients are

$$C_{j,SM}^0(\mu) = \sum_{i=1}^8 k_{ji} \eta^{a_i}, \quad \text{for } j = 1, \dots, 6, \quad (16)$$

$$C_{7,SM}^0(\mu) = \eta^{\frac{16}{23}} C_{7,SM}^0(M_W) + \frac{8}{3} (\eta^{\frac{14}{23}} - \eta^{\frac{16}{23}}) C_{8,SM}^0(M_W) + \sum_{i=1}^8 h_i \eta^{a_i}, \quad (17)$$

$$C_{8,SM}^0(\mu) = C_{8,SM}^0(M_W) \eta^{\frac{14}{23}} + \sum_{i=1}^8 \tilde{h}_8 \eta^{a_i} \quad (18)$$

in the standard basis, while

$$Z_{j,SM}^0(\mu) = \sum_{i=1}^8 h_{ji} \eta^{a_i}, \quad \text{for } j = 1 \dots 6, \quad (19)$$

$$Z_{7,SM}^0(\mu) = C_{7,SM}^0(\mu), \quad (20)$$

$$Z_{8,SM}^0(\mu) = C_{8,SM}^0(\mu) \quad (21)$$

in the CMM basis [25].

The NLO Wilson coefficient  $C_7(\mu_b)$  at scale  $\mu_b = \mathcal{O}(m_b)$  can be written as

$$C_{7,SM}(\mu) = C_{7,SM}^0(\mu) + \frac{\alpha_s(\mu)}{4\pi} C_{7,SM}^1(\mu) \quad (22)$$

with

$$\begin{aligned} C_{7,SM}^1(\mu) = & \eta^{\frac{39}{23}} C_{7,SM}^1(M_W) + \frac{8}{3} \left( \eta^{\frac{37}{23}} - \eta^{\frac{39}{23}} \right) C_{8,SM}^1(M_W) \\ & + \left( \frac{297664}{14283} \eta^{\frac{16}{23}} - \frac{7164416}{357075} \eta^{\frac{14}{23}} + \frac{256868}{14283} \eta^{\frac{37}{23}} - \frac{6698884}{357075} \eta^{\frac{39}{23}} \right) C_{8,SM}^0(M_W) \\ & + \frac{37208}{4761} \left( \eta^{\frac{39}{23}} - \eta^{\frac{16}{23}} \right) C_{7,SM}^0(M_W) + \sum_{i=1}^8 (e_i \eta E(x_t) + f_i + g_i \eta) \eta^{a_i}, \end{aligned} \quad (23)$$

with

$$E(x) = \frac{x(x^2 + 11x - 18)}{12(x-1)^3} + \frac{x^2(4x^2 - 16x + 15)}{6(x-1)^4} \ln x - \frac{2}{3} \ln x - \frac{2}{3}, \quad (24)$$

where  $\eta = \alpha_s(M_W)/\alpha_s(\mu_b)$ , and the “magic numbers”  $a_i$ ,  $e_i$ ,  $f_i$ ,  $g_i$ ,  $K_{ji}$  and  $h_{ji}$ ,  $h_i$  and  $\bar{h}_i$  are summarized in Table II.

Using the central values of the input parameters as given in Table III, we find the numerical results of the Wilson coefficients  $C_i(m_b)$  and  $Z_i(m_b)$  in the SM

$$\vec{C}^0(m_b) = \{1.1167, -0.2670, 0.0120, -0.0274, 0.0078, -0.0340, -0.3212, -0.1519\} \quad (25)$$

$$\vec{Z}^0(m_b) = \{-0.5339, 1.0280, -0.0055, -0.0727, 0.0005, 0.0012, -0.3212, -0.1519\} \quad (26)$$

at the leading order, and

$$C_7(m_b) = \underbrace{-0.3212}_{C_7^0(m_b)} + \underbrace{0.0112}_{\Delta C_7^{NLO}} = -0.3100 \quad (27)$$

at the next-to-leading order, the second term denotes the NLO QCD correction to  $C_7^0(m_b)$ .

## B. $B \rightarrow V\gamma$ decay and QCD factorization

Based on the effective Hamiltonian for the quark level process  $b \rightarrow s(d)\gamma$ , one can write down the amplitude for  $B \rightarrow V\gamma$  and calculate the branching ratios and CP violating

TABLE II: The "magic numbers" appeared in the calculations of the the Wilson coefficients  $C_i(\mu)$  in the rare decay  $b \rightarrow q\gamma$  with  $q = (d, s)$ .

$i$	1	2	3	4	5	6	7	8
$a_i$	$\frac{14}{23}$	$\frac{16}{23}$	$\frac{6}{23}$	$-\frac{12}{23}$	0.4086	-0.4230	-0.8994	0.1456
$k_{1i}$	0	0	$\frac{1}{2}$	$\frac{1}{2}$	0	0	0	0
$k_{2i}$	0	0	$\frac{1}{2}$	$-\frac{1}{2}$	0	0	0	0
$k_{3i}$	0	0	$-\frac{1}{14}$	$\frac{1}{6}$	0.0510	-0.1403	-0.0113	0.0054
$k_{4i}$	0	0	$-\frac{1}{14}$	$-\frac{1}{6}$	0.0984	0.1214	0.0156	0.0026
$k_{5i}$	0	0	0	0	-0.0397	0.0117	-0.0025	0.0304
$k_{6i}$	0	0	0	0	0.0335	0.0239	-0.0462	-0.0112
$h_{1i}$	0	0	1	-1	0	0	0	0
$h_{2i}$	0	0	$\frac{2}{3}$	$\frac{1}{3}$	0	0	0	0
$h_{3i}$	0	0	$\frac{2}{63}$	$-\frac{1}{27}$	-0.0659	0.0595	-0.0218	0.0335
$h_{4i}$	0	0	$\frac{1}{21}$	$\frac{1}{9}$	0.0237	-0.0173	-0.01336	-0.0136
$h_{5i}$	0	0	$-\frac{1}{126}$	$\frac{1}{108}$	0.0094	-0.01	0.001	-0.0017
$h_{6i}$	0	0	$-\frac{1}{84}$	$-\frac{1}{36}$	0.0108	0.0163	0.0103	0.0023
$e_i$	$\frac{4661194}{816831}$	$-\frac{8516}{2217}$	0	0	-1.9043	-0.1008	0.01216	0.0183
$f_i$	-17.3023	8.5027	4.5508	0.7519	2.0040	0.7476	-0.5358	0.0914
$g_i$	14.8088	-10.809	-0.8740	0.4218	-2.9347	0.3971	0.1600	0.0225
$h_i$	2.2996	-1.0880	$-\frac{3}{7}$	$-\frac{1}{14}$	-0.6494	-0.0380	-0.0185	-0.0057
$\tilde{h}_i$	0.8623	0	0	0	-0.9135	0.0873	-0.0571	0.0209

TABLE III: Values of the input parameters used in the numerical calculations [30, 31, 32]. For the value of  $F_{K^*}$ , we use the lattice QCD determination of  $F_{K^*} = 0.25 \pm 0.06$ [32] instead of the result  $F_{K^*} = 0.38 \pm 0.06$  as given in Ref.[31]. The smaller value of  $F_{K^*}$  gives a better agreement between the SM predictions and the data.  $R_b = \sqrt{\bar{\rho}^2 + \bar{\eta}^2}$ , and  $A, \lambda, \bar{\rho}$  and  $\bar{\eta}$  are the ordinary Wolfenstein parameters of the CKM mixing matrix.

$A$	$\lambda$	$R_b$	$\gamma$	$G_F$	$\alpha_{em}$
0.854	0.2196	$0.39 \pm 0.08$	$(60 \pm 20)^\circ$	$1.1664 \times 10^{-5} GeV^{-2}$	$1/137.036$
$\alpha_s(M_Z)$	$m_W$	$m_t$	$\Lambda_{\overline{MS}}^{(5)}$	$m_c(m_b)$	$m_u$
0.119	80.42 GeV	174.3 GeV	225 MeV	$1.3 \pm 0.2$ GeV	4.2 MeV
$f_B$	$\lambda_B$	$m_{B_d}$	$m_b(m_b)$	$\tau_{B^+}$	$\tau_{B^0}$
200 MeV	$(350 \pm 150)$ MeV	5.279 GeV	4.2 GeV	1.671ps	1.537ps
$F_{K^*}$	$f_{K^*}$	$f_{K^*}^\perp$	$m_{K^*}$	$\alpha_1^{K^*}$	$\alpha_2^{K^*}$
$0.25 \pm 0.06$	230 MeV	185 MeV	894 MeV	0.2	0.04
$F_\rho$	$f_\rho$	$f_\rho^\perp$	$m_\rho$	$\alpha_1^\rho$	$\alpha_2^\rho$
$0.29 \pm 0.04$	200 MeV	160 MeV	770 MeV	0	0.2

asymmetries once a method is derived for computing the hadronic matrix elements. In Refs.[18, 19, 20], the branching ratios and rate asymmetries of  $B \rightarrow V\gamma$  decays were investigated at LO and NLO by employing the constituent quark model [18]. One typical numerical result obtained by employing this approach is

$$\mathcal{B}(B \rightarrow K^*\gamma) \approx 5 \times 10^{-5} \quad (28)$$

at both LO and NLO level [20]. Although this theoretical prediction is in good agreement with the data numerically, but the hadronic models used in [18, 19, 20] did not allow a clear separation of short- and long-distance dynamics and a clean distinction of model-dependent and model-independent features.

Very recently, Bosch and Buchalla [24, 25] presented a systematic analysis of the exclusive radiative decays  $B \rightarrow V\gamma$  in QCD factorization within the SM. Based on the heavy quark limit  $m_b \gg \Lambda_{QCD}$ , one can separate systematically perturbatively calculable hard scattering kernels ( $T_i^I$  and  $T_i^{II}$ ) from nonperturbative form factors ( $F_{B \rightarrow V}$ ) and universal light-cone distribution amplitudes of  $B$ ,  $K^*$  and  $\rho$  mesons ( $\Phi_B$  and  $\Phi_V$ ).

In this paper, we calculate the new physics contributions to the exclusive decays  $B \rightarrow K^*\gamma$  and  $B \rightarrow \rho\gamma$  in the general two-Higgs-doublet models by employing the QCD factorization approach as presented in Refs.[24, 25]. For the SM part, the formulas as given in Ref.[25] will be used directly, while the new physics part will be included through the modifications to the relevant Wilson coefficients. In this paper we will always consider the decay widths or branching ratios averaged over the charge conjugated modes with an obvious exception of the CP asymmetries.

In QCD factorization approach, the hadronic matrix elements of the operators  $Q_i$  with  $i = 1, \dots, 8$  for  $B \rightarrow V\gamma$  decays can be written as [24]

$$\langle V\gamma(\epsilon) | Q_i | \bar{B} \rangle = \left[ F^{B \rightarrow V}(0) T_i^I + \int_0^1 d\xi dv T_i^{II}(\xi, v) \Phi_B(\xi) \Phi_V(v) \right] \cdot \epsilon \quad (29)$$

where  $\epsilon$  is the photon polarization 4-vector,  $F^{B \rightarrow V}$  is the form factor describing  $B \rightarrow V$  decays,  $\Phi_B$  and  $\Phi_V$  are the universal and nonperturbative light-cone distribution amplitudes for  $B$  and  $V$  meson respectively<sup>3</sup>,  $v$  ( $\bar{v} \equiv 1 - v$ ) is the momentum fraction of a quark (anti-quark) inside a light meson:  $l_1^+ = vk^+$  and  $l_2^+ = \bar{v}k^+$  while  $k^\mu = (k^+, k^-, \vec{k}_\perp)$  is a four vector in the light-cone coordinator,  $\xi$  describes the momentum fraction of the light spectator quark inside a  $B$  meson:  $l^+ = \xi p_B^+$  with  $\xi = \mathcal{O}(\Lambda_{QCD}/m_b)$ , and  $T_i^I$  and  $T_i^{II}$  denote the perturbative short-distance interactions. The QCD factorization formula (29) holds up to corrections of relative order  $\Lambda_{QCD}/m_b$ .

In the heavy quark limit, the contributions to the exclusive  $B \rightarrow V\gamma$  decay can be classified into three classes<sup>4</sup>:

1. The ‘‘Type-I’’ or ‘‘hard vertex’’ contributions include (a) the contribution of the magnetic penguin operator  $Q_7$  described by form factor  $F^{B \rightarrow V}$ , which is the only

---

<sup>3</sup> For explicit expressions and more details about  $\Phi_B$  and  $\Phi_V$ , one can see Refs.[21, 22] and references therein.

<sup>4</sup> For more details of various contributions and the corresponding Feynman loops, see Ref.[25] and references therein.



contribution to the amplitude of  $B \rightarrow V\gamma$  at the LO approximation; and (b) the  $\mathcal{O}(\alpha_s)$  contribution to the hard-scattering kernels  $T_i^I$  from four-quark operators  $Q_{1\dots 6}$  and the chromomagnetic penguin operator  $Q_8$ .

2. The ‘‘Type-II’’ or ‘‘hard spectator’’ contributions include the  $\mathcal{O}(\alpha_s)$  contribution to the hard-scattering kernels  $T_i^{II}$  from four-quark operators  $Q_{1\dots 6}$  and the chromomagnetic penguin operator  $Q_8$ .
3. The ‘‘Weak annihilation’’ contribution, which is suppressed by one power  $\Lambda_{QCD}/m_b$  when compared with the Type-I and II contributions, and the dominant annihilation amplitudes can be computed within QCD factorization.

Combining all parts together, the decay amplitude to  $\mathcal{O}(\alpha_s)$  for exclusive  $B \rightarrow V\gamma$  decay takes the form of

$$A(\overline{B} \rightarrow V\gamma) = \frac{G_F}{\sqrt{2}} R_V \langle V\gamma | Q_7 | \overline{B} \rangle, \quad (30)$$

with

$$R_V = \lambda_u^{(q)} [a_7^u(V\gamma) + a_{ann}^u(V\gamma)] + \lambda_c^{(q)} [a_7^c(V\gamma) + a_{ann}^c(V\gamma)], \quad (31)$$

where  $q = s$  for  $V = K^*$ ,  $q = d$  for  $V = \rho$ , and  $a_7^p$  ( $p = u, c$ ) denote the hard vertex and hard spectator NLO contributions

$$\begin{aligned} a_7^p(V\gamma) = & C_7(\mu) + \frac{\alpha_s(\mu)C_F}{4\pi} \left[ \sum_{i=1,2} Z_i^0(\mu)G_i(z_p) + \sum_{j=3\dots 6,8} Z_j^0(\mu)G_j \right] \\ & + \frac{\alpha_s(\mu_h)C_F}{4\pi} \left[ C_1^0(\mu_h)H_1^V(z_p) + \sum_{j=3\dots 6,8} C_j^0(\mu_h)H_j^V \right], \end{aligned} \quad (32)$$

where  $z_q = m_q^2/m_b^2$ ,  $\mu_h = \sqrt{0.5}\mu$ ,  $C_F = 4/3$ , the Wilson coefficients can be found in previous subsection, the explicit expressions of the functions  $G_i$  and  $H_j^V$  can be found in Ref.[25] and in Appendix A. The functions  $a_{ann}^u$  and  $a_{ann}^c$  in above equation denote the weak annihilation contributions and take the form of [25]

$$\begin{aligned} a_{ann}^u(\bar{K}^{*0}\gamma) &= Q_d [a_4 b^{K^*} + a_6 (d_v^{K^*} + d_{\bar{v}}^{K^*})], \\ a_{ann}^c(\bar{K}^{*0}\gamma) &= a_{ann}^u(\bar{K}^{*0}\gamma), \\ a_{ann}^u(K^{*-}\gamma) &= Q_u [a_1 b^{K^*} + a_4 b^{K^*} + a_6 (-2d_v^{K^*} + d_{\bar{v}}^{K^*})], \\ a_{ann}^c(K^{*-}\gamma) &= Q_u [a_4 b^{K^*} + a_6 (-2d_v^{K^*} + d_{\bar{v}}^{K^*})], \end{aligned} \quad (33)$$

for  $\overline{B} \rightarrow K^*\gamma$  decays, and

$$\begin{aligned} a_{ann}^u(\rho^0\gamma) &= Q_d [-a_2 b^\rho + a_4 b^\rho + a_6 (d_v^\rho + d_{\bar{v}}^\rho)], \\ a_{ann}^u(\rho^-\gamma) &= Q_u [a_1 b^\rho + a_4 b^\rho + a_6 (-2d_v^\rho + d_{\bar{v}}^\rho)], \\ a_{ann}^c(\rho^0\gamma) &= Q_d [a_4 b^\rho + a_6 (d_v^\rho + d_{\bar{v}}^\rho)], \\ a_{ann}^c(\rho^-\gamma) &= Q_u [a_4 b^\rho + a_6 (-2d_v^\rho + d_{\bar{v}}^\rho)], \end{aligned} \quad (34)$$

for  $\overline{B} \rightarrow \rho\gamma$  decays, where  $Q_u = 2/3$  and  $Q_d = -1/3$  are the electric charge of up and down quarks,  $a_i$  denote the combinations of LO Wilson coefficients

$$\begin{aligned} a_{1,2} &= C_{1,2}^0 + \frac{1}{3}C_{2,1}^0, \\ a_4 &= C_4^0 + \frac{1}{3}C_3^0, \\ a_6 &= C_6^0 + \frac{1}{3}C_5^0. \end{aligned} \quad (35)$$

And finally the functions  $b^V$ ,  $d_v^V$  and  $d_{\bar{v}}^V$  are [25]

$$b^V = \frac{2\pi^2}{F_V} \frac{f_B m_V f_V}{m_B m_b \lambda_B}, \quad (36)$$

$$d_{(-)}^V = -\frac{4\pi^2}{F_V} \frac{f_B f_V^\perp}{m_B m_b} (1 \mp \alpha_1^V + \alpha_2^V + \dots). \quad (37)$$

The values of all parameters appeared in above two equations can be found in Table III.

From the decay amplitude in Eq.(30), it is straightforward to write down the branching ratio for  $\overline{B} \rightarrow V\gamma$  decay

$$\mathcal{B}(\overline{B} \rightarrow V\gamma) = \tau_B \frac{G_F^2 \alpha m_B^3 m_b^2}{32\pi^4} \left(1 - \frac{m_V^2}{m_B^2}\right)^3 |R_V|^2 c_V^2 |F_V|^2, \quad (38)$$

where function  $R_V$  has been given in Eq.(31), and  $c_V = 1$  for  $V = K^*, \rho^-$  and  $c_V = 1/\sqrt{2}$  for  $V = \rho^0$ . The branching ratios for the CP-conjugated  $B \rightarrow V\gamma$  decay are obtained by the replacement of  $\lambda_p^{(q)} \rightarrow \lambda_p^{(q)*}$  in function  $R_V$ .

### C. Outline of the general 2HDM's

The simplest extension of the SM is the so-called two-Higgs-doublet models [12]. In such models, the tree level flavor changing neutral currents are absent if one introduces an *ad hoc* discrete symmetry to constrain the 2HDM scalar potential and Yukawa Lagrangian. Let us consider a Yukawa Lagrangian of the form[33]

$$\mathcal{L}_Y = \eta_{ij}^U \bar{Q}_{i,L} \tilde{\phi}_1 U_{j,R} + \eta_{ij}^D \bar{Q}_{i,L} \phi_1 D_{j,R} + \xi_{ij}^U \bar{Q}_{i,L} \tilde{\phi}_2 U_{j,R} + \xi_{ij}^D \bar{Q}_{i,L} \phi_2 D_{j,R} + H.c., \quad (39)$$

where  $\phi_i$  ( $i = 1, 2$ ) are the two Higgs doublets,  $\tilde{\phi}_{1,2} = i\tau_2 \phi_{1,2}^*$ ,  $Q_{i,L}$  ( $U_{j,R}$ ) with  $i = (1, 2, 3)$  are the left-handed isodoublet quarks (right-handed up-type quarks),  $D_{j,R}$  are the right-handed isosinglet down-type quarks, while  $\eta_{i,j}^{U,D}$  and  $\xi_{i,j}^{U,D}$  ( $i, j = 1, 2, 3$  are family index) are generally the nondiagonal matrices of the Yukawa coupling. By imposing the discrete symmetry

$$\phi_1 \rightarrow -\phi_1, \phi_2 \rightarrow \phi_2, D_i \rightarrow -D_i, U_i \rightarrow \mp U_i \quad (40)$$

one obtains the so called Model I and Model II.

In model III [33, 34], the third type of two-Higgs-doublet models, no discrete symmetry is imposed and both up- and down-type quarks then may have diagonal and/or flavor

changing couplings with  $\phi_1$  and  $\phi_2$ . As described in [33], one can choose a suitable basis to express two Higgs doublet  $\phi_1$  and  $\phi_2$  and define the mass eigenstates ( $H^\pm, \bar{H}^0, h^0, A^0$ ). After the rotation of quark fields, the Yukawa Lagrangian of quarks are of the form [33],

$$\mathcal{L}_Y^{II} = \eta_{ij}^U \bar{Q}_{i,L} \tilde{\phi}_1 U_{j,R} + \eta_{ij}^D \bar{Q}_{i,L} \phi_1 D_{j,R} + \hat{\xi}_{ij}^U \bar{Q}_{i,L} \tilde{\phi}_2 U_{j,R} + \hat{\xi}_{ij}^D \bar{Q}_{i,L} \phi_2 D_{j,R} + H.c., \quad (41)$$

where  $\eta_{ij}^{U,D}$  correspond to the diagonal mass matrices of up- and down-type quarks, while the neutral and charged flavor changing couplings will be [33]

$$\hat{\xi}_{neutral}^{U,D} = \xi^{U,D}, \quad \hat{\xi}_{charged}^U = \xi^U V_{CKM}, \quad \hat{\xi}_{charged}^D = V_{CKM} \xi^D, \quad (42)$$

with

$$\xi_{ij}^{U,D} = \frac{g \sqrt{m_i m_j}}{\sqrt{2} M_W} \lambda_{ij}, \quad (43)$$

where  $V_{CKM}$  is the CKM mixing matrix [28],  $i, j = (1, 2, 3)$  are the generation index. The coupling constants  $\lambda_{ij}$  are free parameters to be determined by experiments, and they may also be complex.

During past years, the two-Higgs doublet models have been studied extensively in literature at LO and NLO level [8, 13, 33, 34, 35, 36, 37, 38, 39, 40, 41, 42] and tested experimentally [30]. For the model I, the new physics corrections to physical observables are usually very small and less interesting phenomenologically.

The model II, however, has been very popular, since it is the building block of the minimal supersymmetric standard model and may provide large contributions to the mixing and decay processes of  $K$  and  $B$  meson systems. The most stringent constraint on model II may come from the inclusive  $B \rightarrow X_s \gamma$  decay. From the experimental measurements and currently available studies at NLO level [8, 13, 36, 37, 38], one get to know the following main features of the conventional models I and II, and model III

- For the model I, no bound on  $M_H$  can be obtained from  $B \rightarrow X_s \gamma$  [43], since the charged Higgs loops interfere destructively with the SM penguin diagrams and decouple for large  $\tan \beta$ .
- In model II, the charged Higgs penguins interfere constructively with their SM counterparts, and thus always enhance the branching ratio  $\mathcal{B}(B \rightarrow X_s \gamma)$ . The measured mass splitting  $\Delta M_{B_d} = 0.502 \pm 0.007 ps^{-1}$  and the decay rate  $\mathcal{B}(B \rightarrow X_s \gamma) = (3.34 \pm 0.38) \times 10^{-4}$  leads to strong bounds on both the  $\tan \beta = v_2/v_1$  and the mass  $M_H$  [13]. The typical bounds at NLO level are [13]

$$\tan \beta > 0.6 \quad (44)$$

and

$$M_H \gtrsim 300 GeV \quad (45)$$

for any value of  $\tan \beta$ , and the  $\tan \beta$  dependence of the lower bound saturates for  $\tan \beta \gtrsim 5$ . This NLO lower bound on  $M_H$  is much stronger than the direct experimental bound  $M_H > 78.6$  GeV [30] and the bound from other observables, such as  $R_b$  and  $B \rightarrow \tau$  decays [8].

- For the model III<sup>5</sup>, the charged-Higgs loop diagrams can provide significant contributions to  $B^0 - \bar{B}^0$  mixing, the inclusive  $B \rightarrow X_s \gamma$  decay and many other physical observables [33, 40]. In a previous paper [13], we calculated the charged-Higgs contributions to the mass splitting  $\Delta M_{B_d}$  and the decay rate  $\mathcal{B}(B \rightarrow X_s \gamma)$  at the NLO level, and found the strong constraints on free parameters  $\lambda_{tt}$ ,  $\lambda_{bb}$  and  $M_H$  from the well measured  $\Delta M_{B_d}$  and  $\mathcal{B}(B \rightarrow X_s \gamma)$ . Two typical choices of  $(\lambda_{tt}, \lambda_{bb})$  and the corresponding constraint on  $M_H$  obtained from the measured branching ratio of  $B \rightarrow X_s \gamma$  decay are

$$\text{III} - \text{A} : (\lambda_{tt}, \lambda_{bb}) = (0.5, 1), \quad M_H > 150 \text{ GeV} \quad (46)$$

as shown in Fig.9 of Ref.[13]; and

$$\text{III} - \text{B} : (\lambda_{tt}, \lambda_{bb}) = (0.5, 22), \quad 226 \leq M_H \leq 285 \text{ GeV}. \quad (47)$$

For the first case, the new physics contribution to  $B \rightarrow X_s \gamma$  is very small and become negligible for  $M_H > 250$  GeV. For the second case (in [13], it was denoted as the case C), the new physics contribution can be rather large, the sign of the dominant Wilson coefficient  $C_7^{eff}(m_b)$  changed its sign from negative to positive due to the inclusion of the charged-Higgs penguin contributions. In this paper, we denote these two typical cases as the model III-A and III-B, respectively.

#### D. NLO Wilson coefficients in the general 2HDM's

The new physics contributions to the quark level  $b \rightarrow s/d \gamma$  transition from the charged Higgs penguins manifest themselves from the correction to the Wilson coefficients at the matching scale  $M_W$ . In Ref.[36], the authors calculated the NLO QCD corrections to the  $B \rightarrow X_s \gamma$  decay in the conventional models I and II. In Ref.[13], we extended their work to the case of model III. Here we firstly present the Wilson coefficients at the energy scales  $M_W$  and  $\mu = \mathcal{O}(m_b)$  in a general 2HDM and then calculate the branching ratios, CP asymmetries, and isospin and U-spin symmetry breaking of the exclusive decays  $B \rightarrow V \gamma$  in the following sections.

Note that the CMM basis was used in Refs.[13, 36], the Wilson coefficients  $C_i^{eff}(\mu)$  there are indeed the Wilson coefficients  $Z_i(\mu)$  in this paper. For the exclusive decays  $B \rightarrow V \gamma$  and to the first order in  $\alpha_s$ , only the NLO expression for  $C_7(\mu)$  has to be used while the leading order values are sufficient for the other Wilson coefficients appeared in  $a_7^p(V \gamma)$  in Eq.(32). Therefore, only  $C_7(\mu)$ ,  $C_8^{(0)}(\mu)$  and  $Z_8^{(0)}(\mu)$  in Eq.(32) are affected by the charged-Higgs penguin contributions, while all other Wilson coefficients for  $i = 1, \dots, 6$  remain the same as in the SM. Since  $Z_{7,8}^0(\mu) = C_{7,8}^0(\mu)$ , and  $C_7^1(\mu) = Z_7^1(\mu)$  [25], so we here use the terms  $C_{7,8}^0$  and  $C_7^1$  for convenience.

---

<sup>5</sup> In this paper, the term model III always means the CCK scenario of a general model III as presented in Ref.[40]. In such model III [40], only the couplings  $\lambda_{tt}$  and  $\lambda_{bb}$  are non-zero, and only the charged Higgs boson penguin diagram provide a new physics contribution to  $b \rightarrow s \gamma$  decay at one loop level. For more details see Refs.[13, 40].

The new physics part of the LO Wilson coefficients  $C_{7,8}^0$  at the matching energy scale  $M_W$  take the form,

$$C_{7,NP}^0(M_W) = -\frac{1}{6}|Y|^2 A(y_t) + (XY^*)B(y_t), \quad (48)$$

$$C_{8,NP}^0(M_W) = -\frac{1}{6}|Y|^2 D(y_t) + (XY^*)E(y_t), \quad (49)$$

where  $y_t = m_t^2/M_H^2$ , and the functions  $A(x)$  and  $D(x)$  have been given in Eqs.(10,11), while

$$B(y) = \frac{3y - 5y^2}{12(1-y)^2} + \frac{2y - 3y^2}{6(1-y)^3} \log[y], \quad (50)$$

$$E(y) = \frac{3y - y^2}{4(1-y)^2} + \frac{y}{2(1-y)^3} \log[y]. \quad (51)$$

The new physics parts of the NLO Wilson coefficients  $C_{7,8}^1$  at the matching scale  $\mu_W$  can be written as

$$C_{7,NP}^1(M_W) = |Y|^2 C_{7,YY}^1(M_W) + (XY^*) C_{7,XY}^1(M_W), \quad (52)$$

$$C_{8,NP}^1(M_W) = |Y|^2 C_{8,YY}^1(M_W) + (XY^*) C_{8,XY}^1(M_W), \quad (53)$$

with

$$C_{i,YY}^1(M_W) = W_{i,YY} + M_{i,YY} \ln[y_t] + T_{i,YY} \left( \ln[x_t] - \frac{4}{3} \right), \quad (54)$$

$$C_{i,XY}^1(M_W) = W_{i,XY} + M_{i,XY} \ln[y_t] + T_{i,XY} \left( \ln[x_t] - \frac{4}{3} \right). \quad (55)$$

The explicit expressions of functions  $W_{i,j}$ ,  $M_{i,j}$  and  $T_{i,j}$  ( $i = 7, 8$  and  $j = YY, XY$ ) can be found in Refs.[36] or in Appendix B. The  $T_{ij}$  terms appear when expressing  $\overline{m}_t(M_W)$  in terms of the pole mass  $m_t$  in the corresponding lowest order coefficients [36].

At low energy scale  $\mu = \mathcal{O}(m_b)$ , the Wilson coefficients  $C_7^{0,1}(\mu)$  and  $C_8^0(\mu)$  after the

inclusion of new physics contributions can be written as

$$C_7^0(\mu) = \eta^{\frac{16}{23}} [C_{7,SM}^0(M_W) + C_{7,NP}^0(M_W)] \\ + \frac{8}{3} \left( \eta^{\frac{14}{23}} - \eta^{\frac{16}{23}} \right) [C_{8,SM}^0(M_W) + C_{8,NP}^0(M_W)] + \sum_{i=1}^8 h_i \eta^{a_i}, \quad (56)$$

$$C_8^0(\mu) = \eta^{\frac{14}{23}} [C_{8,SM}^0(M_W) + C_{8,NP}^0(M_W)] + \sum_{i=1}^8 \tilde{h}_i \eta^{a_i}, \quad (57)$$

$$C_7^1(\mu_b) = \eta^{\frac{39}{23}} [C_{7,SM}^1(M_W) + C_{7,NP}^1(M_W)] \\ + \frac{8}{3} \left( \eta^{\frac{37}{23}} - \eta^{\frac{39}{23}} \right) [C_{8,SM}^1(M_W) + C_{8,NP}^1(M_W)] \\ + \left( \frac{297664}{14283} \eta^{\frac{16}{23}} - \frac{7164416}{357075} \eta^{\frac{14}{23}} + \frac{256868}{14283} \eta^{\frac{37}{23}} - \frac{6698884}{357075} \eta^{\frac{39}{23}} \right) \\ \cdot [C_{8,SM}^0(M_W) + C_{8,NP}^0(M_W)] \\ + \frac{37208}{4761} \left( \eta^{\frac{39}{23}} - \eta^{\frac{16}{23}} \right) [C_{7,SM}^0(M_W) + C_{7,NP}^0(M_W)] \\ + \sum_{i=1}^8 [e_i \eta E(x_t) + f_i + g_i \eta] \eta^{a_i}, \quad (58)$$

where the “magic numbers” are listed in Table II.

In the conventional model I and II, the general Yukawa couplings  $X$  and  $Y$  are real and given by

$$X = -\cot \beta, \quad Y = \cot \beta \quad (\text{Model I}), \quad (59)$$

$$X = \tan \beta, \quad Y = \cot \beta \quad (\text{Model II}). \quad (60)$$

In the Model III where only the couplings  $\lambda_{tt}$  and  $\lambda_{bb}$  are non-zero, the relation between the couplings  $(X, Y)$  and  $(\lambda_{tt}, \lambda_{bb})$  is also simple

$$X = -\lambda_{bb}, \quad Y = \lambda_{tt} \quad (\text{Model III}). \quad (61)$$

Now we are ready to calculate the numerical results for the  $B \rightarrow V\gamma$  decay in the general 2HDM's with the inclusion of NLO QCD corrections.

### III. $B \rightarrow K^*\gamma$ DECAY

For the numerical calculations, unless otherwise specified, we use the central values of the input parameters as listed in Table III, and consider the uncertainties of those parameters as given explicitly in Table III.

From Eqs.(30) and (38), the decay amplitude and branching ratio for  $B \rightarrow K^*\gamma$  decay can be written as

$$A(\overline{B} \rightarrow K^*\gamma) = \frac{G_F}{\sqrt{2}} R_{K^*} \langle K^*\gamma | Q_7 | \overline{B} \rangle, \quad (62)$$

$$\mathcal{B}(\overline{B} \rightarrow K^*\gamma) = \tau_B \frac{G_F^2 \alpha m_B^3 m_b^2}{32\pi^4} \left( 1 - \frac{m_{K^*}^2}{m_B^2} \right)^3 |R_{K^*}|^2 |F_K^*|^2, \quad (63)$$

where the function  $R_{K^*}$  has been given in Eq.(31) for  $V = K^*$ .

The CP asymmetry of  $B \rightarrow K^* \gamma$  can also be defined as [15, 16]

$$\mathcal{A}_{CP}(K^* \gamma) = \frac{\Gamma(B \rightarrow K^* \gamma) - \Gamma(\overline{B} \rightarrow \overline{K}^* \gamma)}{\Gamma(B \rightarrow K^* \gamma) + \Gamma(\overline{B} \rightarrow \overline{K}^* \gamma)} \quad (64)$$

Another physical observable for  $B \rightarrow V \gamma$  decay is the isospin symmetry breaking in the  $K^{*\pm} - \overline{K}^{*0}$  or  $\rho^\pm - \rho^0$  system. Since the branching ratios of both  $B^- \rightarrow K^{*-} \gamma$  and  $\overline{B}^0 \rightarrow \overline{K}^{*0} \gamma$  decays have been measured, the study of the isospin breaking in  $B \rightarrow V \gamma$  decays becomes very interesting now [26, 27]. Following Ref.[26], the breaking of isospin symmetry in the  $K^{*-} - \overline{K}^{*0}$  system can be defined as

$$\Delta_{0-}(K^* \gamma) \equiv \frac{\eta_\tau \mathcal{B}(B \rightarrow \overline{K}^{*0} \gamma) - \mathcal{B}(B \rightarrow K^{*-} \gamma)}{\eta_\tau \mathcal{B}(B \rightarrow \overline{K}^{*0} \gamma) + \mathcal{B}(B \rightarrow K^{*-} \gamma)}. \quad (65)$$

where  $\eta_\tau = \tau_{B^+}/\tau_{B^0}$ , and the CP-averaged branching ratios are understood.

By using the world averages as given in Eq.(2) and the ratio  $\tau_{B^+}/\tau_{B^0} = 1.083 \pm 0.017$  [30], we find numerically that

$$\Delta_{0-}(K^* \gamma)^{exp} = (3.9 \pm 4.8)\%, \quad (66)$$

where the errors from the two measured branching ratios and the ratio  $\tau_{B^+}/\tau_{B^0}$  have been added in quadrature. The measured value of isospin symmetry breaking is indeed small as expected previously [15, 16]. Any new physics contribution producing large isospin breaking for  $B \rightarrow K^* \gamma$  decays will be strongly constrained by this measurement.

### A. Branching ratios and CP asymmetries

By using the formulas as given in Eqs.(32) and (33) and the input parameters in Table III, we find the SM predictions for  $a_7^p(K^* \gamma)$  and  $a_{ann}(K^* \gamma)$  at the low energy scale  $\mu = m_b$ ,

$$\begin{aligned} a_7^u(K^* \gamma) &= \underbrace{-0.3212}_{C_{7,SM}^0(m_b)} + \underbrace{0.0113}_{\Delta C_{7,SM}^1} \underbrace{-0.1407 - 0.0683i}_{T^I\text{-contribution}} \underbrace{0.0330 - 0.0002i}_{T^{II}\text{-contribution}} \\ &= -0.4177 - 0.0685i, \end{aligned} \quad (67)$$

$$\begin{aligned} a_7^c(K^* \gamma) &= \underbrace{-0.3212}_{C_{7,SM}^0(m_b)} + \underbrace{0.0113}_{\Delta C_{7,SM}^1} \underbrace{-0.0802 - 0.0131i}_{T^I\text{-contribution}} \underbrace{-0.0161 - 0.0120i}_{T^{II}\text{-contribution}} \\ &= -0.4063 - 0.0251i, \end{aligned} \quad (68)$$

$$a_{ann}^u(\overline{K}^{*0} \gamma) = a_{ann}^c(\overline{K}^{*0} \gamma) = -0.0092, \quad (69)$$

$$a_{ann}^u(K^{*-} \gamma) = 0.1933, \quad (70)$$

$$a_{ann}^c(K^{*-} \gamma) = 0.0046. \quad (71)$$

The corresponding NLO SM predictions for branching ratio  $\mathcal{B}(B \rightarrow K^* \gamma)$  are

$$\begin{aligned} \mathcal{B}(B \rightarrow \overline{K}^{*0} \gamma)^{SM} &= [3.35_{-1.30}^{+1.62}(F_{K^*})_{-0.60}^{+0.57}(\mu)_{-0.10}^{+0.27}(\lambda_B) \pm 0.20(m_c)] \times 10^{-5} \\ &= (3.35_{-1.45}^{+1.75}) \times 10^{-5}, \end{aligned} \quad (72)$$

$$\begin{aligned} \mathcal{B}(B \rightarrow K^{*-} \gamma)^{SM} &= [3.25_{-1.33}^{+1.67}(F_{K^*})_{-0.47}^{+0.25}(\mu)_{-0.14}^{+0.35}(\lambda_B) \pm 0.20(m_c)] \times 10^{-5} \\ &= (3.25_{-1.43}^{+1.74}) \times 10^{-5}, \end{aligned} \quad (73)$$

where the four major errors have been added in quadrature. The uncertainty of the form factor  $F_{K^*}$  dominate the theoretical error, and the remaining errors from other input parameters are negligibly small. Although the central values of the SM predictions for the decay rates are smaller than the world average as given in Eq.(2), but they are in good agreement within  $1\sigma$  theoretical error. The effect of annihilation contribution on the decay rates is less than 5% numerically.

If we use  $F_{K^*} = 0.38 \pm 0.06$  obtained from the light-cone sum rule (LCSR) [31] instead of  $F_{K^*} = 0.25 \pm 0.06$  in numerical calculation, we find

$$\mathcal{B}(B \rightarrow \overline{K}^{*0} \gamma)^{SM} = (7.27_{-2.37}^{+2.58}) \times 10^{-5}, \quad (74)$$

$$\mathcal{B}(B \rightarrow K^{*-} \gamma)^{SM} = (7.31_{-2.37}^{+2.57}) \times 10^{-5}. \quad (75)$$

Here the central values are much larger than the measured values as given in Eq.(2), but still agree with the data within  $2\sigma$  errors because of the large theoretical error as pointed previously in Refs.[24, 25]. For the purpose to study the new physics contributions to the exclusive decays  $B \rightarrow V\gamma$ , one prefers a better agreement between the SM predictions and the high precision data. Therefore, we will use  $F_{K^*} = 0.25 \pm 0.06$  in this paper, unless otherwise specified.

For the model I, the theoretical predictions for branching ratios are

$$\mathcal{B}(B \rightarrow \overline{K}^{*0} \gamma)^I = (3.35_{-1.45}^{+1.75}) \times 10^{-5}, \quad (76)$$

$$\mathcal{B}(B \rightarrow K^{*-} \gamma)^I = (3.25_{-1.43}^{+1.74}) \times 10^{-5}, \quad (77)$$

for  $\tan \beta = 4$  and  $M_H = 200$  GeV. The  $M_H$  dependence of the branching ratio  $\mathcal{B}(B \rightarrow K^{*-} \gamma)$  is very weak: it will change by less than 2% in the range of  $200 \leq M_H \leq 600$  GeV.

Fig.1 shows the  $\tan \beta$  dependence of the branching ratio  $\mathcal{B}(B \rightarrow K^{*-} \gamma)$  in model I for  $M_H = 200$  GeV. The dots and solid line shows the central value of the NLO SM and model I prediction, respectively. The region between two dashed lines shows the NLO SM prediction with error as given in Eq.(73). The shaded band shows the data:  $\mathcal{B}(B \rightarrow K^{*-} \gamma)^{exp} = (4.18 \pm 0.32) \times 10^{-5}$ . From this figure, one can see that (a) the NLO SM prediction agree with the data within  $1\sigma$  error; and (b) the new physics contribution in model I is negligibly small for  $\tan \beta \geq 1$ , while a  $\tan \beta < 0.5$  is also strongly disfavored. For  $B \rightarrow K^{*0} \gamma$  decay mode, we have the same conclusion.

In the popular model II, the numerical results for  $a_7^p(K^* \gamma)$  at the low energy scale  $\mu = m_b$  are,

$$\begin{aligned} a_7^u(K^* \gamma)^\Pi &= \underbrace{-0.3100}_{C_{7,SM}(m_b)} - \underbrace{0.06523}_{\Delta C_{7,NP}} - \underbrace{0.1436 - 0.0724i}_{T^I\text{-contribution}} + \underbrace{0.0481 - 0.0003i}_{T^{II}\text{-contribution}} \\ &= -0.4707 - 0.0728i, \end{aligned} \quad (78)$$

$$\begin{aligned} a_7^c(K^* \gamma)^\Pi &= \underbrace{-0.3100}_{C_{7,SM}(m_b)} - \underbrace{0.0652}_{\Delta C_{7,NP}} - \underbrace{0.0831 - 0.0172i}_{T^I\text{-contribution}} - \underbrace{0.0265 - 0.0182i}_{T^{II}\text{-contribution}} \\ &= -0.4848 - 0.0354i, \end{aligned} \quad (79)$$

for  $\tan \beta = 4$  and  $M_H = 300$  GeV. The second terms in above two equations are the new physics corrections to the NLO Wilson coefficient  $C_{7,SM}(m_b)$ , the hard vertex and hard spectator contributions are also changed slightly because of the variations of  $Z_8^0(\mu)$  and



$C_7^0(\mu_h)$  after including the charged-Higgs contributions. The total new physics contribution to  $a_7^p$  in model II is around 10% for  $\tan\beta = 4$  and  $M_H = 300$  GeV. The annihilation parts remain unchanged.

For the model II, the theoretical predictions for branching ratios are

$$\begin{aligned}\mathcal{B}(B \rightarrow \overline{K}^{*0}\gamma)^{II} &= [4.54_{-1.77}^{+2.22}(F_{K^*})_{-0.72}^{+0.68}(\mu)_{-0.13}^{+0.33}(\lambda_B) \pm 0.22(m_c)] \times 10^{-5} \\ &= (4.54_{-1.93}^{+2.36}) \times 10^{-5},\end{aligned}\tag{80}$$

$$\begin{aligned}\mathcal{B}(B \rightarrow K^{*-}\gamma)^{II} &= [4.47_{-1.83}^{+2.29}(F_{K^*})_{-0.57}^{+0.32}(\mu)_{-0.17}^{+0.44}(\lambda_B) \pm 0.23(m_c)] \times 10^{-5} \\ &= (4.47_{-1.94}^{+2.36}) \times 10^{-5},\end{aligned}\tag{81}$$

for  $\tan\beta = 4$  and  $M_H = 300$  GeV.

Fig. 2 shows the  $M_H$  dependence of the branching ratio  $B \rightarrow K^*\gamma$  in model II for  $\tan\beta = 4$ . The dot-dashed and solid curve shows the central value of the NLO model II prediction for the branching ratio  $\mathcal{B}(B \rightarrow \overline{K}^{*0}\gamma)$  and  $\mathcal{B}(B \rightarrow K^{*-}\gamma)$ , respectively. Other band or lines show the same thing as in Fig. 1.

Fig. 3 shows the  $\tan\beta$  dependence of the branching ratio  $B \rightarrow K^*\gamma$  in model II for  $M_H = 300$  GeV. The dot-dashed and solid curve shows the central value of the NLO model II prediction for the branching ratio  $\mathcal{B}(B \rightarrow \overline{K}^{*0}\gamma)$  and  $\mathcal{B}(B \rightarrow K^{*-}\gamma)$ , respectively. Other band or lines show the same thing as in Fig. 1.

It is easy to see from Fig.2 that a charged Higgs boson with a mass around 200 GeV is still allowed by the measured branching ratio of the exclusive  $B \rightarrow K^*\gamma$  decay, which is weaker than the lower bound of  $M_H \gtrsim 300$  GeV obtained from the data of the inclusive  $B \rightarrow X_s\gamma$  decay. This is consistent with general expectation. The key point here is the large uncertainty of the non-perturbative form factor  $F_{K^*}$ . If we use  $F_{K^*} = 0.38 \pm 0.06$  and keep all other input parameters unchanged, we get a much strong lower limit on  $M_H$ , as can be seen from Fig.4, where the solid and dot-dashed curves show the NLO model II prediction for  $\mathcal{B}(B \rightarrow \overline{K}^{*0}\gamma)$  and  $\mathcal{B}(B \rightarrow K^{*-}\gamma)$ , respectively. The dots line and the band between two dashed lines show the corresponding SM prediction of  $\mathcal{B}(B \rightarrow K^{*-}\gamma) = (7.31_{-2.37}^{+2.58})$  for  $F_{K^*} = 0.38 \pm 0.06$ .

Now we study the model III. According to previous studies in Ref.[13], we got to know that the charged Higgs penguins can provide a significant contribution to the dominant Wilson coefficient  $C_7(\mu)$  and changed its sign from negative to positive. Of course, the size of the new physics contributions is strongly constrained by the measured branching ratio of the inclusive  $B \rightarrow X_s\gamma$ , as investigated in detail in [13].

For the model III-A, i.e.  $(\lambda_{tt}, \lambda_{bb}) = (0.5, 1)$ , the new physics contributions are small, the numerical results for  $a_7^p(K^*\gamma)$  at the low energy scale  $\mu = m_b$  are,

$$\begin{aligned}a_7^u(K^*\gamma)^{\text{III-A}} &= \underbrace{-0.3100}_{C_{7,SM}(m_b)} + \underbrace{0.0299}_{\Delta C_{7,NP}} \underbrace{-0.1394 - 0.0664i}_{T^I\text{-contribution}} + \underbrace{+0.0336 - 0.0002i}_{T^{II}\text{-contribution}} \\ &= -0.3859 - 0.0666i,\end{aligned}\tag{82}$$

$$\begin{aligned}a_7^c(K^*\gamma)^{\text{III-A}} &= \underbrace{-0.3100}_{C_{7,SM}(m_b)} + \underbrace{0.0299}_{\Delta C_{7,NP}} \underbrace{-0.0788 - 0.0112i}_{T^I\text{-contribution}} + \underbrace{-0.0155 - 0.0120i}_{T^{II}\text{-contribution}} \\ &= -0.3744 - 0.0231i,\end{aligned}\tag{83}$$

for  $M_H = 300$  GeV. The total new physics contribution to  $a_7^p$  in model III-A is also around 10% in magnitude for  $M_H = 300$  GeV, but in the opposite direction of that in model II. The annihilation parts also remain unchanged.

Fig. 5 shows the  $M_H$  dependence of the branching ratio  $B \rightarrow K^* \gamma$  in model III-A. The dot-dashed and solid curve shows the central value of the NLO model III prediction for the branching ratio  $\mathcal{B}(B \rightarrow \bar{K}^{*0} \gamma)$  and  $\mathcal{B}(B \rightarrow K^{*-} \gamma)$ , respectively. Other band or lines show the same thing as in Fig. 1. The new physics contribution here is small are consistent with the SM prediction within  $1\sigma$  error. Numerically, we have

$$\mathcal{B}(B \rightarrow \bar{K}^{*0} \gamma)^{\text{III-A}} = (2.87^{+1.50}_{-1.27}) \times 10^{-5}, \quad (84)$$

$$\mathcal{B}(B \rightarrow K^{*-} \gamma)^{\text{III-A}} = (2.75^{+1.48}_{-1.22}) \times 10^{-5}, \quad (85)$$

for  $M_H = 300$  GeV, where the four major errors as in Eqs.(80) and (81) have been added in quadrature.

For the model III-B, i.e.  $(\lambda_{tt}, \lambda_{bb}) = (0.5, 22)$ , the new physics contributions are large, the numerical results for  $a_7^p(K^* \gamma)$  at the low energy scale  $\mu = m_b$  are,

$$\begin{aligned} a_7^u(K^* \gamma)^{\text{III-B}} &= \underbrace{-0.3100}_{C_{7,SM}(m_b)} + \underbrace{0.8485}_{\Delta C_{7,NP}} \underbrace{-0.1049 - 0.0174i}_{T^I\text{-contribution}} \underbrace{+0.0752 - 0.0003i}_{T^{II}\text{-contribution}} \\ &= 0.5088 - 0.0177i, \end{aligned} \quad (86)$$

$$\begin{aligned} a_7^c(K^* \gamma)^{\text{III-B}} &= \underbrace{-0.3100}_{C_{7,SM}(m_b)} + \underbrace{0.8485}_{\Delta C_{7,NP}} \underbrace{-0.0443 + 0.0379i}_{T^I\text{-contribution}} \underbrace{+0.0005 - 0.0182i}_{T^{II}\text{-contribution}} \\ &= 0.4947 + 0.0196i, \end{aligned} \quad (87)$$

for  $M_H = 250$  GeV. The second terms in above two equations are the new physics corrections to the NLO Wilson coefficient  $C_{7,SM}(m_b)$ , which is large and positive and makes the  $a_7^p(K^* \gamma)$  to be positive also. The hard vertex and hard spectator contributions are also changed moderately, but has only small effects on the branching ratios.

For model III-B, the theoretical predictions for branching ratios are

$$\begin{aligned} \mathcal{B}(B \rightarrow \bar{K}^{*0} \gamma)^{\text{III-B}} &= [4.23^{+2.34}_{-1.83}(F_{K^*})^{+0.57}_{-0.37}(\mu)^{+0.05}_{-0.02}(\lambda_B) \pm 0.21(m_c)] \times 10^{-5} \\ &= (4.23^{+2.42}_{-1.88}) \times 10^{-5}, \end{aligned} \quad (88)$$

$$\begin{aligned} \mathcal{B}(B \rightarrow K^{*-} \gamma)^{\text{III-B}} &= [5.07^{+2.66}_{-2.11}(F_{K^*})^{+0.44}_{-0.06}(\mu)^{+0.02}_{-0.05}(\lambda_B) \pm 0.24(m_c)] \times 10^{-5} \\ &= (5.07^{+2.71}_{-2.13}) \times 10^{-5}, \end{aligned} \quad (89)$$

for  $M_H = 250$  GeV.

Fig. 6 shows the  $M_H$  dependence of the branching ratio  $B \rightarrow K^* \gamma$  in model III-B. The dot-dashed and solid curve shows the central value of the NLO model III-B prediction for the branching ratio  $\mathcal{B}(B \rightarrow \bar{K}^{*0} \gamma)$  and  $\mathcal{B}(B \rightarrow K^{*-} \gamma)$ , respectively. Other band or lines show the same thing as in Fig. 5.

If we add the theoretical errors as given in Eqs.(88,89) with the corresponding experimental errors in Eqs.(2) in quadrature and treat them as the total  $1\sigma$  error, we then read off the allowed regions of  $M_H$  from Fig.6,

$$218 \leq M_H \leq 293 \text{ GeV}, \quad \text{and} \quad M_H \geq 1670 \text{ GeV}, \quad (90)$$

allowed by the measured  $\mathcal{B}(B \rightarrow \bar{K}^{*0} \gamma)$ , and

$$226 \leq M_H \leq 315 \text{ GeV}, \quad \text{and} \quad M_H \geq 1490 \text{ GeV}, \quad (91)$$

allowed by the measured  $\mathcal{B}(B \rightarrow K^{*-}\gamma)$ . These constraints on  $M_H$  are well consistent with those obtained from the inclusive  $B \rightarrow X_s \gamma$  decays as given in Ref.[13]. Of course, the large theoretical error is dominated by the uncertainty of the form factor  $F_{K^*}$  here.

For the exclusive  $B \rightarrow K^* \gamma$  decay, the theoretical prediction for the CP symmetry  $\mathcal{A}_{CP}$  as defined in Eq.(64) is very small:

$$|\mathcal{A}_{CP}(B \rightarrow K^* \gamma)| < 1\% \quad (92)$$

in the SM and all three types of the 2HDM's considered here, which is consistent with the measurements as reported by BaBar [15] and Belle Collaboration [16]:

$$\mathcal{A}_{CP}(B \rightarrow K^* \gamma) = [-0.17, +0.082], \quad (93)$$

$$\mathcal{A}_{CP}(B \rightarrow K^* \gamma) = -0.001 \pm 0.044 \pm 0.008. \quad (94)$$

## B. Isospin Symmetry

As can be seen in last subsection, the large uncertainty of the form factor  $F_{K^*}$  dominates the total error. From Eqs.(38,31), the isospin symmetry breaking  $\Delta_{0-}(K^* \gamma)$  as defined in Eq.(65) can also be written as

$$\Delta_{0-}(K^* \gamma) = \frac{\eta_\tau |R_{\bar{K}^{*0}}|^2 - |R_{K^{*-}}|^2}{\eta_\tau |R_{\bar{K}^{*0}}|^2 + |R_{K^{*0}}|^2}. \quad (95)$$

In our approximation, the isospin breaking is generated by weak annihilation contributions, and has a residue sensitivity to the form factors  $F_V$  induced through the  $F_V$  dependence of  $b^V$  and  $d^V$  functions as defined in Eqs.(36,37). Since  $\lambda_u^s$  is about two orders smaller than  $\lambda_c^s$  and  $a_7^u(K^* \gamma) \approx a_7^c(K^* \gamma)$ , the function  $R_{K^*}$  is in fact determined by  $a_7^c(K^* \gamma)$ .

In the SM, we have numerically

$$\begin{aligned} \Delta_{0-}(K^* \gamma)^{\text{SM}} &= [5.6_{-1.1}^{+1.7}(F_{K^*})_{-2.1}^{+4.0}(\mu)^{+0.6}(\lambda_B) \pm 0.1(m_c)] \times 10^{-2} \\ &= (5.6_{-2.8}^{+4.4}) \times 10^{-2}, \end{aligned} \quad (96)$$

where the errors added in quadrature. The dominant error comes from the uncertainty of the low energy scale  $1/2m_b \leq \mu \leq 2m_b$ . The SM prediction agrees well with the measured value of  $\Delta_{0-}^{\text{exp}}(K^* \gamma) = (3.9 \pm 4.8)\%$ .

In the general two-Higgs-doublet models, by assuming  $\tan \beta = 4$  and  $M_H = 250$  GeV, we find numerically

$$\Delta_{0-}(K^* \gamma)^{\text{I}} = (+5.7_{-2.7}^{+4.3}) \times 10^{-2}, \quad (97)$$

$$\Delta_{0-}(K^* \gamma)^{\text{II}} = (+4.6_{-2.4}^{+3.7}) \times 10^{-2}, \quad (98)$$

$$\Delta_{0-}(K^* \gamma)^{\text{III-A}} = (+6.2_{-3.0}^{+4.7}) \times 10^{-2}, \quad (99)$$

$$\Delta_{0-}(K^* \gamma)^{\text{III-B}} = (-5.1_{-4.3}^{+2.6}) \times 10^{-2}, \quad (100)$$

where the errors induced by the uncertainties of  $\mu, F_{K^*}, \lambda_B$  and  $m_c$  have been added in quadrature, and the uncertainty of  $\mu$  dominates the total theoretical error.

Fig. 7 shows the  $\mu$  dependence of the isospin symmetry breaking  $\Delta_{0-}(K^*\gamma)$  in the general 2HDM's for  $\tan\beta = 4$  and  $M_H = 250$  GeV. Two almost coincided dot-dashed curves show the SM and model I prediction, the dash and dots curve show the model II and model III-A prediction respectively, and the solid curve refers to the model III-B prediction. The error bar shows the data  $\Delta_{0-}(K^*\gamma)^{\text{exp}} = (3.9 \pm 4.8)\%$ .

Fig. 8 shows the  $M_H$  dependence of the isospin symmetry breaking  $\Delta_{0-}(K^*\gamma)$  in the general 2HDM's for  $\tan\beta = 4$  and  $\mu = m_b$  GeV. Two coincided dot-dashed curves show the SM and model I predictions. The dashed, dots solid curve show the model II, III-A and III-B prediction, respectively. The error bar shows the data as in Fig.7.

From above two figures, one can see that only the model III-B is rather different from the SM and looks like deviating from the data. But the regions  $M_H < 200$  GeV and  $300 \lesssim M_H \lesssim 1500$  GeV have been excluded by the data of inclusive  $B \rightarrow X_s \gamma$  [13] and by the constraint as illustrated in Fig.6. The main reason for the great changes of the solid curve in Fig.8 is the strong cancellation between the negative  $C_{7,SM}(m_b)$  and its positive new physics counterpart as illustrated clearly in Fig.9, where the solid curve shows the summation of the SM and new physics contributions to the dominant Wilson coefficient  $C_7$ , i.e.,  $C_7(m_b) = C_{7,SM}(m_b) + \Delta C_{7,NP}(m_b)$ . When  $C_7(m_b)$  approaches zero, the summation of other ‘‘originally small’’ parts (such as the  $T_i^I$ ,  $T_i^{II}$  and  $a_{ann}^p$  contributions) becomes important and leads to an abnormally large isospin breaking. The short-dashed and dot-dashed curves in Fig.9 shows the absolute value of  $R_{\bar{K}^{*0}}$  and  $R_{K^{*-}}$ , respectively. The isospin breaking is proportional to the difference of their squares. At the close region of the crossing point of  $R_{\bar{K}^{*0}}$  and  $R_{K^{*-}}$ , the ratio  $\Delta_{0-}(K^*\gamma)$  can be large and changes the sign. But as mentioned previously, this region around  $M_H = 500$  GeV has been excluded by the data of branching ratios from both the inclusive and exclusive radiative B meson decays.

In the region of  $M_H \sim 250\text{GeV}$ , the model III-B is disfavored by the measured value of isospin breaking  $\Delta_{0-}(K^*\gamma)$  as can be seen from Figs. 7 and 8. But taking the sizable experimental and theoretical uncertainties into account, the theoretical prediction of the model III-B is still compatible with the data within  $2\sigma$  errors. In another word, the positive  $C_7(m_b)$  is disfavored but can not be excluded by the present data.

#### IV. $B \rightarrow \rho\gamma$

For the  $B \rightarrow \rho\gamma$  decay, we generally know that: (a) both  $a_7^u$  and  $a_7^c$  contribute effectively since  $\lambda_u^d$  and  $\lambda_c^d$  are comparable in magnitude; (b) the branching ratios are smaller than  $B \rightarrow K^*\gamma$  by roughly a factor of  $4 \times 10^{-2}$ ; (c) the CP asymmetry  $\mathcal{A}_{CP}(B \rightarrow \rho\gamma)$  is generally at 10% level, and may be observed in B factory experiments; (d) the new physics may provide significant contribution to the observables of  $B \rightarrow \rho\gamma$  decay; and (e) only the experimental upper limits on the branching ratios of  $B \rightarrow \rho\gamma$  are available now.

##### A. Branching ratios and CP asymmetries

From Eq.(38), the branching ratios of  $B \rightarrow \rho\gamma$  decays can be written as

$$\mathcal{B}(\bar{B} \rightarrow \rho\gamma) = \tau_B \frac{G_F^2 \alpha m_B^3 m_b^2}{32\pi^4} \left(1 - \frac{m_\rho^2}{m_B^2}\right)^3 |R_\rho|^2 c_\rho^2 |F_\rho|^2, \quad (101)$$

where the function  $R_\rho$  has been given in Eq.(31) for  $V = \rho$ .

By using the formulas as given in Eqs.(32) and (34) and the input parameters in Table III, we find the SM predictions for  $a_7^p(\rho\gamma)$  and  $a_{ann}(\rho\gamma)$  at the low energy scale  $\mu = m_b$ ,

$$\begin{aligned} a_7^u(\rho\gamma) &= \underbrace{-0.3212}_{C_{7,SM}^0(m_b)} + \underbrace{0.0113}_{\Delta C_{7,SM}^1} \underbrace{-0.1407 - 0.0683i}_{T^I\text{-contribution}} \underbrace{0.0343 - 0.0003i}_{T^{II}\text{-contribution}} \\ &= -0.4164 - 0.0686i, \end{aligned} \quad (102)$$

$$\begin{aligned} a_7^c(\rho\gamma) &= \underbrace{-0.3212}_{C_{7,SM}^0(m_b)} + \underbrace{0.0113}_{\Delta C_{7,SM}^1} \underbrace{-0.0802 - 0.0131i}_{T^I\text{-contribution}} \underbrace{-0.0166 - 0.0143i}_{T^{II}\text{-contribution}} \\ &= -0.4067 - 0.0274i, \end{aligned} \quad (103)$$

$$\begin{aligned} a_{ann}^u(\rho^0\gamma) &= -0.0032, \quad a_{ann}^c(\rho^0\gamma) = -0.0127, \\ a_{ann}^u(K^{*-}\gamma) &= 0.1883, \quad a_{ann}^c(K^{*-}\gamma) = 0.0032. \end{aligned} \quad (104)$$

Here the values of weak annihilation factors are slightly different from those for  $B \rightarrow K^*\gamma$  decay, and only the  $T^{II}$  contributions to  $a_7^p(\rho\gamma)$  are different from those to  $a_7^p(K^*\gamma)$  because of the small differences of the  $H_i$  functions between two decay modes as can be seen in Appendix A.

The corresponding NLO SM predictions for branching ratio  $\mathcal{B}(B \rightarrow \rho\gamma)$  are

$$\begin{aligned} \mathcal{B}(B \rightarrow \rho^0\gamma)^{SM} &= [0.91 \pm 0.29(\gamma)_{-0.22}^{+0.25}(F_\rho) \pm 0.17(\mu)_{-0.03}^{+0.10}(\lambda_B) \pm 0.10(m_c)] \times 10^{-6} \\ &= (0.91_{-0.40}^{+0.42}) \times 10^{-6}, \end{aligned} \quad (105)$$

$$\begin{aligned} \mathcal{B}(B \rightarrow \rho^-\gamma)^{SM} &= [2.03 \pm 0.34(\gamma)_{-0.47}^{+0.54}(F_\rho) \pm 0.31(\mu)_{-0.13}^{+0.46}(\lambda_B) \pm 0.12(m_c)] \times 10^{-6} \\ &= (2.03_{-0.67}^{+0.85}) \times 10^{-6}, \end{aligned} \quad (106)$$

where the individual errors have been added in quadrature. The uncertainties of the CKM angle  $\gamma$  ( here we take  $\gamma = (60 \pm 20)^\circ$  in the calculation) and the form factor  $F_\rho$  dominate the total error, and the remaining errors from other input parameters are negligibly small.

The central values and theoretical uncertainties of the branching ratios  $\mathcal{B}(B \rightarrow \rho\gamma)$  in the SM and the general 2HDM's are all listed in Table IV. The SM prediction is well consistent with the experimental upper limits within  $1\sigma$  error. The predictions of the model I , II and III-A are also compatible with the data within errors, as illustrated in Fig.10 and Fig.11 for  $B \rightarrow \rho^0\gamma$  and  $B \rightarrow \rho^-\gamma$ , respectively. For model III-B, however, the branching ratios can be changed significantly when the charged Higgs boson is light or heavy, as illustrated by the solid curves in Fig.10 and Fig.11. From the experimental upper bounds on  $\mathcal{B}(B \rightarrow \rho\gamma)$  as given in Table I, we find the lower limit on  $M_H$

$$M_H \geq 206\text{GeV} \quad (107)$$

when the  $2\sigma$  theoretical errors are also taken into account. This lower bound is compatible with those obtained from the measured  $\mathcal{B}(B \rightarrow K^*\gamma)$  as given in Eqs.(90) and (91) and from the inclusive  $B \rightarrow X_s\gamma$  decay [13].

The CP asymmetry of  $B \rightarrow \rho\gamma$  decays is defined in the same way as for  $B \rightarrow K^*\gamma$  decays in Eq.(64). Using the input parameters as listed in Table III, one finds the NLO

TABLE IV: The NLO theoretical predictions for branching ratios and CP asymmetries in the SM and the models I, II, III-A and III-B, assuming  $\tan\beta = 4$  and  $M_H = 250\text{GeV}$ . The errors induced by the uncertainties of six input parameters ( $\mu, R_b, \lambda_B, m_c, F_\rho$  and  $\gamma$ ) are taken into account. Individual errors are added in quadrature.

Decays	SM	model I	model II	model III-A	model III-B
$\mathcal{B}(\bar{B}^0 \rightarrow \rho^0 \gamma)(10^{-6})$	$0.91^{+0.42}_{-0.40}$	$0.90^{+0.41}_{-0.39}$	$1.30^{+0.59}_{-0.51}$	$0.76^{+0.35}_{-0.33}$	$1.07^{+0.50}_{-0.41}$
$\mathcal{B}(B^- \rightarrow \rho^- \gamma)(10^{-6})$	$2.0^{+0.8}_{-0.7}$	$2.0^{+0.8}_{-0.7}$	$2.9^{+1.2}_{-0.9}$	$1.7^{+0.7}_{-0.6}$	$2.4^{+1.4}_{-1.1}$
$\mathcal{A}_{CP}(\bar{B}^0 \rightarrow \rho^0 \gamma)(\%)$	$8.4^{+4.4}_{-3.2}$	$8.5^{+4.4}_{-3.5}$	$7.0^{+3.8}_{-3.0}$	$9.3^{+4.8}_{-3.9}$	$-7.2^{+3.6}_{-4.6}$
$\mathcal{A}_{CP}(B^- \rightarrow \rho^- \gamma)(\%)$	$10.4^{+6.0}_{-3.8}$	$10.5^{+6.0}_{-3.9}$	$8.7^{+5.1}_{-2.7}$	$11.4^{+6.5}_{-3.9}$	$-8.5^{+4.2}_{-5.0}$

SM predictions,

$$\begin{aligned} \mathcal{A}_{CP}(\rho^0 \gamma)^{SM} &= [8.4^{+3.8}_{-1.8}(\mu) \pm 1.9(R_b) \pm 0.8(\lambda_B)^{+0.9}_{-1.1}(m_c) \pm 0.4(F_\rho)^{+0.1}_{-1.2}(\gamma)] \times 10^{-2} \\ &= (8.4^{+4.4}_{-3.2}) \times 10^{-2}, \end{aligned} \quad (108)$$

$$\begin{aligned} \mathcal{A}_{CP}(\rho^\pm \gamma)^{SM} &= [10.4^{+5.4}_{-2.5}(\mu) \pm 2.4(R_b)^{+0.3}_{-0.0}(\lambda_B) \pm 0.8(m_c) \pm 0.1(F_\rho)^{-0.3}_{-1.4}(\gamma)] \times 10^{-2} \\ &= (10.4^{+6.0}_{-3.8}) \times 10^{-2}, \end{aligned} \quad (109)$$

where the errors have been added in quadrature. The CP asymmetry of  $B \rightarrow \rho \gamma$  is large in size and depends sensitively on the variations of the scale  $\mu$  and  $R_b$ . If we consider the whole range of  $0^\circ \leq \gamma \leq 180^\circ$  instead of  $\gamma = (60 \pm 20)^\circ$  preferred by the global fit result [30], the CP asymmetry  $\mathcal{A}_{CP}(B \rightarrow \rho \gamma)$  also shows a strong dependence on the angle  $\gamma$  as illustrated by Fig.12 for  $B^\pm \rightarrow \rho^\pm \gamma$  (solid curve) and  $B \rightarrow \rho^0 \gamma$  (dashed curve) decays.

The numerical values of CP asymmetries in the SM and the general 2HDM's are also listed in Table IV. The theoretical predictions of the SM and the model I, II and III-A are all compatible, around +10%. The CP asymmetry  $\mathcal{A}_{CP}(B \rightarrow \rho \gamma)$  in model III-B, however, is comparable in size with the SM prediction, but has an opposite sign, as shown in Fig.13, where the upper and lower three curves show the theoretical predictions for  $\mu = m_b/2$  (dashed curves),  $m_b$  (solid curves) and  $2m_b$  (dots curves) in the SM and the model III-B, respectively. For the  $B \rightarrow \rho^0 \gamma$  decay mode, we have the similar conclusion. This feature may be served as a good observable to distinguish the model III-B (or a positive  $C_7(m_b)$ ) with the SM (a negative  $C_7(m_b)$ ).

## B. Isospin and U-spin symmetries

According to currently available data, the  $SU(2)$  isospin symmetry of the strong interaction is a very good symmetry with a breaking no more than 5%. The U-spin symmetry, the  $SU(3)$  flavor symmetry of the strong interaction under exchanges of the down and strange quarks, however, may have a breaking around 20% (i.e.,  $\sim (F_K/F_\pi - 1)$ ) as frequently used in the study of  $B \rightarrow K\pi$  decays. For the exclusive  $B \rightarrow K^* \gamma$  decays, the isospin breaking derived from the measured branching ratios is indeed around 5% as given in Eq.(66). For  $B \rightarrow \rho \gamma$  decays, no measurements are available now.

As in Refs.[24, 25], we also define the isospin symmetry breaking of  $B \rightarrow \rho \gamma$  decays as

the form of

$$\Delta(\rho\gamma) = \frac{1}{2} \left[ \frac{\Gamma(B^+ \rightarrow \rho^+\gamma)}{2\Gamma(B^0 \rightarrow \rho^0\gamma)} + \frac{\Gamma(B^+ \rightarrow \rho^+\gamma)}{2\Gamma(B^0 \rightarrow \rho^0\gamma)} - 2 \right]. \quad (110)$$

Using the central values of input parameters as listed in Table III and assuming  $\tan\beta = 4$ ,  $M_H = 250$  GeV, we find numerically that

$$\Delta(\rho\gamma) = \begin{cases} (0.9^{+23.3}_{-13.5}) \times 10^{-2} & \text{in SM,} \\ (0.9^{+23.3}_{-13.6}) \times 10^{-2} & \text{in model I,} \\ (0.4^{+18.3}_{-11.1}) \times 10^{-2} & \text{in model II,} \\ (1.3^{+25.9}_{-14.9}) \times 10^{-2} & \text{in model III - A,} \\ (4.9^{+12.0}_{-14.6}) \times 10^{-2} & \text{in model III - B,} \end{cases} \quad (111)$$

where the errors from uncertainties of input parameters have been added in quadrature. The largest theoretical uncertainty comes from the CKM angle  $\gamma$ .

In Fig.14, we show the angle  $\gamma$  dependence of the isospin breaking  $\Delta(\rho\gamma)$  in the SM and the considered 2HDM's for  $\tan\beta = 4$ ,  $M_H = 250$  GeV and  $0^\circ \leq \gamma \leq 180^\circ$ . It is easy to see from Fig.14 that (a) except for the model III-B, the isospin breaking in the SM and other 2HDM's have the similar  $\gamma$  dependence; (b) all theoretical predictions become almost identical and very small in magnitude for  $\gamma \sim 55^\circ$  (the value preferred by the global fit results), and the smallness of  $\Delta(\rho\gamma)$  is also consistent with the general expectation and other measurements; (c) the theoretical predictions in the SM and model III-B have a very different  $\gamma$  dependence, and have the opposite sign for small or large values of the CKM angle  $\gamma$ .

The U-spin symmetry is another interesting observable for  $B \rightarrow (K^*, \rho)\gamma$  decays, and has been studied in Ref.[24, 25, 44]. In the limit of U-spin symmetry, the quantity

$$\Delta U(K^*, \rho) \equiv \Delta\mathcal{B}(B \rightarrow K^*\gamma) + \Delta\mathcal{B}(B \rightarrow \rho\gamma) \equiv 0 \quad (112)$$

with

$$\Delta\mathcal{B}(B \rightarrow K^*\gamma) = \mathcal{B}(B^+ \rightarrow K^{*+}\gamma) - \mathcal{B}(B^- \rightarrow K^{*-}\gamma), \quad (113)$$

$$\Delta\mathcal{B}(B \rightarrow \rho\gamma) = \mathcal{B}(B^+ \rightarrow \rho^+\gamma) - \mathcal{B}(B^- \rightarrow \rho^-\gamma), \quad (114)$$

should be satisfied. Using the central values of input parameters, we find the SM prediction of  $\Delta U(K^*, \rho)$

$$\Delta\mathcal{B}(B \rightarrow K^*\gamma) = -3.7 \times 10^{-7}, \quad (115)$$

$$\Delta\mathcal{B}(B \rightarrow \rho\gamma) = +4.4 \times 10^{-7}, \quad (116)$$

where we have chosen  $\gamma = 90^\circ$  which maximizes the effects. The two parts have opposite sign and cancels to a large extent, leaving a U-spin breaking remainder

$$\Delta U(K^*, \rho) = 0.7 \times 10^{-7}. \quad (117)$$

in the SM. In the general 2HDM's, we find the numerical results

$$\Delta U(K^*, \rho) = \begin{cases} 0.7 \times 10^{-7} & \text{in model I,} \\ 0.9 \times 10^{-7} & \text{in model II,} \\ 0.6 \times 10^{-7} & \text{in model III - A,} \\ -1.5 \times 10^{-7} & \text{in model III - B,} \end{cases} \quad (118)$$

for  $\tan\beta = 4$ ,  $M_H = 250$  GeV and  $\gamma = 90^\circ$ . The new physics contributions in the conventional model I, II and the model III-A have little effect on the size of U-spin symmetry breaking. In model III-B, although  $\Delta U(K^*, \rho)$  becomes negative, but it is still small in magnitude.

## V. CONCLUSIONS

By employing the QCD factorization approach for the exclusive  $B \rightarrow V\gamma$  decays as proposed by Bosch and Fleischer [24, 25], we calculated the NLO new physics contributions to the branching ratios, CP asymmetries, isospin symmetry breaking and U-spin symmetry breaking of the exclusive radiative decays  $B \rightarrow K^*\gamma$  and  $B \rightarrow \rho\gamma$ , induced by the charged Higgs penguin diagrams appeared in the general two-Higgs-doublet models including the conventional model I and II, as well as two-typical cases of model III. The NLO new physics contributions are included through their corrections to the NLO Wilson coefficients  $C_7(M_W)$  and  $C_8(M_W)$  at the matching scale  $M_W$ .

In section II, we gave a brief review about the effective Hamiltonian and the calculation of the exclusive  $B \rightarrow V\gamma$  ( $V = K^*, \rho$ ) decays at next-to-leading order in QCD factorization, presented the relevant formulas for the calculation of Wilson coefficients and physical observables in the SM and the general two-Higgs-doublet models.

In section III and IV, we calculated the NLO new physics contributions to the branching ratios and other observables of  $B \rightarrow K^*\gamma$  and  $B \rightarrow \rho\gamma$  decays in the general 2HDM's, compared the theoretical predictions with those currently available experimental measurements, and found the following points:

- The new physics corrections to the physical observables under consideration in this paper are generally small in the model I and model III-A, moderate in model II, but large in model III-B. And therefore the theoretical predictions in the SM, model I and III-A are always in good agreement with the corresponding data.
- For model II, a lower bound on the mass  $M_H$  can be obtained from the measured branching ratios of  $B \rightarrow K^*\gamma$  decays:

$$M_H \gtrsim 200 \text{ or } 300\text{GeV}, \quad (119)$$

if one uses  $F_{K^*} = 0.25 \pm 0.06$  or  $F_{K^*} = 0.38 \pm 0.06$  in the calculation, as illustrated by Fig.2 and Fig.4. From Fig.3, a lower limit of  $\tan\beta > 0.5$  can also be obtained from the data.

- In the model III-B, the new physics contributions to  $C_{7,8}(M_W)$  are larger than its SM counterparts in size and change the sign of the dominant Wilson coefficient  $C_7(m_b)$  from negative to positive, as given in Eqs.(86) and (87).
- In the model III-B, the ranges of

$$226 \leq M_H \leq 293\text{GeV}, \text{ and } M_H \geq 1670\text{GeV}, \quad (120)$$

are still allowed by the measured  $\mathcal{B}(B \rightarrow K^*\gamma)$  as given in Eq.(2). From the experimental upper bounds on  $\mathcal{B}(B \rightarrow \rho\gamma)$ , we find the lower limit on  $M_H$

$$M_H \geq 206\text{GeV} \quad (121)$$



when the  $2\sigma$  theoretical errors are also taken into account. Above limits on  $M_H$  are comparable with those obtained from the inclusive  $B \rightarrow X_s \gamma$  decay [13].

- The model III-B prediction for the isospin symmetry breaking of  $B \rightarrow K^* \gamma$  decay is  $\Delta_{0-}(K^* \gamma) = (-5.6^{+4.4}_{-2.8})\%$ , which is small in size but has an opposite sign with the measured value, as illustrated in Figs. 7 and 8. A positive  $C_7(m_b)$  is therefore disfavored by the measured value of  $\Delta_{0-}^{exp}(K^* \gamma) = (3.9 \pm 4.8)\%$ , but still can not be excluded if we take the large theoretical and experimental errors into account.
- The theoretical predictions for CP asymmetry  $\mathcal{A}_{CP}(B \rightarrow K^* \gamma)$  is always less than one percent in magnitude in the SM and all three types of the general 2HDM's considered here. For  $B \rightarrow \rho \gamma$  decay, however, its CP asymmetry can be as large as about 10% in size in the SM and all three types of 2HDM's and have a strong dependence on the variations of the scale  $\mu = \mathcal{O}(m_b)$  and the CKM angle  $\gamma$ , as shown in Figs. 12 and 13. It is interesting to see from Fig.13 that the CP asymmetry in model III-B has an opposite sign with the one in the SM. This feature may be used as a good observable to distinguish the model III-B (or a positive  $C_7(m_b)$ ) with the SM (a negative  $C_7(m_b)$ ).
- For  $B \rightarrow \rho \gamma$  decay, the isospin symmetry breaking is less than 10% in the region of  $\gamma = [40 \sim 70]^\circ$  as preferred by the global fit result [30], but can be as large as 20 to 40% in the regions of  $\gamma \leq 10^\circ$  and  $\gamma \geq 120^\circ$ , as can be seen clearly in Fig. 14. The SM and model III-B predictions for isospin breaking have an opposite sign for small or large values of the CKM angle  $\gamma$ .
- The U-spin symmetry breaking  $\Delta U(K^*, \rho)$  in the SM and all 2HDM's considered here is generally small in size:  $\sim 10^{-7}$ .

## Acknowledgments

Z.J.Xiao is very grateful to the high energy section of ICTP, Italy, where part of this work was done, for warm hospitality and financial support. This work was supported by the National Natural Science Foundation of China under Grant No. 10075013 and 10275035, and by the Research Foundation of Nanjing Normal University under Grant No. 214080A916.

## APPENDIX A: $G_i$ AND $H_i^V$ FUNCTIONS

In this Appendix, the explicit expressions or numerical values of all  $G_i$  and  $H_i^V$  functions appeared in Eq.(30) will be listed. For more details of these functions, one can see Ref.[25] and references therein.

$$G_1(z) = \frac{52}{81} \ln \frac{\mu}{m_b} + \frac{833}{972} - \frac{1}{4}[a(z) + b(z)] + \frac{10i\pi}{81}, \quad (\text{A1})$$

$$G_2(z) = -\frac{104}{27} \ln \frac{\mu}{m_b} - \frac{833}{162} + \frac{3}{2}[a(z) + b(z)] - \frac{20i\pi}{27}, \quad (\text{A2})$$

$$G_3 = \frac{44}{27} \ln \frac{\mu}{m_b} + \frac{598}{81} + \frac{2\pi}{\sqrt{3}} + \frac{8}{3}X_b - \frac{3}{4}a(1) + \frac{3}{2}b(1) + \frac{14i\pi}{27}, \quad (\text{A3})$$

$$G_4(z_c) = \frac{38}{81} \ln \frac{\mu}{m_b} + \frac{761}{972} - \frac{\pi}{3\sqrt{3}} - \frac{4}{9}X_b + \frac{1}{8}a(1) + \frac{5}{4}b(z_c) - \frac{37i\pi}{81} \quad (\text{A4})$$

$$G_5 = \frac{1568}{27} \ln \frac{\mu}{m_b} + \frac{14170}{81} + \frac{8\pi}{\sqrt{3}} + \frac{32}{3}X_b - 12a(1) + 24b(1) + \frac{224i\pi}{27}, \quad (\text{A5})$$

$$G_6(z_c) = -\frac{1156}{81} \ln \frac{\mu}{m_b} + \frac{2855}{486} - \frac{4\pi}{3\sqrt{3}} - \frac{16}{9}X_b - \frac{5}{2}a(1) + 11b(1) + 9a(z_c) + 15b(z_c) - \frac{574i\pi}{81}, \quad (\text{A6})$$

$$G_8 = \frac{8}{3} \ln \frac{\mu}{m_b} + \frac{11}{3} - \frac{2\pi^2}{9} + \frac{2i\pi}{3}, \quad (\text{A7})$$

$$(\text{A8})$$

where

$$X_b = \int_0^1 dx \int_0^1 dy \int_0^1 dv xy \ln[v + x(1-x)(1-v)(1-v+vy)] \approx -0.1684, \quad (\text{A9})$$

$$a(1) \simeq 4.0859 + \frac{4i\pi}{9}, \quad (\text{A10})$$

$$b(1) = \frac{320}{81} - \frac{4\pi}{3\sqrt{3}} + \frac{632\pi^2}{1215} - \frac{8}{45} \left[ \frac{d^2 \ln \Gamma(x)}{dx^2} \right]_{x=\frac{1}{6}} + \frac{4i\pi}{81} \simeq 0.0316 + \frac{4i\pi}{81}, \quad (\text{A11})$$

$$a(z_u) = (-1.93 + 4.96i) \times 10^{-5}, \quad (\text{A12})$$

$$a(z_c) = 1.525 + 1.242i, \quad (\text{A13})$$

$$b(z_u) = (1.11 + 0.28i) \times 10^{-5}, \quad (\text{A14})$$

$$b(z_c) = -0.0195 + 0.1318i, \quad (\text{A15})$$

where  $z_q = m_q^2/m_b^2$  and the masses  $m_q$  ( $q = u, c, b$ ) as listed in Table III have been used to obtain the numerical results. The explicit analytical expressions for  $a(z)$  and  $b(z)$  can be found in Ref.[25].

For the  $H_i^V$  functions, we have

$$H_1^V(z_p) = -\frac{2\pi^2}{9} \frac{f_B f_V^\perp \lambda_B}{F_V m_B} \int_0^1 dv h(\bar{v}, z_p) \Phi_V^\perp(v), \quad (\text{A16})$$

$$H_2^V = 0 \quad (\text{A17})$$

$$H_3^V = -\frac{1}{2} [H_1^V(1) + H_1^V(0)], \quad (\text{A18})$$

$$H_4^V(z_c) = H_1^V(z_c) - \frac{1}{2} H_1^V(1), \quad (\text{A19})$$

$$H_5^V = 2H_1^V(1), \quad (\text{A20})$$

$$H_6^V(z_c) = -H_1^V(z_c) + \frac{1}{2} H_1^V(1) = -H_4^V(z_c), \quad (\text{A21})$$

$$H_8^V = -\frac{4\pi^2}{3} \frac{f_B f_V^\perp \lambda_B}{F_V m_B} (1 - \alpha_1^V + \alpha_2^V + \dots), \quad (\text{A22})$$

where the hard-scattering function  $h(u, z)$  is given by

$$h(u, z) = \frac{4z}{u^2} \left\{ Li_2 \left[ \frac{2}{1 - \sqrt{\frac{u-4z+i\varepsilon}{u}}} \right] + Li_2 \left[ \frac{2}{1 + \sqrt{\frac{u-4z+i\varepsilon}{u}}} \right] \right\} - \frac{2}{u}, \quad (\text{A23})$$

where  $Li_2[x]$  is the dilogarithmic function, and the function  $h(u, z)$  is real for  $u \leq 4z$  and develops an imaginary part for  $u > 4z$ . The light-cone wave function  $\Phi_V^\perp(v)$  takes the form of

$$\Phi_V^\perp(v) = 6v(1-v) \left[ 1 + \alpha_1^V(\mu) C_1^{3/2}(2v-1) + \alpha_2^V(\mu) C_2^{3/2}(2v-1) + \dots \right] \quad (\text{A24})$$

where  $C_1^{3/2}(x) = 3x$ ,  $C_2^{3/2}(x) = \frac{3}{2}(5x^2 - 1)$ .

## APPENDIX B: NLO COEFFICIENTS AT $\mu = M_W$ IN GENERAL 2HDM'S

For the completeness, we list here the expressions of the NLO functions  $W_{i,j}$ ,  $M_{i,j}$  and  $T_{i,j}$  ( $i = 7, 8$  and  $j = YY, XY$ ) at the matching scale  $\mu_W = M_W$  in the general two-Higgs-doublet models. For more details see Ref.[36].

The NLO functions proportional to the term  $|Y|^2$  are

$$\begin{aligned} W_{7,YY}(y) = & \frac{2y}{9} \left[ \frac{8y^3 - 37y^2 + 18y}{(y-1)^4} Li_2 \left( 1 - \frac{1}{y} \right) + \frac{3y^3 + 23y^2 - 14y}{(y-1)^5} \ln^2 y \right. \\ & + \frac{21y^4 - 192y^3 - 174y^2 + 251y - 50}{9(y-1)^5} \ln y \\ & \left. + \frac{-1202y^3 + 7569y^2 - 5436y + 797}{108(y-1)^4} \right] - \frac{4}{9} E_H, \end{aligned} \quad (\text{B1})$$

$$\begin{aligned}
W_{8,YY}(y) = & \frac{y}{6} \left[ \frac{13y^3 - 17y^2 + 30y}{(y-1)^4} \text{Li}_2 \left( 1 - \frac{1}{y} \right) - \frac{17y^2 + 31y}{(y-1)^5} \ln^2 y \right. \\
& + \frac{42y^4 + 318y^3 + 1353y^2 + 817y - 226}{36(y-1)^5} \ln y \\
& \left. + \frac{-4451y^3 + 7650y^2 - 18153y + 1130}{216(y-1)^4} \right] - \frac{1}{6} E_H, \tag{B2}
\end{aligned}$$

$$M_{7,YY}(y) = \frac{y}{27} \left[ \frac{-14y^4 + 149y^3 - 153y^2 - 13y + 31 - (18y^3 + 138y^2 - 84y) \ln y}{(y-1)^5} \right] \tag{B3}$$

$$M_{8,YY}(y) = \frac{y}{36} \left[ \frac{-7y^4 + 25y^3 - 279y^2 + 223y + 38 + (102y^2 + 186y) \ln y}{(y-1)^5} \right], \tag{B4}$$

$$T_{7,YY}(y) = \frac{y}{9} \left[ \frac{47y^3 - 63y^2 + 9y + 7 - (18y^3 + 30y^2 - 24y) \ln y}{(y-1)^5} \right], \tag{B5}$$

$$T_{8,YY}(y) = \frac{2y}{3} \left[ \frac{-y^3 - 9y^2 + 9y + 1 + (6y^2 + 6y) \ln y}{(y-1)^5} \right], \tag{B6}$$

with

$$E_H(y) = \frac{y}{36} \left[ \frac{7y^3 - 36y^2 + 45y - 16 + (18y - 12) \ln y}{(y-1)^4} \right]. \tag{B7}$$

The NLO functions proportional to the term  $(XY^*)$  are

$$\begin{aligned}
W_{7,XY}(y) = & \frac{4y}{3} \left[ \frac{8y^2 - 28y + 12}{3(y-1)^3} \text{Li}_2 \left( 1 - \frac{1}{y} \right) + \frac{3y^2 + 14y - 8}{3(y-1)^4} \ln^2 y \right. \\
& + \frac{4y^3 - 24y^2 + 2y + 6}{3(y-1)^4} \ln y + \frac{-2y^2 + 13y - 7}{(y-1)^3} \left. \right], \tag{B8}
\end{aligned}$$

$$\begin{aligned}
W_{8,XY}(y) = & \frac{y}{3} \left[ \frac{17y^2 - 25y + 36}{2(y-1)^3} \text{Li}_2 \left( 1 - \frac{1}{y} \right) - \frac{17y + 19}{(y-1)^4} \ln^2 y \right. \\
& + \frac{14y^3 - 12y^2 + 187y + 3}{4(y-1)^4} \ln y - \frac{3(29y^2 - 44y + 143)}{8(y-1)^3} \left. \right], \tag{B9}
\end{aligned}$$

$$M_{7,XY}(y) = \frac{2y}{9} \left[ \frac{-8y^3 + 55y^2 - 68y + 21 - (6y^2 + 28y - 16) \ln y}{(y-1)^4} \right], \tag{B10}$$

$$M_{8,XY}(y) = \frac{y}{6} \left[ \frac{-7y^3 + 23y^2 - 97y + 81 + (34y + 38) \ln y}{(y-1)^4} \right], \tag{B11}$$

$$T_{7,XY}(y) = \frac{2y}{3} \left[ \frac{13y^2 - 20y + 7 - (6y^2 + 4y - 4) \ln y}{(y-1)^4} \right], \tag{B12}$$

$$T_{8,XY} = 2y \left[ \frac{-y^2 - 4y + 5 + (4y + 2) \ln y}{(y-1)^4} \right], \tag{B13}$$

where  $y = m_t^2/M_H^2$ .

- 
- [1] G. Buchalla, A.J. Buras, and M.E. Lautenbacher, Rev. Mod. Phys. **68**, 1125 (1996).
  - [2] For recent reviews of rare B decays, see T.Hurth, hep-ph/0212304; M. Battaglia *et al.*, hep-ph/0304132.
  - [3] S.W. Bosch and G. Buchalla, in *Proceedings of the Second Workshop on the CKM Unitarity Triangle, IPPP Durham, April 2003*, edited by P. Pall, J. Flynn, P. Kluit, and A. Stocchi, eConf C0304052:WG203 (2003).
  - [4] C. Jessop, *A world average for  $B \rightarrow X_s \gamma$* , SLAC-PUB-9610.
  - [5] K.G. Chetyrkin, M. Misiak, M. Munz, Phys. Lett. B **400**, 206(1997), **425**, 414(E) (1998).
  - [6] A.L. Kagan and M. Neubert, Eur. Phys. J. C **7**, 5 (1999).
  - [7] A.J. Buras, A. Czarnecki, M. Misiak, and J. Urban, Nucl. Phys. B **611**, 488 (2001), **631**, 219 (2002), and reference therein.
  - [8] P. Gambino and M. Misiak, Nucl. Phys. B **611**, 338 (2001).
  - [9] For recent developments see C. Greub, talk presented at the EPS-2003, 17 - 23 July 2003, Aachen, Germany.
  - [10] M. Carena, D. Garcia, U. Nierste and C. E. Wagner, Phys. Lett. B **499**, 141 (2001); G. Degrandi, P. Gambino and G. F. Giudice, JHEP **0012**, 009 (2000); G. D'Ambrosio, G. F. Giudice, G. Isidori and A. Strumia, Nucl. Phys. B **645**, 255 (2002).
  - [11] F. Borzumati, C. Greub, T. Hurth and D. Wyler, Phys. Rev. D **62**, 075005 (2000); T. Be-smer, C. Greub and T. Hurth, Nucl. Phys. B **609**, 359 (2001).
  - [12] S. Glashow and S. Weinberg, Phys. Rev. D **15**, 1958 (1977); J.F. Gunion, H.E. Haber, G. Kane, and S. Dawson, *The Higgs Hunter's Guide*, Addison Wesley, Redwood-City (1990), and references therein.
  - [13] Z.J. Xiao and L.B. Guo, hep-ph/0309103 and references therein.
  - [14] CLEO Collaboration, R. Ammer *et al.*, Phys. Rev. Lett. **71**, 674 (1993); T. Coan *et al.*, Phys. Rev. Lett. , **84**, 5283 (2000).
  - [15] B. Aubert *et al.*, BaBar Collaboration, Phys. Rev. Lett. **88**, 101805 (2002); hep-ex/0306038;
  - [16] K. Abe *et al.*, Belle Collab., *Measurement of the  $B \rightarrow K^* \gamma$  BF and Asy.*, Belle-Conf-0319, EPS-ID 537.
  - [17] For recent developments, see M. Nakao ( for Belle, BaBar, CLEO,VDF and D0 Collaborations ), Radiative and electroweak rare B decays, talk presented at LP 2003, Aug.12, 2003.
  - [18] N.G. Deshpande, P. Lo, and J. Trampetic, Phys. Rev. Lett. **59**, 183 (1987).
  - [19] C. Greub, H. Simma and D. Wyler, Nucl. Phys. B **434**, 39 (1995) [Erratum-ibid. B **444**, 447 (1995)].
  - [20] H.H. Asatryan, H.M. Asatrian, and D. Wyler, Phys. Lett. B **470**, 223 (1999).
  - [21] M. Beneke, G. Buchalla, M. Neubert, and C.T. Sachrajda, Phys. Rev. Lett. **83**, 1914 (1999).
  - [22] M. Beneke and T. Feldmann, Nucl. Phys. B **592**, 3 (2001); M. Beneke, T. Feldmann and D. Seidel, Nucl. Phys. B **612**, 25 (2001).
  - [23] A. Ali and A.Y. Parkhomenko, Eur. Phys. J. C **23**, 89 (2002)
  - [24] S.W. Bosch and G. Buchalla, Nucl. Phys. B **621**, 459 (2002).
  - [25] S.W. Bosch, *Exclusive Radiative Decays of B Mesons in QCD Factorization*, PH.D thesis, hep-ph/0208203.
  - [26] A.L. Kagan and M. Neubert, Phys. Lett. B **539**, 227 (2002).

- [27] A. Ali, T. Handoko, and D. London, Phys. Rev. D **63**, 014014 (2001); A. Ali and E. Lunghi, Eur. Phys. J. C **26**, 195 (2002).
- [28] M. Kabayashi, T. Maskawa, Prog. Theor. Phys. **49**, 652 (1973).
- [29] A.J. Buras, M. Misiak, M. Münz, and S. Pokorski, Nucl. Phys. B **424**, 374 (1994).
- [30] Particle Data Group, K. Hagiwara *et al.*, Phys. Rev. D **66**, 010001 (2002) and 2003 partial update for edition 2004 (URL: <http://pdg.lbl.gov>).
- [31] P. Ball and V.M. Braun, Phys. Rev. D **58**, 094016 (1998).
- [32] D. Becirevic, talk given at the Ringberg Phenomenology Workshop on Heavy Flavors, Ringberg Castle, Tegernsee, Germany, May 2003.
- [33] D. Atwood, L. Reina and A. Soni, Phys. Rev. D **55**, 3156 (1997).
- [34] T.P. Cheng and M. Sher, Phys. Rev. D **35**, 3484 (1987); M. Sher and Y. Yuan, Phys. Rev. D **44**, 1461 (1991); W.S. Hou, Phys. Lett. B **296**, 179 (1992); A. Antaramian, L.J. Hall, and A. Rasin, Phys. Rev. Lett. **69**, 1871 (1992); L.J. Hall and S. Winberg, Phys. Rev. D **48**, R979 (1993); D. Chang, W.S. Hou, and W.Y. Keung, Phys. Rev. D **48**, 217 (1993); Y.L. Wu and L. Wolfenstein, Phys. Rev. Lett. **73**, 1762 (1994); D. Atwood, L. Reina and A. Soni, Phys. Rev. Lett. **75**, 3800 (1995).
- [35] W.S. Hou and R.S. Willey, Phys. Lett. B **202**, 59 (1988); S. Bertolini *et al.*, Nucl. Phys. B **353**, 591 (1991); C.D. Lü, Nucl. Phys. B **441**, 33 (1994).
- [36] F.M. Borzumati and C. Greub, Phys. Rev. D **58**, 074004 (1998); **59**, 057501 (1999) (Addendum).
- [37] M. Ciuchini, G. Degrossi, P. Gambino, and G.F. Giudice, Nucl. Phys. B **527**, 21 (1998).
- [38] P. Ciafaloni, A. Romanino, and A. Strumia, Nucl. Phys. B **524**, 361 (1998).
- [39] T.M. Aliev and E.O. Iltan, J. Phys. G **25**, 989 (1999).
- [40] D.B. Chao, K. heung, and W.Y. Keung, Phys. Rev. D **59**, 115006 (1999).
- [41] K. Kirs, A. Soni, and G.H. Wu, Phys. Rev. D **59**, 096001 (1999); *ibid*, **62**, 116004 (2000); G.H. Wu and A. Soni, *ibid*, **62**, 056005 (2000);
- [42] Z.J. Xiao, C.S. Li, and K.T. Chao, Phys. Rev. D **63**, 074005 (2001); J.J. Cao, Z.J. Xiao, and G.R. Lu, Phys. Rev. D **64**, 014012 (2001); D. Zhang, Z.J. Xiao, and C.S. Li, Phys. Rev. D **64**, 014014 (2001); Z.J. Xiao, K.T. Chao, and C.S. Li, Phys. Rev. D **65**, 114021 (2002).
- [43] P. Gambino, J. Phys. G **27**, 1199 (2001).
- [44] M. Gronau and J.L. Rosner, Phys. Lett. B **500**, 247 (2001); M. Gronau, Phys. Lett. B **492**, 297 (2000); T. Hurth and T. Mannel, Phys. Lett. B **511**, 196 (2001); R. Fleischer, Phys. Lett. B **459**, 306 (1999).

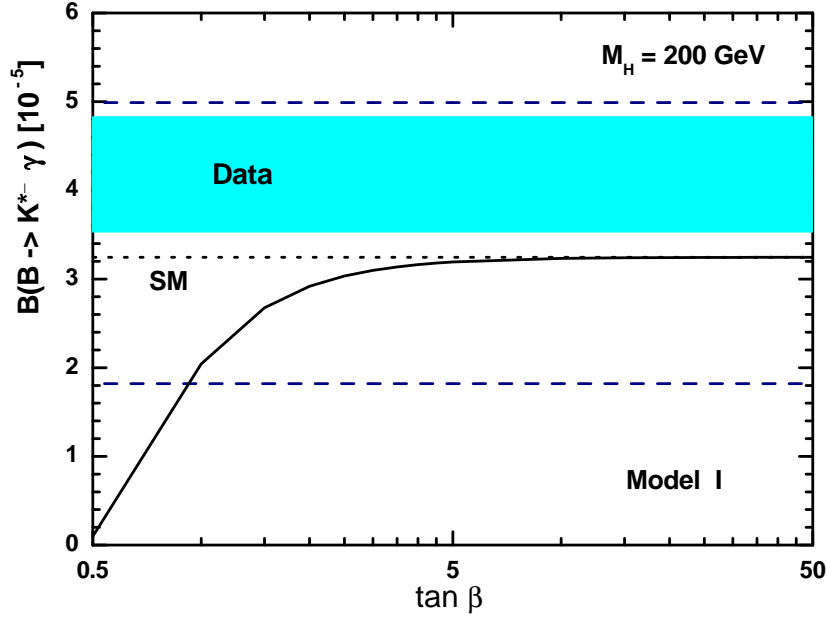


FIG. 1: Plot of the branching ratio  $\mathcal{B}(B \rightarrow K^{*-}\gamma)$  vs  $\tan \beta$  in model I for  $M_H = 200$  GeV. The dots and solid line shows the central value of the SM and model I prediction, respectively. The region between two dashed lines shows the SM prediction:  $\mathcal{B}(B \rightarrow K^{*-}\gamma) = (3.25^{+1.74}_{-1.43}) \times 10^{-5}$ . The shaded band shows the data within  $2\sigma$  errors:  $\mathcal{B}(B \rightarrow K^{*-}\gamma)^{exp} = (4.18 \pm 0.64) \times 10^{-5}$ .

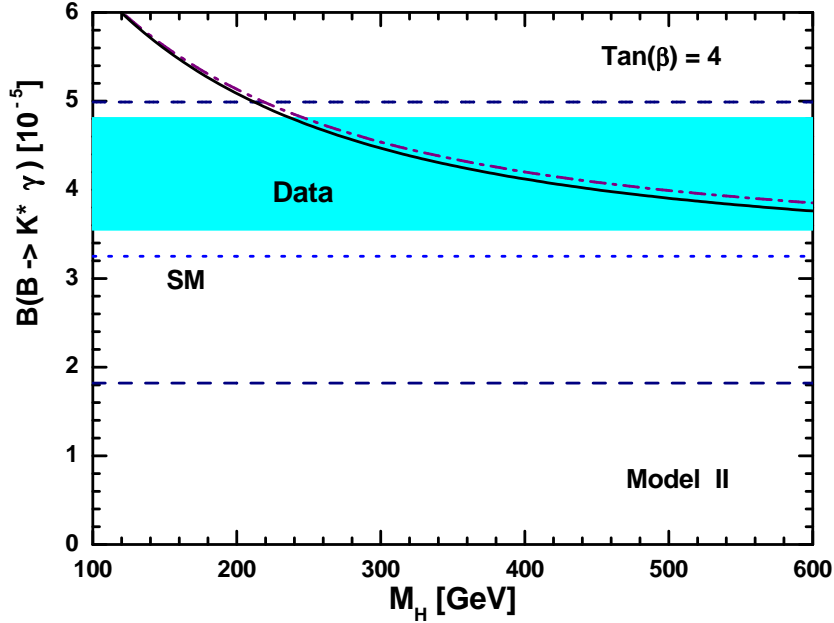


FIG. 2: The  $M_H$  dependence of the branching ratio  $\mathcal{B}(B \rightarrow K^*\gamma)$  in model II for  $\tan \beta = 4$ . The dot-dashed and solid curve shows the central value of the NLO model II prediction for  $\mathcal{B}(B \rightarrow K^{*0}\gamma)$  and  $\mathcal{B}(B \rightarrow K^{*-}\gamma)$ , respectively. The region between two dashed lines shows the SM prediction:  $\mathcal{B}(B \rightarrow K^{*-}\gamma) = (3.25^{+1.74}_{-1.43}) \times 10^{-5}$ . The shaded band shows the same data as in Fig.1.

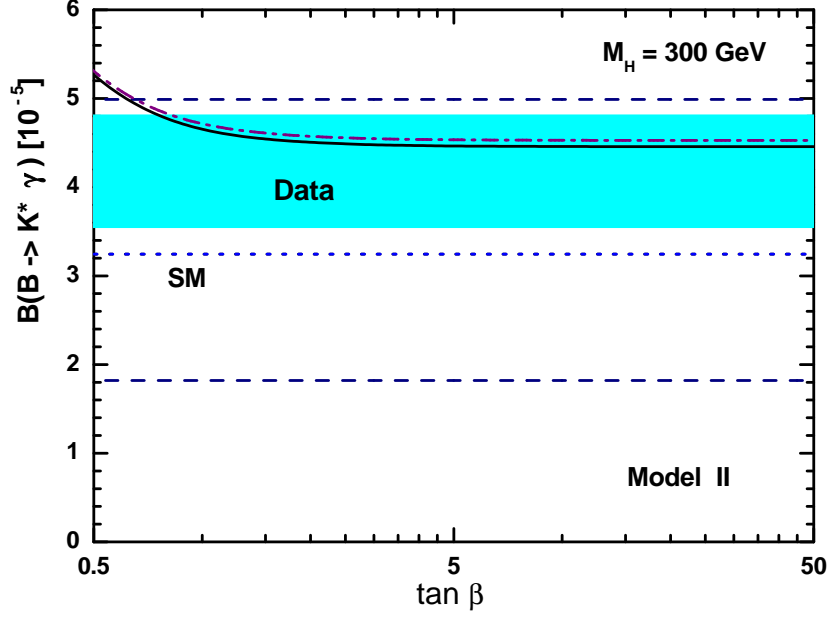


FIG. 3: The  $\tan \beta$  dependence of the branching ratio  $\mathcal{B}(B \rightarrow K^* \gamma)$  in model II for  $M_H = 300$  GeV. The curves and bands have the same meaning as in Fig.2.

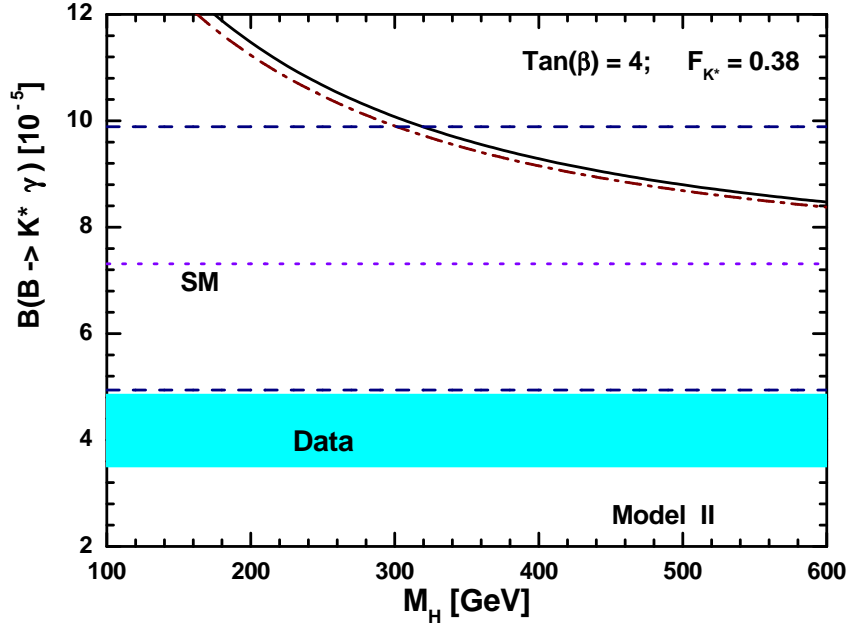


FIG. 4: The same as Fig.2, but for  $F_{K^*} = 0.38 \pm 0.06$  instead of  $F_{K^*} = 0.25 \pm 0.06$ .



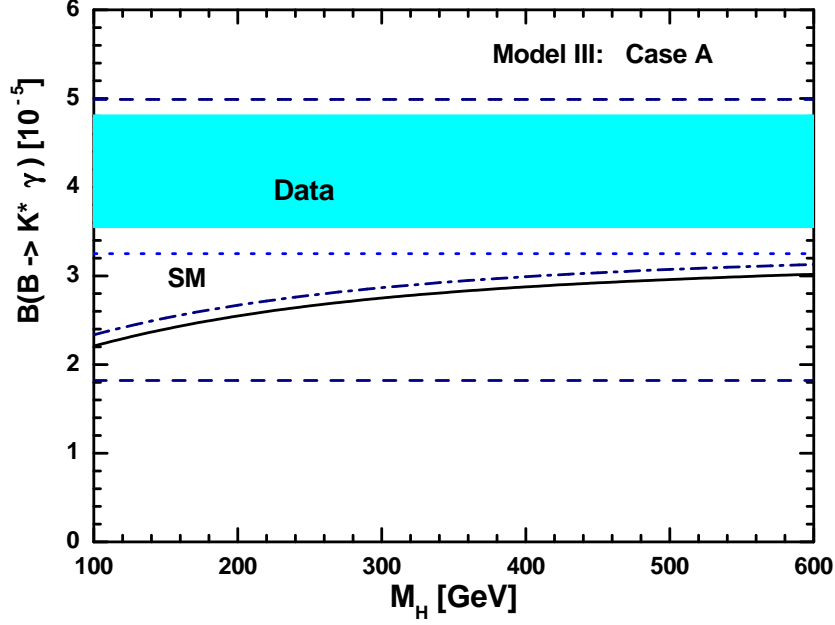


FIG. 5: The  $M_H$  dependence of the branching ratio  $\mathcal{B}(B \rightarrow K^* \gamma)$  in model III-A. The dot-dashed and solid curve shows the central value of the NLO model III-A prediction for  $\mathcal{B}(B \rightarrow \bar{K}^{*0} \gamma)$  and  $\mathcal{B}(B \rightarrow K^{*-} \gamma)$ , respectively. The region between two dashed lines shows the SM prediction:  $\mathcal{B}(B \rightarrow K^{*-} \gamma) = (3.25^{+1.74}_{-1.43}) \times 10^{-5}$ . The shaded band shows the measured  $\mathcal{B}(B \rightarrow K^{*-} \gamma)$  within  $2\sigma$  errors.

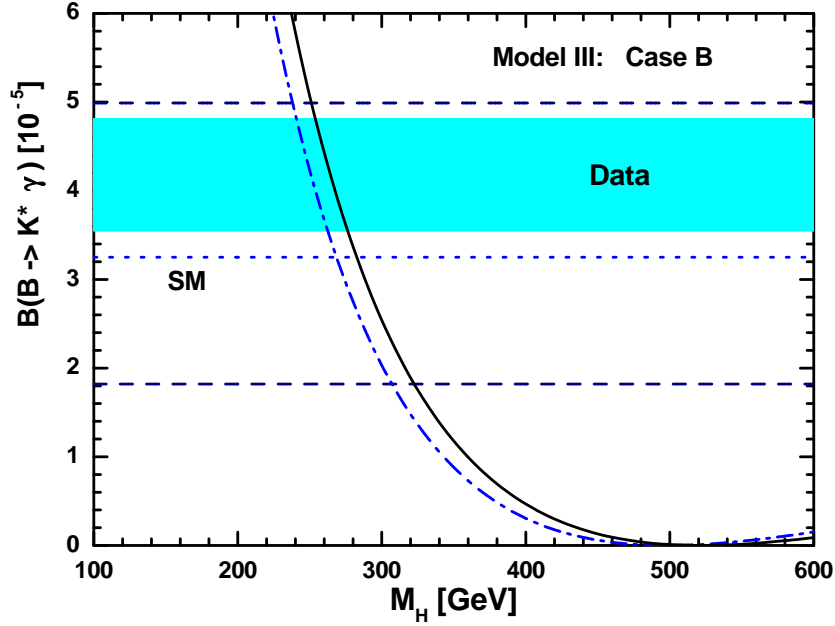


FIG. 6: The same as Fig.5, but for model III-B, i.e.  $(\lambda_{tt}, \lambda_{bb}) = (0.5, 22)$ .

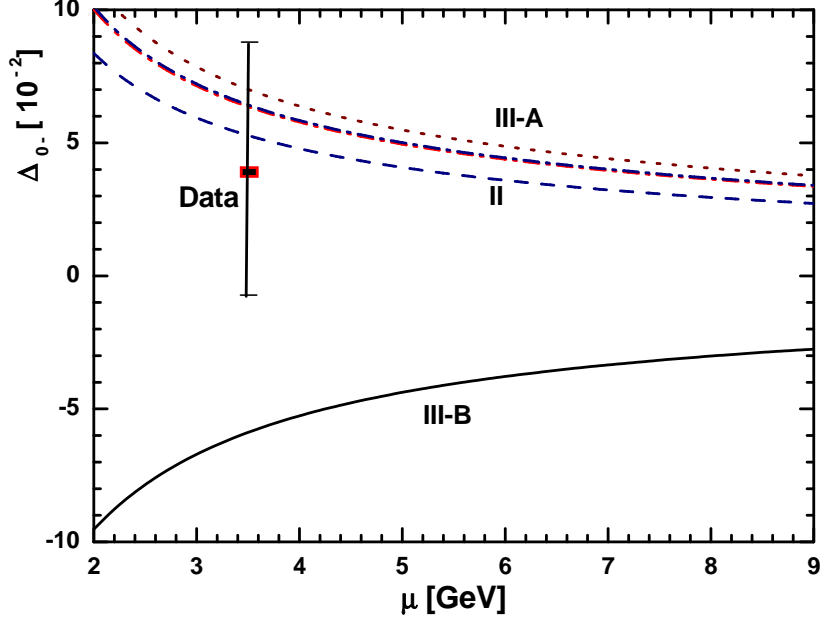


FIG. 7: The  $\mu$  dependence of the isospin symmetry breaking  $\Delta_{0-}(K^*\gamma)$  in the SM and the general 2HDM's. The error bar shows the data. For details see the text.

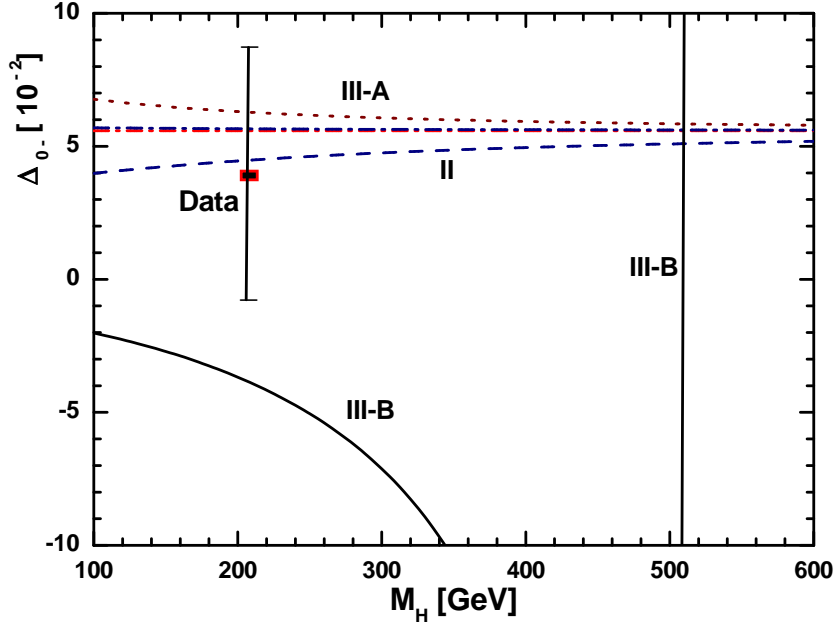


FIG. 8: The  $M_H$  dependence of the isospin symmetry breaking  $\Delta_{0-}(K^*\gamma)$  in the SM and the general 2HDM's. The error bar shows the data. For details see the text.

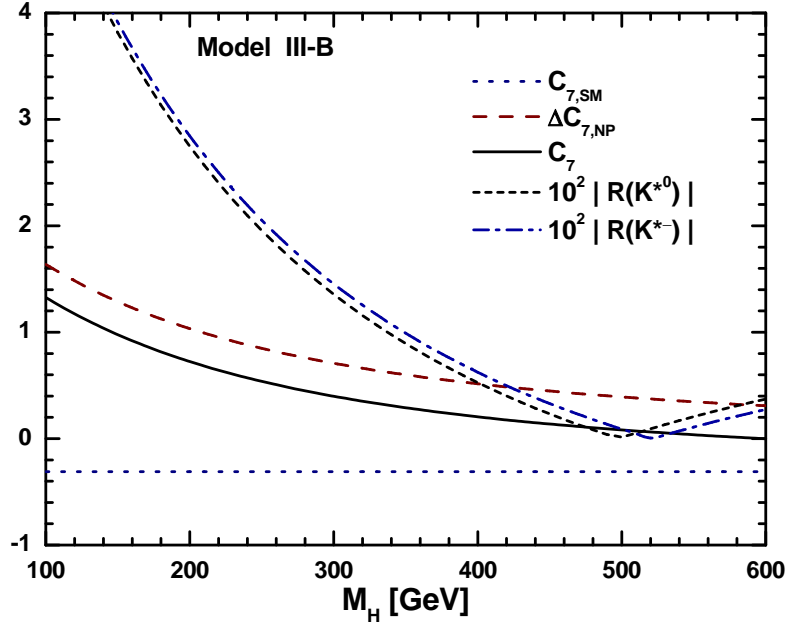


FIG. 9: Plots of the  $M_H$  dependence of  $C_{7,SM}(m_b)$  (horizontal dots line),  $\Delta C_{7,NP}$  (dashed curve),  $C_7(m_b)$  (solid curve),  $10^2|R(\bar{K}^{*0}\gamma)|$  (short-dashed curve) and  $10^2|R(K^{*-}\gamma)|$  (dot-dashed curve).

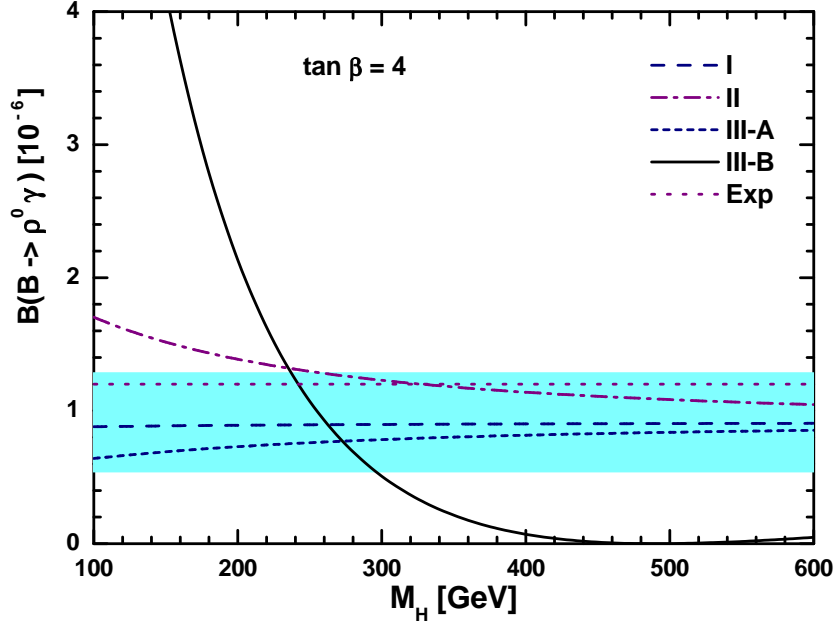


FIG. 10: Plots of the  $M_H$  dependence of the branching ratio  $B \rightarrow \rho^0 \gamma$  in the SM (shaded band), the model I and II (dashed and dot-dashed curves), and the model III-A (short-dashed curve) and III-B (solid curve). The horizontal dots line shows the experimental upper bound (at 9% C.L. [15]):  $B(B \rightarrow \rho^0 \gamma) < 1.2 \times 10^{-6}$

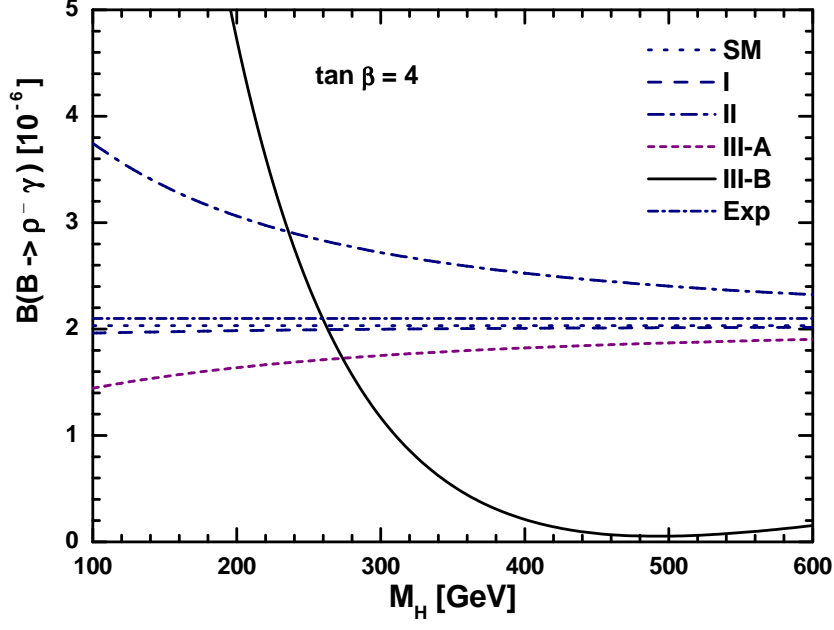


FIG. 11: The same as Fig.10 but for the decay  $B \rightarrow \rho^- \gamma$ .

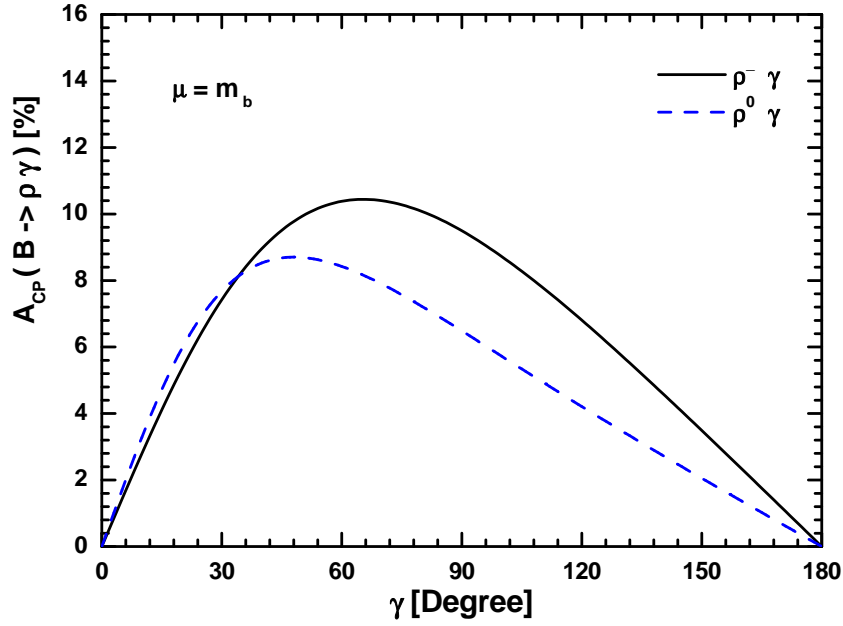


FIG. 12: Plots of the angle  $\gamma$  dependence of the CP asymmetries for  $B \rightarrow \rho^0 \gamma$  (dashed curve) and  $B^\pm \rightarrow \rho^\pm \gamma$  (solid curve) decays in the SM.

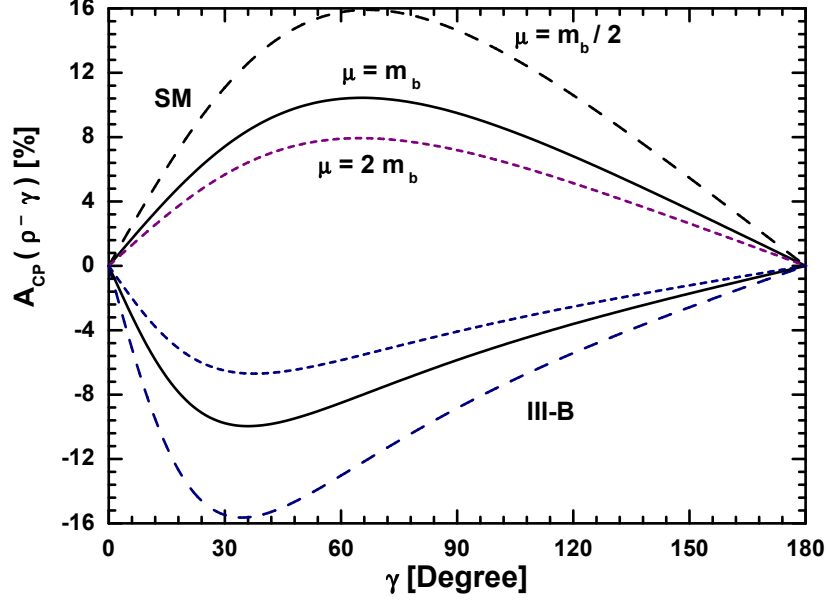


FIG. 13: Plots of the angle  $\gamma$  dependence of the CP asymmetry for  $B^\pm \rightarrow \rho^\pm \gamma$  decay in the SM and model III-B for  $\mu = m_b/2$  (dots curves),  $m_b$  (solid curves ) and  $2m_b$  (dashed curves).

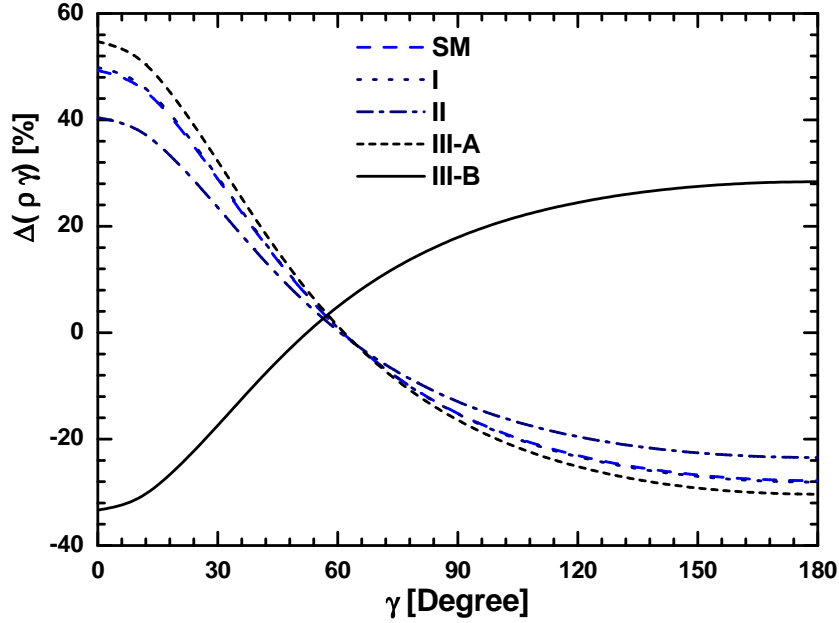


FIG. 14: The isospin breaking  $\Delta(\rho\gamma)$  vs the CKM angle  $\gamma$  in the SM and general 2HDM's for  $\tan \beta = 4$  and  $M_H = 250$  GeV.