

Static potentials and confining field structure of baryons and 3g-glueballs

D. S. Kuzmenko, Yu. A. Simonov

*Institute of Theoretical and Experimental Physics,
B. Cheremushkinskaya, 25, Moscow, Russia*

Abstract. Static potentials in baryons and 3g-glueballs are calculated using the field correlator method. It is shown that the static baryon potential describes lattice data. For confining fields defined through the “connected probe” distributions in both types of hadrons are calculated. It is demonstrated that the structure of baryon is of Y type (but not the Δ -type one). A field distribution in Δ -type 3g-glueballs is presented.

INTRODUCTION

Apart from the usual way to study the momentum structure of hadrons through their structure functions, the approach considered below deals with the space structure of hadrons with static sources. This approach is convenient from theoretical point of view, since Green functions of hadrons with static sources reduce to their Wilson loops. Recent computations in gluodynamics on the lattice of static potential [1, 2] and flux distribution in baryon [3] present a set of accurate data of numerical experiment. The same tasks were also considered at the same time analytically in the framework of the method of field correlators [4]-[9]. Using the nonperturbative exponential fall of gluon field correlators with the correlation length λ , the method of field correlators allows in particular to describe lattice simulations of the potential in baryon and explain its characteristic behavior [4], [5]. We shall demonstrate it in what follows, and present the static potential in the case of 3g-glueball as well. Moreover, we shall consider flux distributions in terms of the “connected probe” [10].

3G-GLUEBALLS IN THE BACKGROUND FIELD METHOD

While the Wilson loop of baryon is well known, it is not so easy to handle 3g-glueballs. One can construct the wave function in background field method, where the gluon field is splitted into two parts, “valence” g^a and “background” B^a . Valence gluons then acts as static sources bounded into gauge invariant physical states by confining background fields. Since the valence field transforms homogeniously, $G_i^j \rightarrow U_{j'}^{+j} G_{i'}^{j'} U_i^{j'}$, where $G_i^j(x) \equiv g_a(x) t_i^{(a)j}$, a is adjoint and i, j, \dots – fundamental color indexes, gauge-invariant wave functions of extended 3g-glueballs may have structures of Y or of Δ type:

$$\Psi_Y^{(f)}(x, y, z, Y) = f^{abc} g_a(x, Y) g_b(y, Y) g_c(z, Y) \quad (\text{and } f^{abc} \leftrightarrow g^{abc}), \quad (1)$$

$$\Psi_{\Delta}(x, y, z) = G_i^j(x) \Phi_j^k(x, y) G_k^l(y) \Phi_l^m(y, z) G_m^n(z) \Phi_n^i(z, x). \quad (2)$$

Here $g_a(x, y) = g_a(x) \Phi^{ab}(x, y)$ denotes the extended gluon operator, and $\Phi(x, y) = \text{Pexp} i g \int_y^x B_{\mu} dz_{\mu}$ is the parallel transporter or Schwinger line in the adjoint or fundamental representation. Coordinates x, y, z and Y in (1) apply to valence gluons and string junction positions respectively, f^{abc} and g^{abc} denote adjoint antisymmetric and symmetric symbols. Wilson loops are then given by vacuum averages $W = \langle \Psi^+(\bar{X}) \Psi_i(X) \rangle$, where $X = x, y, z$ for Δ and x, y, z, Y for Y -states, and have a form

$$W^{Y,f} = \frac{1}{24} \left\langle f^{abc} f^{a'b'c'} \Phi^{aa'}(C_1) \Phi^{bb'}(C_2) \Phi^{cc'}(C_3) \right\rangle, \quad (3)$$

$$W^{Y,d} = \frac{3}{40} \left\langle d^{abc} d^{a'b'c'} \Phi^{aa'}(C_1) \Phi^{bb'}(C_2) \Phi^{cc'}(C_3) \right\rangle, \quad (4)$$

where C_i are trajectories of valence gluons. A Wilson loop of Δ -type glueball at large distances can be represented as a product of three rectangular quark-antiquark Wilson loops [5],

$$W^{\Delta}(\bar{X}, X) = W(\bar{x}, \bar{y}|x, y) W(\bar{y}, \bar{z}|y, z) W(\bar{z}, \bar{x}|z, x). \quad (5)$$

STATIC POTENTIALS

Static potential in baryon calculated in bilocal approximation of the field correlator method [4] reads as

$$V_B(R_1, R_2, R_3) = \left(\sum_{a=b} - \sum_{a < b} \right) n_i^{(a)} n_j^{(b)} \int_0^{R_a} \int_0^{R_b} dl dl' \int_0^{\infty} dt \mathcal{D}_{i4,j4}(z_{ab}), \quad (6)$$

where $\mathbf{n}^{(a)}$ is the unit vector directed from the string junction to the a -th quark, R_a the separation between this quark and the string junction, and $z_{ab} = (l \mathbf{n}^{(a)} - l' \mathbf{n}^{(b)}, t)$. It is expressed through the two-point correlation function $\mathcal{D}_{\mu_1 \nu_1, \mu_2 \nu_2}(x - x') \equiv (g^2/N_c) \text{tr} \langle F_{\mu_1 \nu_1}(x) \Phi(x, x') F_{\mu_2 \nu_2}(x') \Phi(x', x) \rangle$ and minimal surfaces of Wilson loop. When shortest paths connecting x and x' are used, bilocal correlators are written in the general form containing two scalar formfactors $D(z)$ and $D_1(z)$ [11],

$$\begin{aligned} \mathcal{D}_{\mu_1 \nu_1, \mu_2 \nu_2}(z) &= (\delta_{\mu_1 \mu_2} \delta_{\nu_1 \nu_2} - \delta_{\mu_1 \nu_2} \delta_{\mu_2 \nu_1}) D(z) + \\ &\frac{1}{2} \left(\frac{\partial}{\partial z_{\mu_1}} (z_{\mu_2} \delta_{\nu_1 \nu_2} - z_{\nu_2} \delta_{\nu_1 \mu_2}) + \frac{\partial}{\partial z_{\nu_1}} (z_{\nu_2} \delta_{\mu_1 \mu_2} - z_{\mu_2} \delta_{\mu_1 \nu_2}) \right) D_1(z), \end{aligned} \quad (7)$$

where $D(z) \sim \exp -|z|/\lambda$ falls with the correlation length $\lambda \approx 0.2$ fm, which is directly connected to the energy of valence gluon excitation, see e.g. [12]. Its contribution to the potential can be represented as a sum $V^d + V^{\text{nd}}$, where the first term corresponding to the first “diagonal” sum in (6) is just a sum of quark-antiquark potentials, $V^d(R_1, R_2, R_3) = \sum_a V^{Q\bar{Q}}(R_a)$. At large in comparison with λ distances $V^d \approx \sum_a \sigma R_a$, where $\sigma \approx 0.18$ GeV² is the string tension. The “nondiagonal” term V^{nd} corresponds to the second sum in (6) and saturates at large distances.

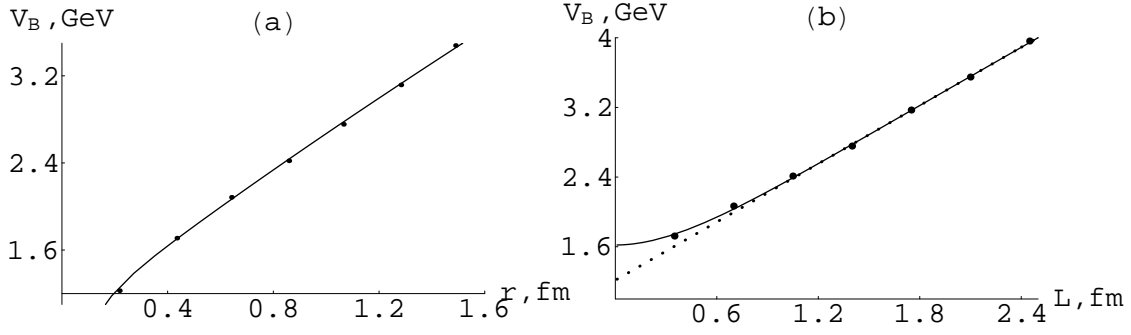


FIGURE 1. Baryon potential in equilateral triangle vs. quark separation r (solid curve) in comparison with the lattice data [2] (points) (a), and potential without the color-Coulomb part (solid curve) in comparison with the lattice data [1] (points) in dependence on the total length of the baryon string L (b).

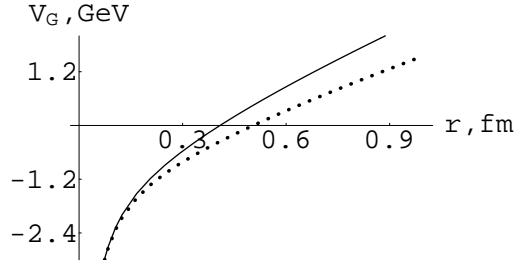


FIGURE 2. Potentials of three-gluon-glueballs V_G^Y (solid curve) and V_G^Δ (dotted curve) in equilateral triangle vs. sources separation r .

Function $D_1(z)$ in (7) has perturbative origin and corresponds to OGE color-Coulomb potential

$$V^{\text{Coul}} = -\frac{C_F \alpha_s}{2} \sum_{i < j} \frac{1}{r_{ij}}, \quad (8)$$

r_{ij} is the i -th and j -th quark separation. Moreover, in what follows we take into account the charge screening considered in [13].

A dependence of the baryon potential in equilateral triangle on the quark separation is given in comparison with the lattice data [2] in Fig. 1(a). The value of the string tension $\sigma = 0.17 \text{ GeV}^2$ is fitted to obtain the lattice slope at large distances. The value of $\lambda = 0.21 \text{ fm}$ is calculated according to [13]. In Fig. 1(b) the behavior of the baryon potential with the color-Coulomb part subtracted is shown in comparison with the lattice data [1] as a function of the total length of baryon string $L = \sum_a R_a$ ($\sigma = 0.22 \text{ GeV}^2$ is fitted, $\lambda = 0.18 \text{ fm}$ calculated according to [13]). A tangent (dots) with the slope σ demonstrates a decrease of the slope of potential at small distances. This effect is induced by the influence of the correlation length of confining fields [4].

For Y -type glueballs the Casimir scaling holds, $V_G^Y/V_B = C_A/C_F = 9/4$, where C_F and C_A are quadratic Casimir operators in fundamental and adjoint representations.

Potential in Δ -glueball in the case of equilateral triangle with the side r has a form $V_G^\Delta(r) = (C_A/C_F)V^{\text{Coul}}(r) + V^d(r) - 2V^{\text{nd}}(r)$ [5]. The behavior of V_G^Y and V_G^Δ in equi-

lateral triangle in dependence on the source separation r is shown in Fig. 2. One can conclude that states of Δ -type are more favorite energetically than Y -type ones.

FIELDS DISTRIBUTIONS

Confining field in baryon calculated using the “connected probe” in the method of field correlators [8] reads as

$$(\mathcal{E}^{(B)})^2 = \frac{2}{3} \left((\mathcal{E}_{(1)}^B)^2 + (\mathcal{E}_{(2)}^B)^2 + (\mathcal{E}_{(3)}^B)^2 \right), \quad (9)$$

where fields $\mathcal{E}_{(i)}^B$ calculated for the probe plaquette joint to the trajectory of i -th quark are expressed through confining fields of $Q\bar{Q}$ pairs $\mathcal{E}^{Q\bar{Q}}$ (which in turn are directly related to static potentials, [8]):

$$\mathcal{E}_{(1)}^B(\mathbf{x}, \mathbf{R}^{(1)}, \mathbf{R}^{(2)}, \mathbf{R}^{(3)}) = \mathcal{E}^{Q\bar{Q}}(\mathbf{x}, \mathbf{R}^{(1)}) - \frac{1}{2} \mathcal{E}^{Q\bar{Q}}(\mathbf{x}, \mathbf{R}^{(2)}) - \frac{1}{2} \mathcal{E}^{Q\bar{Q}}(\mathbf{x}, \mathbf{R}^{(3)}). \quad (10)$$

Normalizing coefficient $2/3$ in (9) is chosen due to the condition that at large separations the field acting on quarks equals to σ .

A field calculated with connected probe in Δ -type glueball [8] is taken as

$$\mathcal{E}_{\Delta}^{(G)}(\mathbf{x}, \mathbf{r}^{(1)}, \mathbf{r}^{(2)}, \mathbf{r}^{(3)}) = \sum_{i=1}^3 \mathcal{E}^{Q\bar{Q}}(\mathbf{x} - \mathbf{r}^{(i)}, \mathbf{r}^{(i+1) \bmod 3} - \mathbf{r}^{(i)}), \quad (11)$$

where $\mathbf{r}^{(i)}$ denotes the position of i -th valence gluon.

Distributions of confining field $\mathcal{E}^{(B)}$ and $\mathcal{E}_{\Delta}^{(G)}$ in the plane of static sources forming an equilateral triangle with the side 1 fm are shown in Fig. 3. Note that perturbative color-Coulomb field forming peaks around sources is not shown here. In Fig. 4 surfaces formed by the confining field with the value σ are shown for baryon and Δ -type glueball. Note that there is a maximum of the field in baryon around the string junction (in the centre of triangle).

SUMMARY

We have demonstrated how to construct Wilson loops of $3g$ -glueballs of Y - and Δ - types in the background field method. Static potential in baryon was calculated in bilocal approximation of the method of field correlator and was demonstrated to describe lattice data. Static potentials for $3g$ -glueballs were calculated and it was shown that Δ -type glueball is favourite energetically. Field distributions defined using the connected probe were plotted for baryon and Δ -type glueball.

This work has been supported by the Federal Program of the Russian Ministry of Industry, Science and Technology No. 40.052.1.1.1112 and grant NSh-1774.2003.2.

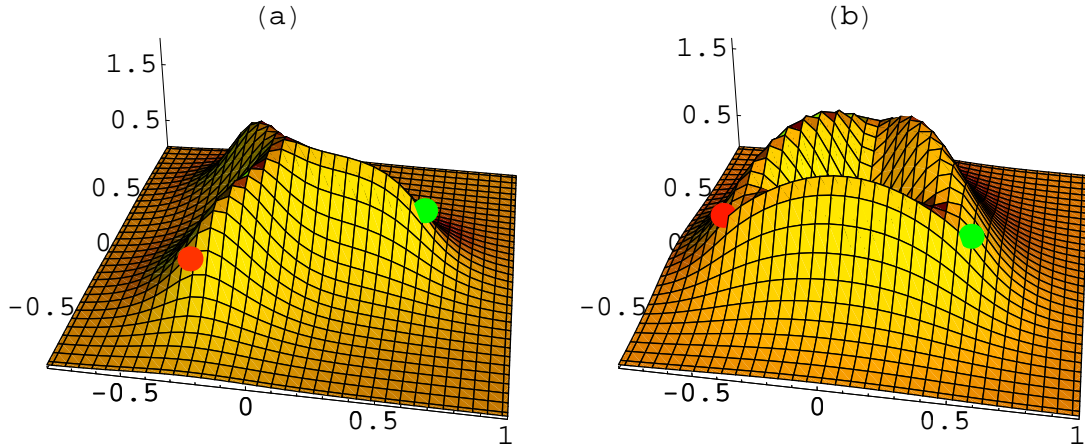


FIGURE 3. Distribution of the confining field $\mathcal{E}^{(B)}$ (a) $\mathcal{E}_{\Delta}^{(G)}$ (b) in the plane of sources for equilateral triangle with the side 1 fm. Positions of sources are marked by points.

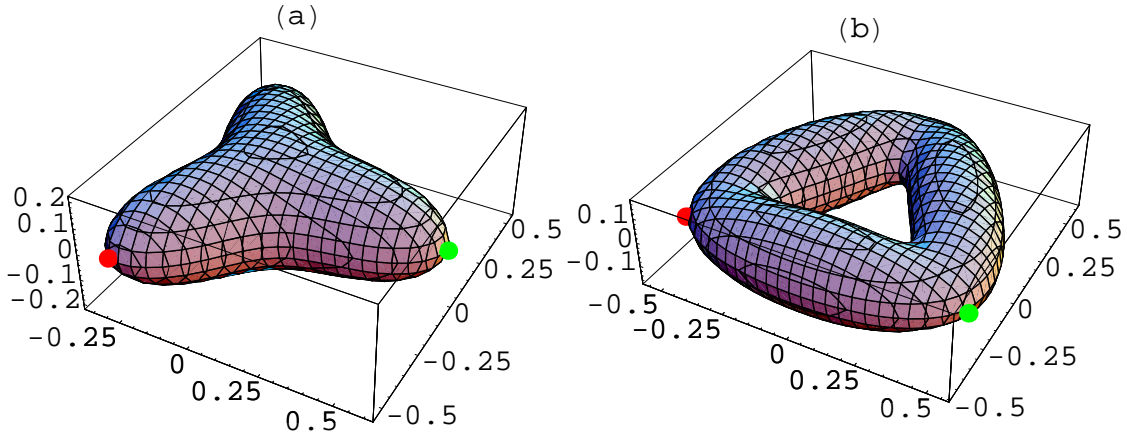


FIGURE 4. Surfaces $|\mathcal{E}^{(B)}(x)| = \sigma$ (a) and $|\mathcal{E}_{\Delta}^{(G)}(x)| = \sigma$ (b) at source separations 1 fm. Positions of sources are marked by points.

REFERENCES

1. T. T. Takahashi *et al.*, Phys. Rev. D **65**, 114509 (2002).
2. C. Alexandrou, Ph. de Forcrand, O. Jahn, hep-lat/0209062.
3. H. Ichie, V. Bornyakov, T. Streuer, G. Schierholz, Nucl. Phys. A **721**, 899 (2003).
4. D. S. Kuzmenko, hep-ph/0204250, Yad. Fiz. **66**, No.12 (2003) (in press)
5. D. S. Kuzmenko, Yu. A. Simonov, Yad. Fiz. **66**, 5 (2003).
6. D.S. Kuzmenko, Yu.A. Simonov, Phys. Lett. B **494**, 81 (2000).
7. D.S. Kuzmenko, Yu.A. Simonov, Yad. Fiz. **64**, 110 (2001).
8. D.S. Kuzmenko, Yu.A. Simonov, hep-ph/0302071, Yad. Fiz. **67**, No.2 (2004) (in press)
9. D.S. Kuzmenko, Yu.A. Simonov, V.I. Shevchenko, Usp. Fiz. Nauk (2003) (in press)
10. A.Di Giacomo *et al.*, Phys.Lett. **B236** (1990) 199; Nucl.Phys. **B347** (1990) 441
11. H. G. Dosch, Phys. Lett. B **190**, 177 (1987); H. G. Dosch, Yu. A. Simonov, Phys. Lett. B **205**, 399 (1988); Yu. A. Simonov, Nucl. Phys. B **307**, 512 (1988);
12. A. Di Giacomo, H. G. Dosch, V. I. Shevchenko and Yu.A. Simonov, Phys. Rept. **372**, 319 (2002).
13. D. S. Kuzmenko, this volume, hep-ph/0310033.
14. D. S. Kuzmenko, submitted to Phys. At. Nucl., hep-ph/0310017; this volume, hep-ph/0310035;
15. D. S. Kuzmenko, V.I. Shevchenko, Yu. A. Simonov, Usp. Fiz. Nauk (2003) (in press).