arXiv:hep-ph/0309251v2 26 Sep 2003

Code generation (automatized programming) of symbolic formulae for helicity amplitudes

P. Cherzor[1]

Skobeltsyn Institute of Nuclear Physics, Moscow State University
Moscow 119899, Russia

Abstract

We propose a project for automatic representation and evaluation of helicity amplitudes we started to develop and explain it's main functioning principles.

Introduction

In [1] we presented a method for symbolic calculation of Feynman amplitudes.

The idea of the method is to represent squared matrix elements through helicity amplitudes. So we did develop a way to represent these helicity amplitudes in a form, that can be used as a computer input and in the same way it is readable (comprehensible) by humans.

We did make a program code to obtain symbolic formulae for helicity amplitudes, that uses as an input data source the Comphep data for Feynman diagrams and produces as an output REDUCE program that contains helicity amplitudes in a form of mathematical traces | so-called fermion strings in High Energy Physics terminology [2]. As a programming tool we did use an object-oriented programming language standard C++ [3].

There are three main aims of algorithmization: 1) acceleration rapidity of calculations; 2) reducing an amount of auxiliary information, which requires to obtain results, but does not contribute to them itself; 3) algorithmization in accordance with applicability for investigation concrete observables and possibility to determine them in an experiment.

The essence of the algorithm to built helicity amplitudes expressions is the following. For each diagram and for each polarization we have to obtain an expression that is a product of n (n 1) fermion strings. The notion of fermion strings was defined in [2] (expr.(1)). As described in [1] one can assign basis spinor $_+$ or to any fermion. Plus or minus will be standing depending on the polarization (= 1) and the type of the spinor (u, v, u^c, v^c, u, v, u^c, v^c). So we regard spinor pairs as entities to form a short or long (double) fermion strings. Our algorithm of fermion strings formation gives tree level helicity amplitudes each of those contain not more than two polarization vectors (and k or and k in one amplitude, not and together). To achive this form for helcity amplitudes one do not need to apply any symbolic formulae substitutions (cf. [2]), but to use traces building technic.

On the contrary, using algorithm of [2] one makes symbolic transformations of helicity amplitudes expressions and obtains polarization vector dependence proportional either to and .

The realization of the algorithm to build helicity amplitudes

On the step of forming fermion strings we restricted our algorithm by a number of external particles equal 6. This includes most interesting processes, that can be evaluated, and t

[1] e-mail: cherzor@theory.sinp.msu.ru, cherzor@nikhef.nl

for practical purposes. Further generalization is straightforward, but analysis of results of output will be more cumbersome because of big number of amplitudes and a length of symbolic expressions, that will expire a lot of computer memory, and can be done later. The algorithm to form fermion strings under above restrictions is the following:

1 First, one searches for a spinor pairs that can form short fermion string, i.e., string, that contain only one pair of spinors (fermion and anti-fermion) of the same chirality.

2 Then one searches if there exists a possibility to form a double (long) fermion string, i.e., trace that contain four spinors (two spinor pairs each of them consists of fermion and anti-fermion).

3 Finally, one should check if there any spinor pairs that need to be united into a fermion string yet, if needed short fermion strings arise.

What are the criteria to unify a pair of spinors into short or long fermion string? We define fermion string as double if it contains two spinor pairs so, that for each basis spinor in one pair it corresponds the basis spinor of opposite chirality in the other pair. In each spinor pair that comprise double fermion string the chiralities of basis spinors are opposite.

After defining all fermion strings in the amplitude a task reduces itself to automatize a process of writing down fermion strings in a form of traces and further their multiplication to obtain amplitudes themselves.

But, what is the inner structure of a fermion string and how one can find it from Feynman diagram? How one can establish a squence of fermion strings?

The last question has a simple answer: sequence of fermion strings does not strictly fixed, at least, if we have $g = g$ symmetric metric tensor in plain Minkowski space, i.e., changing an order of fermion strings does not change result of evaluation, as each fermion string is a trace. Trace is a scalar value, or it does contain Lorentz indices, that can be contracted with ones from the other fermion string in the amplitude (more precisely, with metric tensors of the numerator of boson particles propagators for Feynman gauge). All indices should be contracted inside helicity amplitude. We fix a sequence of fermion strings from the algorithm.

The algorithm of formation inner structure of fermion string is done without strong limitation on the number of external particles (it can be changed), structure of propagators and vertices (new structures can be added). First we restricted vertex structure types by QED vertex structure and propagator structure types by QED propagator in Feynman gauge for simplicity. Let us consider electron-positron scattering $ee^+ \to ee^+ \ \ ^+$ (see diagr.1 below). There are three spinor pairs in each whole helicity amplitude that related to this scattering process. Certainly, for polarized particles a fermion string structure of amplitude depends on a set of polarizations of external particles. E.g., if one puts all polarizations equal $1/2$ one will have three short fermion strings in this helicity amplitude:

$$A(\ _i = \ 1/2) \ / \ A_1 \quad A_2 \quad A_3; \ \ i = 1;:::6; \ \ A_1 = v_{e^+}(p_2) \ \ _1 v_{e^+}(p_4);$$

$$A_2 = u\ (p_5) \ \ _2 v_+(p_6); \ \ A_3 = u_e(p_3) \ \ _2 prop(p_8) \ \ _1 u_e(p_1);$$

where p_8 momentum of virtual electron, $prop(p_8)$ propagator of the virtual electron with momentum p_8. In our considerations we take into account only numerator of particles propagators as denominators could be included to the numerical factor, which is common for each helicity amplitude in the diagram. One can found from the results of symbolic evaluation that any

helicity amplitude of diagr.1 that contain long fermion string nullify itself. It can be easily shown using trace mathematics [4], it occurs due to the chiral symmetry of the part of each spinor product that depends on polarization. In this diagram only helicity amplitudes containing short fermion strings will contribute. Moreover, amplitude constructions those contain more than one ( ) contribution in one term also nullify itself. It is a significant simplication one can observe.

For the Standard Model our code can process diagrams with fermion and anti-fermion external particles, virtual photons and bosons in Feynman gauge (excluding diagrams with Higgs excluding also diagrams with many-gluon vertices if the QCD-sector of the Standard Model is involved). Recently we did work on diagrams with external photons (bosons) and planed to include also scalar particles, such as Higgs.

Comparing results obtained through summation over all helicities for squared helicity amplitudes and non-polarized squared matrix elements for each diagram in a given process (excluding cross terms), we did check numerically correctness of evaluation of helicity amplitudes using the algorithm to form fermion strings on an examples of processes those comprise of tree level diagrams.

1 First, for 2 ! 2 scattering for the Standard Model process ee^+ ! ee^+ in the limit of massless electrons (positrons). No contradictions are found.

2 In [2] we did describe processes ee^+ ! tt in the Standard Model and ee^+ ! neutralino pair in SUSY (MSSM) with massive quarks in nal states, the second process with heavy neutralinos, and massless limit for electron and positron mass(es) and tried investigation of symbolic structure of helicity amplitudes on these simple examples. Numerical calculations give no contradictions.

3 We tried the Standard Model diagrams (with vertices) ee^+ ! ee^+ $^+$ process (assigning mass to muons and excluding diagrams with Higgs particles) (see diagr.1). The numerical results of summation over polarized squared helicity amplitudes coincide with ones obtained for non-polarized squared matrix elements, but one can put a question on the degree of con dence to machine calculated output. It is still remains di culty to check a correctness of symbolic formulae and numerical calculation for such a big symbolic output.

4 We checked e ! e (Compton scattering) very preliminarily, i.e., we did check results numerically in the limit of massless electrons (positrons).

Namely, we did treat numerically Lorentz covariant symbolic expressions for helicity amplitudes, obtained after evaluation traces (output of REDUCE code) of symbolic code for helicity amplitudes generated from our initial C++ program. We tend to call this our new computational project as CG-project (CG means CODE GENERATION). Briey, one can characterize CG-project as a sequence of steps:

1 code on C++. Input: Comphep Feynman diagrams data. Output: REDUCE program (formulae for helicity amplitudes).

2 REDUCE program. Input: trace structures. Output: Lorentz covariant symbolic expressions.

CG-project realization

The realized part of work on creation CG-programming code could be formulated as an annex list of accomplished tasks.

1) Using REDUCE package a set of test programs was created and an applicability of helicity amplitudes method for the evaluation of helicity amplitudes and squared matrix elements on the examples of smplest tree-level prosess 2 ! 2 was tested (modication of helicity basis):

a) numerical testing is applyed;

b) symbolic testing is applyed;

c) results' analysis is applyed.

2) A way to optimize helicity amplitudes evaluation was found.

a) It was created a set of programs allowing to test helicity amplitudes optimization process and to compare results for helicity amplitudes in either numeric and symbolic form.

b) Possibilities to optimize symbolic formulae for helicity amplitudes were investigated on the examples of chosen diagrams of QED, SUSY (MSSM), Standard Model. It was foreseeing a posibility to use C-conjugate spinors. A posibilities to optimize symbolic formulae using C-conjugation and changing spinor pairs' conjunctions were taken into account.

c) Analysis of the results of optimization of symbolic expressions for helicity amplitudes was realized.

d) The comparison for non-polarized squared matrix elements with Comphep package was realized in numeric and symbolic form.

3) There were investigated ways to automatize helicity amplitudes evaluation for the case of multiple diagrams and processes that includes 6 particles:

a) initial code realized on programming language Standard C++ was created with minimal user interface. A testing is applyed, an analysis of possibilities of optimization of the code is applyed.

b) Using object-oriented C++ features it was created a code that operates with minimal test database (that is a set of objects of a definite class) and generates le of symbolic results (in the form of traces that one able to evaluate using REDUCE) for helicity amplitudes. It was realized an analysis of the results of code functioning.

c) The complarison of numerical values of non-polarized squared matrix elements, those obtained by sum over polarizations of squared numerical values for helicity amplitudes, with numerical values of non-polarized squared matrix elements formulae was executed.

d) The code for generation tree-level processes (which include up to 6 particles in the initial and nal states and have vertices of the type boson-fermion-antifermion) helicity amplitudes' symbolic formulae was created. Applyed an algorithm of optimization by changing spinor pair conjunction.

e) An interface of our program, that generates trace symbolic formulae for helicity amplitudes, with Comphep symbolic tables allowing to do automatical generation of symbolic formulae for helicity amplitudes for mentioned above types of scattering processes' diagrams.

f) It was applyed the testing on functioning of the code and the interface with Comphep on the examples of selected process' diagrams and the comparison of numerical values of non-polarized squared matrix elements of selected diagrams with results of summed over polarizations squared numerical values of symbolic formulae for helicity amplitudes.

g) It was created and tryed out the test program's interface: debugger that functions on the rst step of CG (see above) and translator for representation symbolic formulae for helicity amplitudes in the form of traces into LaTeX format (see Appendix: symbolic representation of helicity amplitudes for selected diagram of the process $ee^+ \; ! \; ee^+ \; \; ^+$). Translator can function

when the rst CG step is completed.

Conclusions

We described an algorithm to build helicity amplitudes and a way we started to realize it.

It is not an accidental choice that we use C++ and REDUCE languages in our project. We built a code that is, on one hand, in close connection with Comphep project, on the other hand, C++ is the modest object-oriented language allowing more advanced interfaces and structuring.

Our project on helicity amplitudes is at the begining. It could be expanded to wider types of processes. It could be discussed a possibility of aplication it's results to numerical computation of phenomenology of some High Energy or DIS processes.

Acknowledgments

This work is supported by grants: RFFI 01-02-16710, INTAS CERN 99-0377.

Sincere thanks to prof. A. Pukhov for fruitful discussions and important support and to prof. V. Ilyin and prof. G. van der Steenhoven for valuable support and possibility to make a part of work at NIKHEF.

References

[1] P. Cherzor, V. Ilyin, A. Pukhov, "Optimization of symbolic evaluation of helicity amplitudes", proc. of ACAT 2000 Workshop, Fermilab, October 16-20, 2000, [hep-ph/0101265].

[2] P. Cherzor, "Symbolic calculation of multiparticle Feynman amplitudes", in preparation.

[3] B. Stroustrup, "The C++ programming language", Addison-Wesley, 3-d edition, 2000.

[4] S. Weinberg, "The Quantum Theory of Fields", Cambridge University Press, 1995.

Appendix

We give symbolic formulae for helicity amplitudes for diagram 1 (see an applyed list of diagrams generated by Comphep) for the process $ee^+ \to ee^+ \quad ^+$. Here m_0 is the electron and positron mass, q symbolizes the virtual electron momentum, M_m { the mass of muon and corresponding anti-particle.

$$A(\ 1;\ 1;\ 1;\ 1;\ 1;\ 1) = Tr[\hat{}_1(\ \hat{p}_4 + m_0)(1 \quad {}_5)\hat{k}(\ \hat{p}_2 + m_0)]$$
$$Tr[\hat{}_2(\ \hat{q} + m_0)\hat{}_1(\hat{p}_1 + m_0)(1 + \ {}_5)\hat{k}(\hat{p}_3 + m_0)]$$
$$Tr[\hat{}_2(\ \hat{p}_6 + M_m)(1 \quad {}_5)\hat{}\hat{k}(\hat{p}_5 + M_m)];$$
$$A(\ 1;\ 1;\ 1;\ 1;\ 1;1) = Tr[\hat{}_1(\ \hat{p}_4 + m_0)(1 \quad {}_5)\hat{k}(\ \hat{p}_2 + m_0)]$$
$$Tr[\hat{}_2(\ \hat{q} + m_0)\hat{}_1(\hat{p}_1 + m_0)(1 + \ {}_5)\hat{k}(\hat{p}_3 + m_0)]$$
$$Tr[\hat{}_2(\ \hat{p}_6 + M_m)(1 + \ {}_5)\hat{k}(\hat{p}_5 + M_m)];$$
$$A(\ 1;\ 1;\ 1;\ 1;1;\ 1) = Tr[\hat{}_1(\ \hat{p}_4 + m_0)(1 \quad {}_5)\hat{k}(\ \hat{p}_2 + m_0)]$$
$$Tr[\hat{}_2(\ \hat{q} + m_0)\hat{}_1(\hat{p}_1 + m_0)(1 + \ {}_5)\hat{k}(\hat{p}_3 + m_0)]$$
$$Tr[\hat{}_2(\ \hat{p}_6 + M_m)(1 \quad {}_5)\hat{k}(\hat{p}_5 + M_m)];$$
$$A(\ 1;\ 1;\ 1;\ 1;1;1) = Tr[\hat{}_1(\ \hat{p}_4 + m_0)(1 \quad {}_5)\hat{k}(\ \hat{p}_2 + m_0)]$$

$$Tr[\hat{\ }_2(\hat{q}+m_0)\hat{\ }_1(\hat{p}_1+m_0)(1+\ _5)\hat{k}(\hat{p}_3+m_0)]$$

$$Tr[\hat{\ }_2(\hat{p}_6+M_m)(\ 1)(1+\ _5)\hat{\ }\hat{k}(\hat{p}_5+M_m)];$$

$$A(\ 1;\ 1;\ 1;1;\ 1;\ 1)=Tr[\hat{\ }_1(\hat{p}_4+m_0)(1\quad _5)\hat{k}(\hat{p}_2+m_0)]$$

$$Tr[\hat{\ }_2(\hat{q}+m_0)\hat{\ }_1(\hat{p}_1+m_0)(1\quad _5)\hat{\ }\hat{k}(\hat{p}_3+m_0)]$$

$$Tr[\hat{\ }_2(\hat{p}_6+M_m)(1\quad _5)\hat{\ }\hat{k}(\hat{p}_5+M_m)];$$

$$A(\ 1;\ 1;\ 1;1;\ 1;1)=Tr[\hat{\ }_1(\hat{p}_4+m_0)(1\quad _5)\hat{k}(\hat{p}_2+m_0)]$$

$$Tr[\hat{\ }_2(\hat{q}+m_0)\hat{\ }_1(\hat{p}_1+m_0)(1\quad _5)\hat{\ }\hat{k}(\hat{p}_3+m_0)]$$

$$Tr[\hat{\ }_2(\hat{p}_6+M_m)(1+\ _5)\hat{k}(\hat{p}_5+M_m)];$$

$$A(\ 1;\ 1;\ 1;1;1;\ 1)=Tr[\hat{\ }_1(\hat{p}_4+m_0)(1\quad _5)\hat{k}(\hat{p}_2+m_0)]$$

$$Tr[\hat{\ }_2(\hat{q}+m_0)\hat{\ }_1(\hat{p}_1+m_0)(1\quad _5)\hat{\ }\hat{k}(\hat{p}_3+m_0)]$$

$$Tr[\hat{\ }_2(\hat{p}_6+M_m)(1\quad _5)\hat{k}(\hat{p}_5+M_m)];$$

$$A(\ 1;\ 1;\ 1;1;1;1)=Tr[\hat{\ }_1(\hat{p}_4+m_0)(1\quad _5)\hat{k}(\hat{p}_2+m_0)]$$

$$Tr[\hat{\ }_2(\hat{q}+m_0)\hat{\ }_1(\hat{p}_1+m_0)(1\quad _5)\hat{k}(\hat{p}_5+M_m)$$

$$\hat{\ }_2(\hat{p}_6+M_m)(1+\ _5)\hat{k}(\hat{p}_3+m_0)];$$

$$A(\ 1;\ 1;1;\ 1;\ 1;\ 1)=Tr[\hat{\ }_1(\hat{p}_4+m_0)(1\quad _5)\hat{k}(\hat{p}_2+m_0)]$$

$$Tr[\hat{\ }_2(\hat{q}+m_0)\hat{\ }_1(\hat{p}_1+m_0)(1+\ _5)\hat{k}(\hat{p}_5+M_m)$$

$$\hat{\ }_2(\hat{p}_6+M_m)(1\quad _5)\hat{k}(\hat{p}_3+m_0)];$$

$$A(\ 1;\ 1;1;\ 1;\ 1;1)=Tr[\hat{\ }_1(\hat{p}_4+m_0)(1\quad _5)\hat{k}(\hat{p}_2+m_0)]$$

$$Tr[\hat{\ }_2(\hat{q}+m_0)\hat{\ }_1(\hat{p}_1+m_0)(\ 1)(1+\ _5)\hat{\ }\hat{k}(\hat{p}_3+m_0)]$$

$$Tr[\hat{\ }_2(\hat{p}_6+M_m)(1+\ _5)\hat{k}(\hat{p}_5+M_m)];$$

$$A(\ 1;\ 1;1;\ 1;1;\ 1)=Tr[\hat{\ }_1(\hat{p}_4+m_0)(1\quad _5)\hat{k}(\hat{p}_2+m_0)]$$

$$Tr[\hat{\ }_2(\hat{q}+m_0)\hat{\ }_1(\hat{p}_1+m_0)(\ 1)(1+\ _5)\hat{\ }\hat{k}(\hat{p}_3+m_0)]$$

$$Tr[\hat{\ }_2(\hat{p}_6+M_m)(1\quad _5)\hat{k}(\hat{p}_5+M_m)];$$

$$A(\ 1;\ 1;1;\ 1;1;1)=Tr[\hat{\ }_1(\hat{p}_4+m_0)(1\quad _5)\hat{k}(\hat{p}_2+m_0)]$$

$$Tr[\hat{\ }_2(\hat{q}+m_0)\hat{\ }_1(\hat{p}_1+m_0)(\ 1)(1+\ _5)\hat{\ }\hat{k}(\hat{p}_3+m_0)]$$

$$Tr[\hat{\ }_2(\hat{p}_6+M_m)(\ 1)(1+\ _5)\hat{\ }\hat{k}(\hat{p}_5+M_m)];$$

$$A(\ 1;\ 1;1;1;\ 1;\ 1)=Tr[\hat{\ }_1(\hat{p}_4+m_0)(1\quad _5)\hat{k}(\hat{p}_2+m_0)]$$

$$Tr[\hat{\ }_2(\hat{q}+m_0)\hat{\ }_1(\hat{p}_1+m_0)(1\quad _5)\hat{k}(\hat{p}_3+m_0)]$$

$$Tr[\hat{\ }_2(\hat{p}_6+M_m)(1\quad _5)\hat{\ }\hat{k}(\hat{p}_5+M_m)];$$

$$A(\ 1;\ 1;1;1;\ 1;1)=Tr[\hat{\ }_1(\hat{p}_4+m_0)(1\quad _5)\hat{k}(\hat{p}_2+m_0)]$$

$$Tr[\hat{\ }_2(\hat{q}+m_0)\hat{\ }_1(\hat{p}_1+m_0)(1\quad _5)\hat{k}(\hat{p}_3+m_0)]$$

$$Tr[\hat{\ }_2(\hat{p}_6+M_m)(1+\ _5)\hat{k}(\hat{p}_5+M_m)];$$

$$A(\ 1;\ 1;1;1;1;\ 1)=Tr[\hat{\ }_1(\hat{p}_4+m_0)(1\quad _5)\hat{k}(\hat{p}_2+m_0)]$$

$$\mathrm{Tr}[\hat{\ }_2(\hat{q}+m_0)\hat{\ }_1(\hat{p}_1+m_0)(1\quad{}_5)\hat{k}(\hat{p}_3+m_0)]$$

$$\mathrm{Tr}[\hat{\ }_2(\hat{p}_6+M_m)(1\quad{}_5)\hat{k}(\hat{p}_5+M_m)];$$

$$A(\ 1;\ 1;1;1;1;1)=\mathrm{Tr}[\hat{\ }_1(\hat{p}_4+m_0)(1\quad{}_5)\hat{k}(\hat{p}_2+m_0)]$$

$$\mathrm{Tr}[\hat{\ }_2(\hat{q}+m_0)\hat{\ }_1(\hat{p}_1+m_0)(1\quad{}_5)\hat{k}(\hat{p}_3+m_0)]$$

$$\mathrm{Tr}[\hat{\ }_2(\hat{p}_6+M_m)(\ 1)(1+\ {}_5)\hat{\ }\hat{k}(\hat{p}_5+M_m)];$$

$$A(\ 1;1;\ 1;\ 1;\ 1;\ 1)=\mathrm{Tr}[\hat{\ }_1(\hat{p}_4+m_0)(1+\ {}_5)\hat{k}(\hat{p}_5+M_m)$$

$$\hat{\ }_2(\hat{p}_6+M_m)(1\quad{}_5)\hat{k}(\hat{p}_2+m_0)]$$

$$\mathrm{Tr}[\hat{\ }_2(\hat{q}+m_0)\hat{\ }_1(\hat{p}_1+m_0)(1+\ {}_5)\hat{k}(\hat{p}_3+m_0)];$$

$$A(\ 1;1;\ 1;\ 1;\ 1;1)=\mathrm{Tr}[\hat{\ }_1(\hat{p}_4+m_0)(\ 1)(1+\ {}_5)\hat{\ }\hat{k}(\hat{p}_2+m_0)]$$

$$\mathrm{Tr}[\hat{\ }_2(\hat{q}+m_0)\hat{\ }_1(\hat{p}_1+m_0)(1+\ {}_5)\hat{k}(\hat{p}_3+m_0)]$$

$$\mathrm{Tr}[\hat{\ }_2(\hat{p}_6+M_m)(1+\ {}_5)\hat{k}(\hat{p}_5+M_m)];$$

$$A(\ 1;1;\ 1;\ 1;1;\ 1)=\mathrm{Tr}[\hat{\ }_1(\hat{p}_4+m_0)(\ 1)(1+\ {}_5)\hat{\ }\hat{k}(\hat{p}_2+m_0)]$$

$$\mathrm{Tr}[\hat{\ }_2(\hat{q}+m_0)\hat{\ }_1(\hat{p}_1+m_0)(1+\ {}_5)\hat{k}(\hat{p}_3+m_0)]$$

$$\mathrm{Tr}[\hat{\ }_2(\hat{p}_6+M_m)(1\quad{}_5)\hat{k}(\hat{p}_5+M_m)];$$

$$A(\ 1;1;\ 1;\ 1;1;1)=\mathrm{Tr}[\hat{\ }_1(\hat{p}_4+m_0)(\ 1)(1+\ {}_5)\hat{\ }\hat{k}(\hat{p}_2+m_0)]$$

$$\mathrm{Tr}[\hat{\ }_2(\hat{q}+m_0)\hat{\ }_1(\hat{p}_1+m_0)(1+\ {}_5)\hat{k}(\hat{p}_3+m_0)]$$

$$\mathrm{Tr}[\hat{\ }_2(\hat{p}_6+M_m)(\ 1)(1+\ {}_5)\hat{\ }\hat{k}(\hat{p}_5+M_m)];$$

$$A(\ 1;1;\ 1;1;\ 1;\ 1)=\mathrm{Tr}[\hat{\ }_1(\hat{p}_4+m_0)(1+\ {}_5)\hat{k}(\hat{p}_3+m_0)$$

$$\hat{\ }_2(\hat{q}+m_0)\hat{\ }_1(\hat{p}_1+m_0)(1\quad{}_5)\hat{k}(\hat{p}_2+m_0)]$$

$$\mathrm{Tr}[\hat{\ }_2(\hat{p}_6+M_m)(1\quad{}_5)\hat{\ }\hat{k}(\hat{p}_5+M_m)];$$

$$A(\ 1;1;\ 1;1;\ 1;1)=\mathrm{Tr}[\hat{\ }_1(\hat{p}_4+m_0)(1+\ {}_5)\hat{k}(\hat{p}_3+m_0)$$

$$\hat{\ }_2(\hat{q}+m_0)\hat{\ }_1(\hat{p}_1+m_0)(1\quad{}_5)\hat{k}(\hat{p}_2+m_0)]$$

$$\mathrm{Tr}[\hat{\ }_2(\hat{p}_6+M_m)(1+\ {}_5)\hat{k}(\hat{p}_5+M_m)];$$

$$A(\ 1;1;\ 1;1;1;\ 1)=\mathrm{Tr}[\hat{\ }_1(\hat{p}_4+m_0)(1+\ {}_5)\hat{k}(\hat{p}_3+m_0)$$

$$\hat{\ }_2(\hat{q}+m_0)\hat{\ }_1(\hat{p}_1+m_0)(1\quad{}_5)\hat{k}(\hat{p}_2+m_0)]$$

$$\mathrm{Tr}[\hat{\ }_2(\hat{p}_6+M_m)(1\quad{}_5)\hat{k}(\hat{p}_5+M_m)];$$

$$A(\ 1;1;\ 1;1;1;1)=\mathrm{Tr}[\hat{\ }_1(\hat{p}_4+m_0)(1+\ {}_5)\hat{k}(\hat{p}_3+m_0)$$

$$\hat{\ }_2(\hat{q}+m_0)\hat{\ }_1(\hat{p}_1+m_0)(1\quad{}_5)\hat{k}(\hat{p}_2+m_0)]$$

$$\mathrm{Tr}[\hat{\ }_2(\hat{p}_6+M_m)(\ 1)(1+\ {}_5)\hat{\ }\hat{k}(\hat{p}_5+M_m)];$$

$$A(\ 1;1;1;\ 1;\ 1;\ 1)=\mathrm{Tr}[\hat{\ }_1(\hat{p}_4+m_0)(1+\ {}_5)\hat{k}(\hat{p}_5+M_m)$$

$$\hat{\ }_2(\hat{p}_6+M_m)(1\quad{}_5)\hat{k}(\hat{p}_2+m_0)]$$

$$\mathrm{Tr}[\hat{\ }_2(\hat{q}+m_0)\hat{\ }_1(\hat{p}_1+m_0)(\ 1)(1+\ {}_5)\hat{\ }\hat{k}(\hat{p}_3+m_0)];$$

$$A(\ 1;1;1;\ 1;\ 1;1)=\mathrm{Tr}[\hat{\ }_1(\hat{p}_4+m_0)(\ 1)(1+\ {}_5)\hat{\ }\hat{k}(\hat{p}_2+m_0)]$$

$$Tr[\hat{\ }_2(\hat{q}+m_0)\hat{\ }_1(\hat{p}_1+m_0)(\ \ 1)(1+\ \ _5)\hat{\ }\hat{k}(\hat{p}_3+m_0)]$$

$$Tr[\hat{\ }_2(\hat{p}_6+M_m)(1+\ \ _5)\hat{k}(\hat{p}_5+M_m)];$$

$$A(\ \ 1;1;1;\ \ 1;1;\ \ 1)=Tr[\hat{\ }_1(\hat{p}_4+m_0)(\ \ 1)(1+\ \ _5)\hat{\ }\hat{k}(\hat{p}_2+m_0)]$$

$$Tr[\hat{\ }_2(\hat{q}+m_0)\hat{\ }_1(\hat{p}_1+m_0)(\ \ 1)(1+\ \ _5)\hat{\ }\hat{k}(\hat{p}_3+m_0)]$$

$$Tr[\hat{\ }_2(\hat{p}_6+M_m)(1\ \ \ _5)\hat{k}(\hat{p}_5+M_m)];$$

$$A(\ \ 1;1;1;\ \ 1;1;1)=Tr[\hat{\ }_1(\hat{p}_4+m_0)(\ \ 1)(1+\ \ _5)\hat{\ }\hat{k}(\hat{p}_2+m_0)]$$

$$Tr[\hat{\ }_2(\hat{q}+m_0)\hat{\ }_1(\hat{p}_1+m_0)(\ \ 1)(1+\ \ _5)\hat{\ }\hat{k}(\hat{p}_3+m_0)]$$

$$Tr[\hat{\ }_2(\hat{p}_6+M_m)(\ \ 1)(1+\ \ _5)\hat{\ }\hat{k}(\hat{p}_5+M_m)];$$

$$A(\ \ 1;1;1;1;\ \ 1;\ \ 1)=Tr[\hat{\ }_1(\hat{p}_4+m_0)(1+\ \ _5)\hat{k}(\hat{p}_5+M_m)$$

$$\hat{\ }_2(\hat{p}_6+M_m)(1\ \ \ _5)\hat{k}(\hat{p}_2+m_0)]$$

$$Tr[\hat{\ }_2(\hat{q}+m_0)\hat{\ }_1(\hat{p}_1+m_0)(1\ \ \ _5)\hat{k}(\hat{p}_3+m_0)];$$

$$A(\ \ 1;1;1;1;\ \ 1;1)=Tr[\hat{\ }_1(\hat{p}_4+m_0)(\ \ 1)(1+\ \ _5)\hat{\ }\hat{k}(\hat{p}_2+m_0)]$$

$$Tr[\hat{\ }_2(\hat{q}+m_0)\hat{\ }_1(\hat{p}_1+m_0)(1\ \ \ _5)\hat{k}(\hat{p}_3+m_0)]$$

$$Tr[\hat{\ }_2(\hat{p}_6+M_m)(1+\ \ _5)\hat{k}(\hat{p}_5+M_m)];$$

$$A(\ \ 1;1;1;1;1;\ \ 1)=Tr[\hat{\ }_1(\hat{p}_4+m_0)(\ \ 1)(1+\ \ _5)\hat{\ }\hat{k}(\hat{p}_2+m_0)]$$

$$Tr[\hat{\ }_2(\hat{q}+m_0)\hat{\ }_1(\hat{p}_1+m_0)(1\ \ \ _5)\hat{k}(\hat{p}_3+m_0)]$$

$$Tr[\hat{\ }_2(\hat{p}_6+M_m)(1\ \ \ _5)\hat{k}(\hat{p}_5+M_m)];$$

$$A(\ \ 1;1;1;1;1;1)=Tr[\hat{\ }_1(\hat{p}_4+m_0)(\ \ 1)(1+\ \ _5)\hat{\ }\hat{k}(\hat{p}_2+m_0)]$$

$$Tr[\hat{\ }_2(\hat{q}+m_0)\hat{\ }_1(\hat{p}_1+m_0)(1\ \ \ _5)\hat{k}(\hat{p}_3+m_0)]$$

$$Tr[\hat{\ }_2(\hat{p}_6+M_m)(\ \ 1)(1+\ \ _5)\hat{\ }\hat{k}(\hat{p}_5+M_m)];$$

$$A(1;\ \ 1;\ \ 1;\ \ 1;\ \ 1;\ \ 1)=Tr[\hat{\ }_1(\hat{p}_4+m_0)(1\ \ \ _5)\hat{\ }\hat{k}(\hat{p}_2+m_0)]$$

$$Tr[\hat{\ }_2(\hat{q}+m_0)\hat{\ }_1(\hat{p}_1+m_0)(1+\ \ _5)\hat{k}(\hat{p}_3+m_0)]$$

$$Tr[\hat{\ }_2(\hat{p}_6+M_m)(1\ \ \ _5)\hat{\ }\hat{k}(\hat{p}_5+M_m)];$$

$$A(1;\ \ 1;\ \ 1;\ \ 1;1;\ \ 1)=Tr[\hat{\ }_1(\hat{p}_4+m_0)(1\ \ \ _5)\hat{\ }\hat{k}(\hat{p}_2+m_0)]$$

$$Tr[\hat{\ }_2(\hat{q}+m_0)\hat{\ }_1(\hat{p}_1+m_0)(1+\ \ _5)\hat{k}(\hat{p}_3+m_0)]$$

$$Tr[\hat{\ }_2(\hat{p}_6+M_m)(1+\ \ _5)\hat{k}(\hat{p}_5+M_m)];$$

$$A(1;\ \ 1;\ \ 1;\ \ 1;1;\ \ 1)=Tr[\hat{\ }_1(\hat{p}_4+m_0)(1\ \ \ _5)\hat{\ }\hat{k}(\hat{p}_2+m_0)]$$

$$Tr[\hat{\ }_2(\hat{q}+m_0)\hat{\ }_1(\hat{p}_1+m_0)(1+\ \ _5)\hat{k}(\hat{p}_3+m_0)]$$

$$Tr[\hat{\ }_2(\hat{p}_6+M_m)(1\ \ \ _5)\hat{k}(\hat{p}_5+M_m)];$$

$$A(1;\ \ 1;\ \ 1;1;1;1)=Tr[\hat{\ }_1(\hat{p}_4+m_0)(1\ \ \ _5)\hat{k}(\hat{p}_5+M_m)$$

$$\hat{\ }_2(\hat{p}_6+M_m)(1+\ \ _5)\hat{k}(\hat{p}_2+m_0)]$$

$$Tr[\hat{\ }_2(\hat{q}+m_0)\hat{\ }_1(\hat{p}_1+m_0)(1+\ \ _5)\hat{k}(\hat{p}_3+m_0)];$$

$$A(1;\ \ 1;\ \ 1;1;\ \ 1;\ \ 1)=Tr[\hat{\ }_1(\hat{p}_4+m_0)(1\ \ \ _5)\hat{\ }\hat{k}(\hat{p}_2+m_0)]$$

$$Tr[\hat{\ }_2(\hat{q}_1+m_0)\hat{\ }_1(\hat{p}_1+m_0)(1\quad{}_5)\hat{\ }\hat{k}(\hat{p}_3+m_0)]$$

$$Tr[\hat{\ }_2(\hat{p}_6+M_m)(1\quad{}_5)\hat{\ }\hat{k}(\hat{p}_5+M_m)];$$

$$A(1;\ 1;\ 1;1;\ 1;1)=Tr[\hat{\ }_1(\hat{p}_4+m_0)(1\quad{}_5)\hat{\ }\hat{k}(\hat{p}_2+m_0)]$$

$$Tr[\hat{\ }_2(\hat{q}_1+m_0)\hat{\ }_1(\hat{p}_1+m_0)(1\quad{}_5)\hat{\ }\hat{k}(\hat{p}_3+m_0)]$$

$$Tr[\hat{\ }_2(\hat{p}_6+M_m)(1+{}_5)\hat{k}(\hat{p}_5+M_m)];$$

$$A(1;\ 1;\ 1;1;1;\ 1)=Tr[\hat{\ }_1(\hat{p}_4+m_0)(1\quad{}_5)\hat{\ }\hat{k}(\hat{p}_2+m_0)]$$

$$Tr[\hat{\ }_2(\hat{q}_1+m_0)\hat{\ }_1(\hat{p}_1+m_0)(1\quad{}_5)\hat{\ }\hat{k}(\hat{p}_3+m_0)]$$

$$Tr[\hat{\ }_2(\hat{p}_6+M_m)(1\quad{}_5)\hat{k}(\hat{p}_5+M_m)];$$

$$A(1;\ 1;\ 1;1;1;1)=Tr[\hat{\ }_1(\hat{p}_4+m_0)(1\quad{}_5)\hat{k}(\hat{p}_5+M_m)$$

$$\hat{\ }_2(\hat{p}_6+M_m)(1+{}_5)\hat{k}(\hat{p}_2+m_0)]$$

$$Tr[\hat{\ }_2(\hat{q}_1+m_0)\hat{\ }_1(\hat{p}_1+m_0)(1\quad{}_5)\hat{\ }\hat{k}(\hat{p}_3+m_0)];$$

$$A(1;\ 1;1;\ 1;\ 1;\ 1)=Tr[\hat{\ }_1(\hat{p}_4+m_0)(1\quad{}_5)\hat{k}(\hat{p}_3+m_0)$$

$$\hat{\ }_2(\hat{q}_1+m_0)\hat{\ }_1(\hat{p}_1+m_0)(1+{}_5)\hat{k}(\hat{p}_2+m_0)]$$

$$Tr[\hat{\ }_2(\hat{p}_6+M_m)(1\quad{}_5)\hat{\ }\hat{k}(\hat{p}_5+M_m)];$$

$$A(1;\ 1;1;\ 1;\ 1;1)=Tr[\hat{\ }_1(\hat{p}_4+m_0)(1\quad{}_5)\hat{k}(\hat{p}_3+m_0)$$

$$\hat{\ }_2(\hat{q}_1+m_0)\hat{\ }_1(\hat{p}_1+m_0)(1+{}_5)\hat{k}(\hat{p}_2+m_0)]$$

$$Tr[\hat{\ }_2(\hat{p}_6+M_m)(1+{}_5)\hat{k}(\hat{p}_5+M_m)];$$

$$A(1;\ 1;1;\ 1;1;\ 1)=Tr[\hat{\ }_1(\hat{p}_4+m_0)(1\quad{}_5)\hat{k}(\hat{p}_3+m_0)$$

$$\hat{\ }_2(\hat{q}_1+m_0)\hat{\ }_1(\hat{p}_1+m_0)(1+{}_5)\hat{k}(\hat{p}_2+m_0)]$$

$$Tr[\hat{\ }_2(\hat{p}_6+M_m)(1\quad{}_5)\hat{k}(\hat{p}_5+M_m)];$$

$$A(1;\ 1;1;1;\ 1;1)=Tr[\hat{\ }_1(\hat{p}_4+m_0)(1\quad{}_5)\hat{k}(\hat{p}_3+m_0)$$

$$\hat{\ }_2(\hat{q}_1+m_0)\hat{\ }_1(\hat{p}_1+m_0)(1+{}_5)\hat{k}(\hat{p}_2+m_0)]$$

$$Tr[\hat{\ }_2(\hat{p}_6+M_m)(\ 1)(1+{}_5)\hat{\ }\hat{k}(\hat{p}_5+M_m)];$$

$$A(1;\ 1;1;1;\ 1;\ 1)=Tr[\hat{\ }_1(\hat{p}_4+m_0)(1\quad{}_5)\hat{\ }\hat{k}(\hat{p}_2+m_0)]$$

$$Tr[\hat{\ }_2(\hat{q}_1+m_0)\hat{\ }_1(\hat{p}_1+m_0)(1\quad{}_5)\hat{k}(\hat{p}_3+m_0)]$$

$$Tr[\hat{\ }_2(\hat{p}_6+M_m)(1\quad{}_5)\hat{\ }\hat{k}(\hat{p}_5+M_m)];$$

$$A(1;\ 1;1;1;\ 1;1)=Tr[\hat{\ }_1(\hat{p}_4+m_0)(1\quad{}_5)\hat{\ }\hat{k}(\hat{p}_2+m_0)]$$

$$Tr[\hat{\ }_2(\hat{q}_1+m_0)\hat{\ }_1(\hat{p}_1+m_0)(1\quad{}_5)\hat{k}(\hat{p}_3+m_0)]$$

$$Tr[\hat{\ }_2(\hat{p}_6+M_m)(1+{}_5)\hat{k}(\hat{p}_5+M_m)];$$

$$A(1;\ 1;1;1;1;\ 1)=Tr[\hat{\ }_1(\hat{p}_4+m_0)(1\quad{}_5)\hat{\ }\hat{k}(\hat{p}_2+m_0)]$$

$$Tr[\hat{\ }_2(\hat{q}_1+m_0)\hat{\ }_1(\hat{p}_1+m_0)(1\quad{}_5)\hat{k}(\hat{p}_3+m_0)]$$

$$Tr[\hat{\ }_2(\hat{p}_6+M_m)(1\quad{}_5)\hat{k}(\hat{p}_5+M_m)];$$

$$A(1;\ 1;1;1;1;1)=Tr[\hat{\ }_1(\hat{p}_4+m_0)(1\quad{}_5)\hat{k}(\hat{p}_5+M_m)$$

$$\hat{}_2(\hat{p}_6 + M_m)(1 + \ _5)\hat{k}(\hat{p}_2 + m_0)]$$

$$Tr[\hat{}_2(\hat{q} + m_0)\hat{}_1(\hat{p}_1 + m_0)(1 \ \ _5)\hat{k}(\hat{p}_3 + m_0)];$$

$$A(1;1;\ 1;\ 1;\ 1;\ 1) = Tr[\hat{}_1(\hat{p}_4 + m_0)(1 + \ _5)\hat{k}(\hat{p}_2 + m_0)]$$

$$Tr[\hat{}_2(\hat{q} + m_0)\hat{}_1(\hat{p}_1 + m_0)(1 + \ _5)\hat{k}(\hat{p}_3 + m_0)]$$

$$Tr[\hat{}_2(\hat{p}_6 + M_m)(1 \ \ _5)\hat{}\hat{k}(\hat{p}_5 + M_m)];$$

$$A(1;1;\ 1;\ 1;\ 1;1) = Tr[\hat{}_1(\hat{p}_4 + m_0)(1 + \ _5)\hat{k}(\hat{p}_2 + m_0)]$$

$$Tr[\hat{}_2(\hat{q} + m_0)\hat{}_1(\hat{p}_1 + m_0)(1 + \ _5)\hat{k}(\hat{p}_3 + m_0)]$$

$$Tr[\hat{}_2(\hat{p}_6 + M_m)(1 + \ _5)\hat{k}(\hat{p}_5 + M_m)];$$

$$A(1;1;\ 1;\ 1;1;\ 1) = Tr[\hat{}_1(\hat{p}_4 + m_0)(1 + \ _5)\hat{k}(\hat{p}_2 + m_0)]$$

$$Tr[\hat{}_2(\hat{q} + m_0)\hat{}_1(\hat{p}_1 + m_0)(1 + \ _5)\hat{k}(\hat{p}_3 + m_0)]$$

$$Tr[\hat{}_2(\hat{p}_6 + M_m)(1 \ \ _5)\hat{k}(\hat{p}_5 + M_m)];$$

$$A(1;1;\ 1;\ 1;1;1) = Tr[\hat{}_1(\hat{p}_4 + m_0)(1 + \ _5)\hat{k}(\hat{p}_2 + m_0)]$$

$$Tr[\hat{}_2(\hat{q} + m_0)\hat{}_1(\hat{p}_1 + m_0)(1 + \ _5)\hat{k}(\hat{p}_3 + m_0)]$$

$$Tr[\hat{}_2(\hat{p}_6 + M_m)(\ 1)(1 + \ _5)\hat{}\hat{k}(\hat{p}_5 + M_m)];$$

$$A(1;1;\ 1;1;\ 1;\ 1) = Tr[\hat{}_1(\hat{p}_4 + m_0)(1 + \ _5)\hat{k}(\hat{p}_2 + m_0)]$$

$$Tr[\hat{}_2(\hat{q} + m_0)\hat{}_1(\hat{p}_1 + m_0)(1 \ \ _5)\hat{}\hat{k}(\hat{p}_3 + m_0)]$$

$$Tr[\hat{}_2(\hat{p}_6 + M_m)(1 \ \ _5)\hat{}\hat{k}(\hat{p}_5 + M_m)];$$

$$A(1;1;\ 1;1;\ 1;1) = Tr[\hat{}_1(\hat{p}_4 + m_0)(1 + \ _5)\hat{k}(\hat{p}_2 + m_0)]$$

$$Tr[\hat{}_2(\hat{q} + m_0)\hat{}_1(\hat{p}_1 + m_0)(1 \ \ _5)\hat{}\hat{k}(\hat{p}_3 + m_0)]$$

$$Tr[\hat{}_2(\hat{p}_6 + M_m)(1 + \ _5)\hat{k}(\hat{p}_5 + M_m)];$$

$$A(1;1;\ 1;1;1;\ 1) = Tr[\hat{}_1(\hat{p}_4 + m_0)(1 + \ _5)\hat{k}(\hat{p}_2 + m_0)]$$

$$Tr[\hat{}_2(\hat{q} + m_0)\hat{}_1(\hat{p}_1 + m_0)(1 \ \ _5)\hat{}\hat{k}(\hat{p}_3 + m_0)]$$

$$Tr[\hat{}_2(\hat{p}_6 + M_m)(1 \ \ _5)\hat{k}(\hat{p}_5 + M_m)];$$

$$A(1;1;\ 1;1;1;1) = Tr[\hat{}_1(\hat{p}_4 + m_0)(1 + \ _5)\hat{k}(\hat{p}_2 + m_0)]$$

$$Tr[\hat{}_2(\hat{q} + m_0)\hat{}_1(\hat{p}_1 + m_0)(1 \ \ _5)\hat{k}(\hat{p}_5 + M_m)$$

$$\hat{}_2(\hat{p}_6 + M_m)(1 + \ _5)\hat{k}(\hat{p}_3 + m_0)];$$

$$A(1;1;1;\ 1;\ 1;\ 1) = Tr[\hat{}_1(\hat{p}_4 + m_0)(1 + \ _5)\hat{k}(\hat{p}_2 + m_0)]$$

$$Tr[\hat{}_2(\hat{q} + m_0)\hat{}_1(\hat{p}_1 + m_0)(1 + \ _5)\hat{k}(\hat{p}_5 + M_m)$$

$$\hat{}_2(\hat{p}_6 + M_m)(1 \ \ _5)\hat{k}(\hat{p}_3 + m_0)];$$

$$A(1;1;1;\ 1;\ 1;1) = Tr[\hat{}_1(\hat{p}_4 + m_0)(1 + \ _5)\hat{k}(\hat{p}_2 + m_0)]$$

$$Tr[\hat{}_2(\hat{q} + m_0)\hat{}_1(\hat{p}_1 + m_0)(\ 1)(1 + \ _5)\hat{}\hat{k}(\hat{p}_3 + m_0)]$$

$$Tr[\hat{}_2(\hat{p}_6 + M_m)(1 + \ _5)\hat{k}(\hat{p}_5 + M_m)];$$

$$A(1;1;1;\ 1;1;\ 1) = Tr[\hat{}_1(\hat{p}_4 + m_0)(1 + \ _5)\hat{k}(\hat{p}_2 + m_0)]$$

$$Tr[\hat{\gamma}_2(\hat{q}_1+m_0)\hat{\gamma}_1(\hat{p}_1+m_0)(\gamma_1)(1+\gamma_5)\hat{\gamma}\hat{k}(\hat{p}_3+m_0)]$$

$$Tr[\hat{\gamma}_2(\hat{p}_6+M_m)(1-\gamma_5)\hat{k}(\hat{p}_5+M_m)];$$

$$A(1;1;1;\gamma_1;1;1)=Tr[\hat{\gamma}_1(\hat{p}_4+m_0)(1+\gamma_5)\hat{k}(\hat{p}_2+m_0)]$$

$$Tr[\hat{\gamma}_2(\hat{q}_1+m_0)\hat{\gamma}_1(\hat{p}_1+m_0)(\gamma_1)(1+\gamma_5)\hat{\gamma}\hat{k}(\hat{p}_3+m_0)]$$

$$Tr[\hat{\gamma}_2(\hat{p}_6+M_m)(\gamma_1)(1+\gamma_5)\hat{\gamma}\hat{k}(\hat{p}_5+M_m)];$$

$$A(1;1;1;1;\gamma_1;\gamma_1)=Tr[\hat{\gamma}_1(\hat{p}_4+m_0)(1+\gamma_5)\hat{k}(\hat{p}_2+m_0)]$$

$$Tr[\hat{\gamma}_2(\hat{q}_1+m_0)\hat{\gamma}_1(\hat{p}_1+m_0)(1-\gamma_5)\hat{k}(\hat{p}_3+m_0)]$$

$$Tr[\hat{\gamma}_2(\hat{p}_6+M_m)(1-\gamma_5)\hat{\gamma}\hat{k}(\hat{p}_5+M_m)];$$

$$A(1;1;1;1;\gamma_1;1)=Tr[\hat{\gamma}_1(\hat{p}_4+m_0)(1+\gamma_5)\hat{k}(\hat{p}_2+m_0)]$$

$$Tr[\hat{\gamma}_2(\hat{q}_1+m_0)\hat{\gamma}_1(\hat{p}_1+m_0)(1-\gamma_5)\hat{k}(\hat{p}_3+m_0)]$$

$$Tr[\hat{\gamma}_2(\hat{p}_6+M_m)(1+\gamma_5)\hat{k}(\hat{p}_5+M_m)];$$

$$A(1;1;1;1;1;\gamma_1)=Tr[\hat{\gamma}_1(\hat{p}_4+m_0)(1+\gamma_5)\hat{k}(\hat{p}_2+m_0)]$$

$$Tr[\hat{\gamma}_2(\hat{q}_1+m_0)\hat{\gamma}_1(\hat{p}_1+m_0)(1-\gamma_5)\hat{k}(\hat{p}_3+m_0)]$$

$$Tr[\hat{\gamma}_2(\hat{p}_6+M_m)(1-\gamma_5)\hat{k}(\hat{p}_5+M_m)];$$

$$A(1;1;1;1;1;1)=Tr[\hat{\gamma}_1(\hat{p}_4+m_0)(1+\gamma_5)\hat{k}(\hat{p}_2+m_0)]$$

$$Tr[\hat{\gamma}_2(\hat{q}_1+m_0)\hat{\gamma}_1(\hat{p}_1+m_0)(1-\gamma_5)\hat{k}(\hat{p}_3+m_0)]$$

$$Tr[\hat{\gamma}_2(\hat{p}_6+M_m)(\gamma_1)(1+\gamma_5)\hat{\gamma}\hat{k}(\hat{p}_5+M_m)]:$$

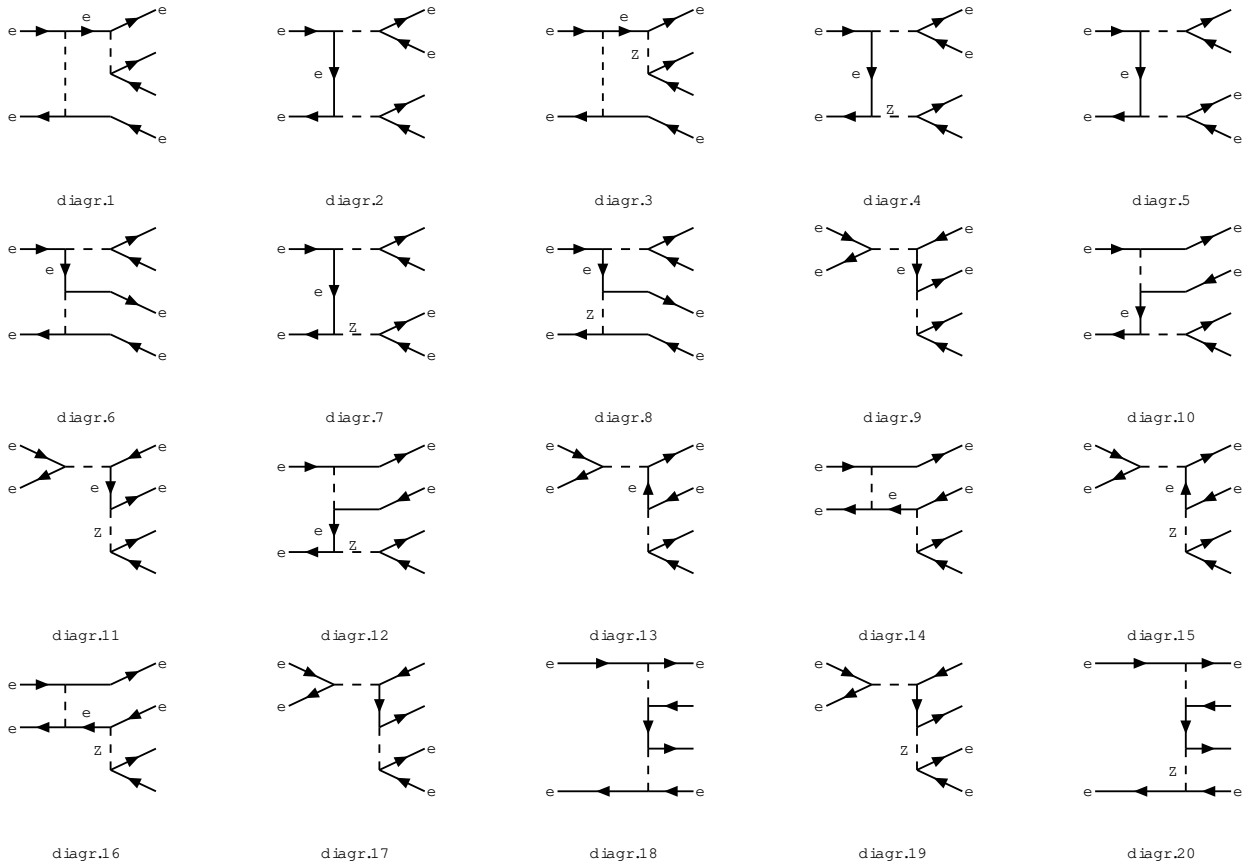

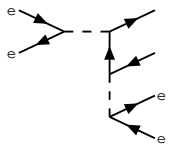

diagr.21

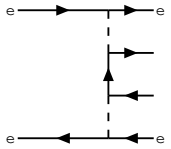

diagr.22

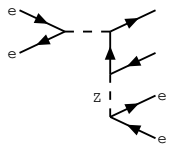

diagr.23

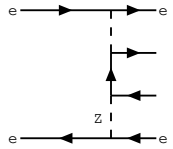

diagr.24

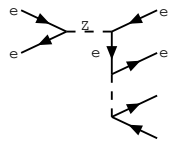

diagr.25

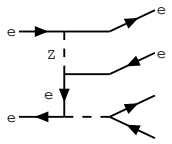

diagr.26

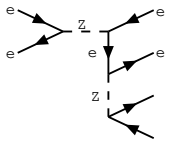

diagr.27

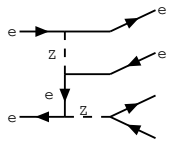

diagr.28

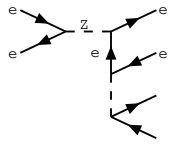

diagr.29

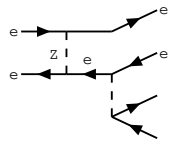

diagr.30

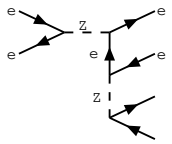

diagr.31

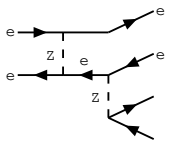

diagr.32

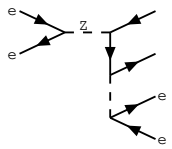

diagr.33

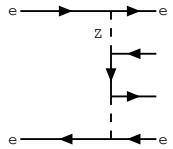

diagr.34

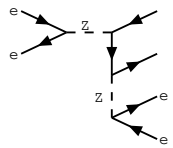

diagr.35

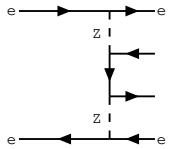

diagr.36

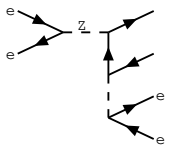

diagr.37

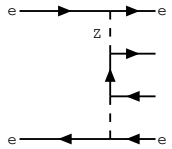

diagr.38

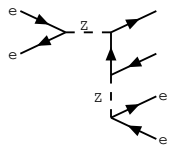

diagr.39

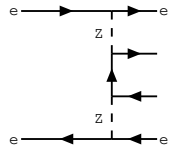

diagr.40

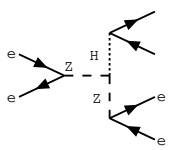

diagr.41

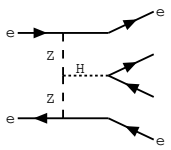

diagr.42

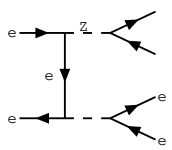

diagr.43

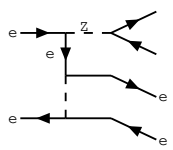

diagr.44

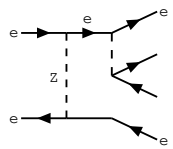

diagr.45

diagr.46

diagr.47

diagr.48

diagr.49

diagr.50