

Double sneutrino inflation and its phenomenologies

Xiao-Jun Bi,^{*} Bo Feng,[†] and Xinmin Zhang[‡]

Institute of High Energy Physics, Chinese Academy of Sciences,

P.O. Box 918-4, Beijing 100039, People's Republic of China

(Dated: May 22, 2019)

Abstract

In this paper we study double scalar neutrino inflation in the minimal supersymmetric seesaw model in light of WMAP. Inflation in this model is firstly driven by the heavier sneutrino field \tilde{N}_2 and then the lighter field \tilde{N}_1 . we will show that with the mass ratio $6 \lesssim M_2/M_1 \lesssim 10$ the model predicts a suppressed primordial scalar spectrum around the largest scales and the predicted CMB TT quadrupole is much better suppressed than the single sneutrino model. So this model is more favored than the single sneutrino inflation model. We then consider the implications of the model on the reheating temperature, leptogenesis and lepton flavor violation. Our results show that the seesaw parameters are constrained strongly by the reheating temperature, together with the requirement by a successful inflation. The mixing between the first generation and the other two generations in the right-handed neutrino sector is tiny. The rates of lepton flavor violating processes in our scenario depend on only 4 unknown seesaw parameters through a 'reduced' seesaw formula, besides U_{e3} and the supersymmetric parameters. We find that the branching ratio of $\mu \rightarrow e\gamma$ is generally near the present experimental limit, while $\text{Br}(\tau \rightarrow \mu\gamma)$ is around $\mathcal{O}(10^{-10} - 10^{-9})$.

^{*}Email: bixj@mail.ihep.ac.cn

[†]Email: fengbo@mail.ihep.ac.cn

[‡]Email: xmzhang@mail.ihep.ac.cn

I. INTRODUCTION

It is widely accepted today that the early universe has experienced an era of accelerated expansion known as inflation [1]. Inflationary universe has solved many problems of the standard hot big-bang cosmology, such as the flatness and horizon problems. In addition, it provides a causal interpretation for the origin of the density fluctuations in the Cosmic Microwave Background (CMB) and large scale structure (LSS).

Among current inflation models, sneutrino chaotic inflation[2, 3] is one of the promising physical candidates where inflation is driven by the superpartner of the right-handed (RH) neutrino. In this scenario, no extra inflaton scalar field is needed, besides the RH sneutrinos, which are necessary to explain the tiny neutrino mass[4] in the minimal supersymmetric seesaw mechanism[5]. Baryon number asymmetry via leptogenesis[6] can also be easily realized in this framework.

The single sneutrino inflation model predicts a near scale invariant primordial power spectrum. Despite the fact that the scale invariant primordial spectrum is consistent with current Wilkinson Microwave Anisotropy Probe (WMAP) observations [7], it is noted that there might be possible discrepancies between predictions and observations on the largest and smallest scales. WMAP data show a low TT quadrupole [8] as previously detected by COBE[9]. In Ref.[10] Peiris et al. find that WMAP data alone favor a large running of the spectral index from blue to red at $\gtrsim 1.5\sigma$ with $dn_S/d\ln k = -0.077^{+0.050}_{-0.052}$. When adding LSS data of 2DFGRS[11] the running is more favored with $dn_S/d\ln k = -0.075^{+0.044}_{-0.045}$.

The most proper way to get the shape of the spectrum from observations should be the primordial spectrum reconstruction[12, 13, 14]. A detailed reconstruction of the power spectrum by Mukherjee and Wang[12] shows that a running of the index is favored. Ref.[13] reconstructs the primordial spectrum with WMAP data and the shape of the matter power spectrum from 2DFGRS[11]. The authors attribute the need for the running to the first three CMB multipoles $l = 2, 3, 4$. They introduce power-law spectrum with a cut at large scales and find a non-vanishing cutoff is favored at $\gtrsim 1.5\sigma$.

The statistical level of the low CMB multipoles has been discussed widely[15, 16] and many models have been built to achieve the suppressed CMB multipoles[17, 18, 19]. Although the confidence level of spectral index running is not very high, if stands, it would severely constrain inflation model buildings[19, 20, 21] and the single field sneutrino chaotic

inflation model would be in great challenge¹.

Recently we have considered a double inflation model[18, 23]:

$$V(\phi_1, \phi_2) = \frac{1}{2}m_1^2\phi_1^2 + \frac{1}{2}m_2^2\phi_2^2, \quad (1)$$

where inflation is driven firstly by the heavier inflaton ϕ_2 , then the lighter field ϕ_1 . But there is no interruption in between. This model solves the problems of flatness *etc.* and generates a primordial spectrum suppressed at certain small k values. The CMB quadrupole predicted can be much lower than the standard power-law Λ CDM model. Recently, it is shown by Kamionkowski et al.[24] that the cross-correlation between the CMB and an all-sky cosmic-shear map will be enhanced by such a primordial spectrum, and this may be observable at $2 - 3\sigma$ [25]. The suppressed CMB multipoles can also lead to many other observable consequences[26].

In the present work, we consider the case that the two inflaton fields consist of the two lighter sneutrinos, \tilde{N}_1 and \tilde{N}_2 in the minimal supersymmetric seesaw model, while the heaviest one, \tilde{N}_3 , does not contribute to inflation. By fitting the resulted primordial spectrum to the WMAP data in the next section, we get the preferred two sneutrino masses, M_1 and M_2 . We find that the double sneutrino model is more favored than the single sneutrino model at about 1.5σ level. In section III, we first present our parameterization of the seesaw model and then analyze the implications of this model on the reheating temperature, leptogenesis and lepton flavor violation, *etc.* We find the reheating temperature, constrained by the gravitino problem[27] to be below $\mathcal{O}(10^{10}GeV)$, gives very strong constraint on the seesaw parameter space and our analysis is greatly simplified then. Different from a random sampling on the 9-dimensional unknown seesaw parameter space in Ref. [3], we can show the seesaw parameter dependence of the predicted lepton flavor violating rate explicitly. Our analysis shows that there is no direct connection between leptogenesis and LFV in this model. Non-thermal leptogenesis is easily to be achieved via the sneutrino inflaton decay. Only hierarchical neutrino mass spectrum at low energy can be produced and the neutrino-less double beta decay[28] can not be explained by the effective Majorana neutrino mass in the model.

¹ Several authors in the literature have fitted WMAP using different codes or adding various CMB and LSS data, they give consistent results[13, 22] but with less hints for running of the spectral index.

II. DOUBLE CHAOTIC SNEUTRINO INFLATION

The evolution of the background fields for double sneutrino inflation is described by the Klein-Gordon equation²:

$$\ddot{\phi}_I + 3H\dot{\phi}_I + V_{\phi_I} = 0 , \quad (2)$$

and the Friedmann equation:

$$H^2 = \left(\frac{\dot{a}}{a}\right)^2 = \frac{8\pi G}{3} \left[\frac{1}{2}\dot{\phi}_1^2 + \frac{1}{2}\dot{\phi}_2^2 + V \right] , \quad (3)$$

where $I = 1, 2$, a is the scale factor, the dot stands for time derivative and $V_x = \partial V / \partial x$. Defining the adiabatic field σ and its perturbation as [29]:

$$\begin{aligned} \dot{\sigma} &= (\cos \theta)\dot{\phi}_1 + (\sin \theta)\dot{\phi}_2 , \\ \delta\sigma &= (\cos \theta)\delta\phi_1 + (\sin \theta)\delta\phi_2 , \end{aligned} \quad (4)$$

with

$$\cos \theta = -\frac{\dot{\phi}_2}{\sqrt{\dot{\phi}_1^2 + \dot{\phi}_2^2}} , \quad \sin \theta = -\frac{\dot{\phi}_1}{\sqrt{\dot{\phi}_1^2 + \dot{\phi}_2^2}} . \quad (5)$$

The background equations (2) and (3) become

$$\begin{aligned} H^2 &= \frac{8\pi G}{3} \left(\frac{1}{2}\dot{\sigma}^2 + V \right) , \\ \ddot{\sigma} + 3H\dot{\sigma} + V_{\sigma} &= 0 , \end{aligned} \quad (6)$$

where $V_{\sigma} = (\cos \theta)V_{\phi_1} + (\sin \theta)V_{\phi_2}$. We assume an adiabatic initial condition between the perturbations $\delta\phi_1$ and $\delta\phi_2$:

$$\frac{\delta\phi_1}{\dot{\phi}_1} = \frac{\delta\phi_2}{\dot{\phi}_2} . \quad (7)$$

As shown in Ref.[29], if the initial perturbation is adiabatic, it will remain adiabatic on large scales during inflation. In this sense, inflation is equivalently driven by a single inflaton σ with the effective potential $V(\sigma) = V(\phi_1) + V(\phi_2)$. The basic picture of inflation and perturbation in our model is: the heavy inflaton ϕ_2 rolls slowly down its potential and starts to oscillate when the Hubble expansion rate is around its mass $H \sim M_2$, while ϕ_1 remains slow rolling and $V(\phi_1)$ comes to dominate the inflaton energy density. Hence, inflation is not suspended during the transition.

² To be consistent with the usual convention, in this section, we use ϕ_I to represent the inflatons, the sneutrinos here, instead of the symbol \tilde{N}_I .

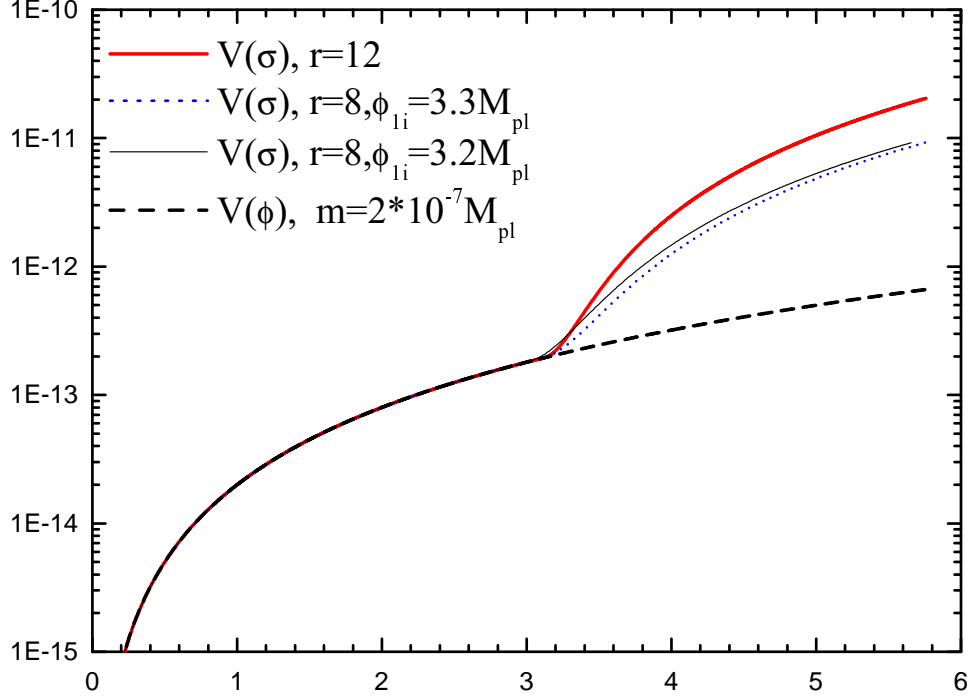


FIG. 1: Effective potentials $V(\sigma)$ together with $V(\phi_1)$. The horizontal axis is the value of inflaton ϕ_1 or σ , in unit of M_{pl} . The vertical axis delineates the inflaton potential, in unit of M_{pl}^4 .

The effective potential $V(\sigma)$, as well as the background evolution, is determined by the initial values of ϕ_1 , ϕ_2 (i.e. ϕ_{1i} and ϕ_{2i}) and their masses M_1 and M_2 (or equivalently M_1 and $r \equiv M_2/M_1$). As the heavier inflaton oscillates, $|\dot{\phi}_2| \propto a^{-\frac{3}{2}}$, $V(\phi_2) \propto a^{-3}$, and becomes negligible, one has $\dot{\sigma} = \dot{\phi}_1$ and $V(\sigma) = V(\phi_1)$. Therefore, the value of σ can be set equal to ϕ_1 and they would have the same potentials. In Fig.1 we show the effective potential $V(\sigma)$ as well as $V(\phi_1)$. $V(\sigma)$ becomes sharper as r increases and the initial value of ϕ_1 would also change the shape of the effective potential.

We notice, from Fig. 1, $\dot{\sigma}$ achieves a large value during the transition time and the scalar power perturbation is suppressed via the slow-rolling(SR) formula $P_S \propto (\frac{H^2}{2\pi\dot{\sigma}})^2$. The SR parameters ϵ and δ during the transition are

$$\epsilon \equiv -\frac{\dot{H}}{H^2} = 4\pi G \left(\frac{\dot{\sigma}}{H}\right)^2 \approx \frac{3}{2} \frac{\dot{\phi}_2^2}{\rho_{\phi_1} + \rho_{\phi_2}}, \quad (8)$$

and

$$\delta \equiv \frac{\ddot{\sigma}}{H\dot{\sigma}} = \frac{\dot{\phi}_1\ddot{\phi}_1 + \dot{\phi}_2\ddot{\phi}_2}{H(\dot{\phi}_1^2 + \dot{\phi}_2^2)} \approx -\frac{3\dot{\phi}_2^2}{\dot{\phi}_1^2 + \dot{\phi}_2^2}. \quad (9)$$

We notice that when ϕ_2 oscillates, $\rho_{\phi_2} \sim \dot{\phi}_2^2 \propto a^{-3}$, ϵ and $-\delta$ reach their local maximum values. One can also find the maximum value $(-\delta)_{max} > \epsilon_{max}$. In the extreme limit when $V(\phi_1)$ is negligible during the transition one has $(-\delta)_{max} = 3$ and $\epsilon_{max} = 1.5$. Regarding the fore-mentioned four parameters, the ratio $r \equiv M_2/M_1$ and the initial value of ϕ_1 , determine the locations and values of $-\delta_{max}$ and ϵ_{max} . The maximal values are mainly determined by r . If the ratio r is too small (e.g. $1 \leq r \lesssim 3$) the above picture cannot be realized because both fields would take effect during inflation and neither is negligible. While r is too large (e.g. $r \gtrsim 11$) one gets $1 + \epsilon + \delta < 0$ during the transition and superhorizon effects[30] would take place. The perturbations do get suppressed at some smaller k but enhanced around certain larger k values. Under such circumstances the whole effect might be negative to achieve small CMB TT quadrupole. The need that $P_S(k)$ be suppressed at small k requires some tuning of the initial value of ϕ_1 . M_1 determines the amplitude of the perturbation and is normalized by the current observations. The initial value of ϕ_2 is arbitrary with a weak prior to provide enough number of $e - folding$ to solve the flatness problem.

As our model parameters lie in the region where SR approximation does not work well, we calculate the primordial scalar and tensor spectra using mode by mode integrations[18, 20, 31]. We denote the scale where P_S arrives around its local maximum as k_f and tune the initial ϕ_1 to get $N(k_f) \sim 55$. In Fig. 2 we show the numerical results of the scalar and tensor spectra for $r = 3.5, 9$ and 11.5 . One can see that, for $r = 3.5$, the spectra is almost featureless while well suppressed scalar spectra have been generated for $r = 9$ and 11.5 . For the example of $r = 11.5$ P_S is enhanced around k_f due to the superhorizon contributions[30].

We then fit the resulting primordial spectra to the current WMAP TT and TE data. As shown in Refs.[32, 33], in such inflation models one cannot know the exact values of k_f due to the uncertainty in the details of reheating. So $\ln k_f$ is another parameter in our model. Our fitting is similar to Ref.[18]: We fix $\Omega_b h^2 = 0.022$, $\Omega_m h^2 = 0.135$, $\tau_c = 0.17$, $\Omega_{tot} = 1$ [15] and set Ω_Λ and $\ln k_f$ as free parameters in our fit. Denoting $k_c = 7.0 \times 70./3/10^5 \approx 1.6 \times 10^{-3} \text{ Mpc}^{-1}$, we vary grid points with ranges $[0.68, 0.77]$, and $[-3, 5.]$ for Ω_Λ and $\ln(k_f/k_c)$, respectively. M_2/M_1 varies from 3.5 to 12 in step of 0.5. At each point in the grid we use subroutines derived from those made available by the WMAP team to evaluate

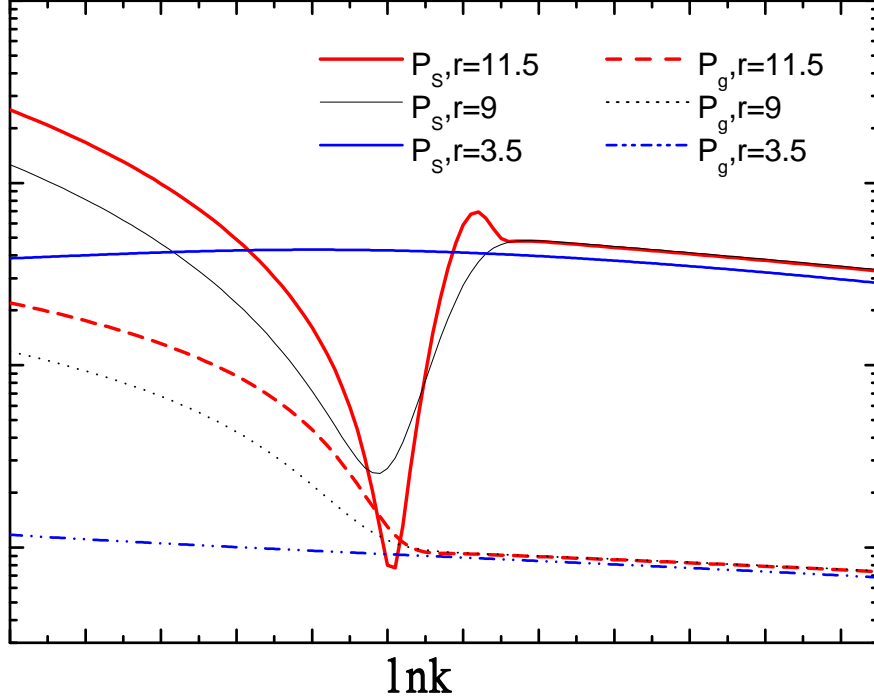


FIG. 2: Primordial scalar P_s and tensor spectra P_g for $r = 3.5, 9$ and 11.5 . The overall amplitude can be normalized by WMAP.

the likelihood with respect to the WMAP TT and TE data [34]. The overall amplitude of the primordial perturbations has been used as a continuous parameter.

In Fig. 3 we plot the resulting χ^2 values as functions of r and $\ln(k_f/k_c)$. The contours shown are for $\Delta\chi^2$ values giving 1.1, 2, and 3 σ contours for two parameter Gaussian distributions. As the location is rather hard to be fixed at exactly $N(k_f) = 55$, the figure is not very smooth as expected. Our main intention is to see how the primordial spectrum with a feature is favored by WMAP. This can be also seen in the one-dimensional marginalized distribution of $\ln(k_f/k_c)$ for each r . To see clearly how the feature is favored, we do not marginalize over r and show some of them in Fig. 4. For $r = 3.5$, $k_f \sim 0$ is favored and when $r = 7$, $\ln(k_f/k_c) = 3$ is favored at around 2σ . $k_f \sim 0$ is excluded at less than 1σ for $r = 4.5$ where P_s is not suppressed enough around k_f . While for $r \gtrsim 11$, P_s is enhanced around k_f and although nonzero k_f is favored for shown examples, $k_f \sim 0$ is excluded at less

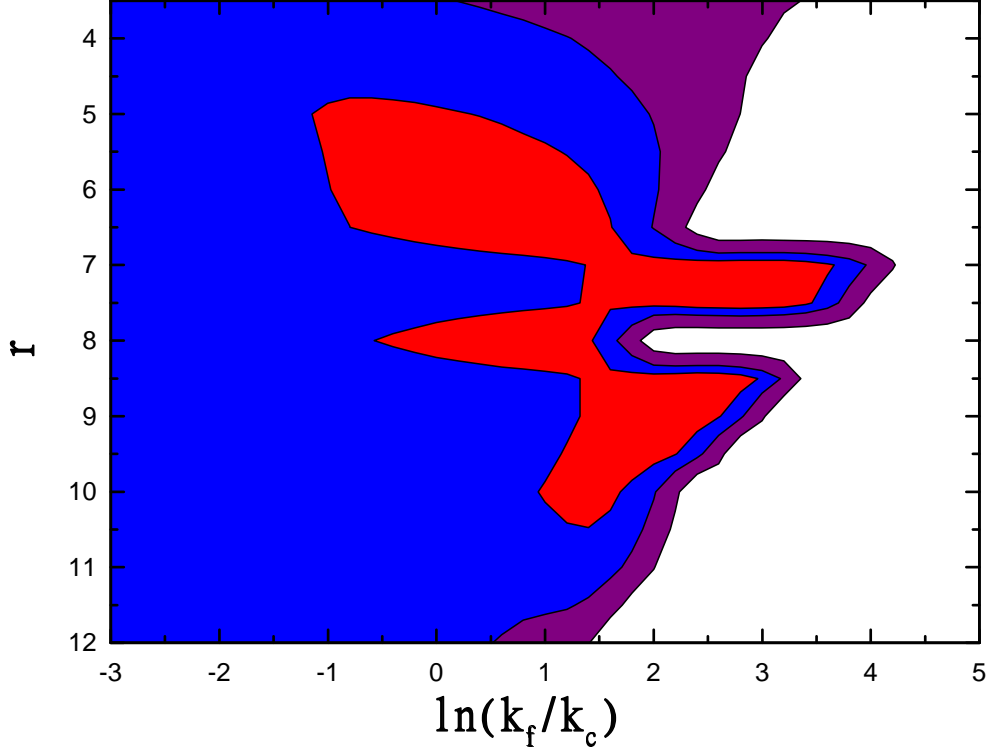


FIG. 3: Two-dimensional contours in the $r - \ln(k_f/k_c)$ plane for our grids of model. $k_c \approx 1.6 \times 10^{-3} \text{ Mpc}^{-1}$. The regions of different color show 1.1σ , 2 and 3σ confidence respectively.

than 1σ . We find that, for $6 \lesssim r \lesssim 10$, nonzero k_f is favored at $\gtrsim 1.5\sigma$. For the investigated parameter space with $3.5 \lesssim r \lesssim 12$ we have $P_S(0.05/\text{Mpc}) = 2.46 \sim 2.59 \times 10^{-9}$ at 2σ level. This gives $M_1 \sim 1.7 \times 10^{13} \text{ GeV}$.

A detailed analysis gives the e-folds number $N(k)$ before the end of inflation[32, 33]:

$$N(k) = 60.56 - \ln h - \ln \frac{k}{a_0 H_0} - \ln \frac{10^{16} \text{ GeV}}{\rho(k)^{1/4}} + \ln \frac{\rho(k)^{1/4}}{\rho_{end}^{1/4}} - \frac{1}{3} \ln \frac{\rho_{end}^{1/4}}{\rho_{RH}^{1/4}}, \quad (10)$$

where $\rho(k)$, ρ_{end} denote the inflaton potential at $k = aH$ and at the end of inflation respectively, ρ_{RH} is the energy density when reheating ends, resuming a standard big bang evolution. Since in our case there is a preferred scale $\ln(k_f/k_c)$ while $N(k_f)$ is fixed around 55, the reheating energy may be determined by the current observations. However, one can see that the location of k_f is mainly determined by the initial value of ϕ_1 . Once the initial ϕ_1 changes, $N(k_f)$ will change and the resulting ρ_{RH} would be different. We show the case

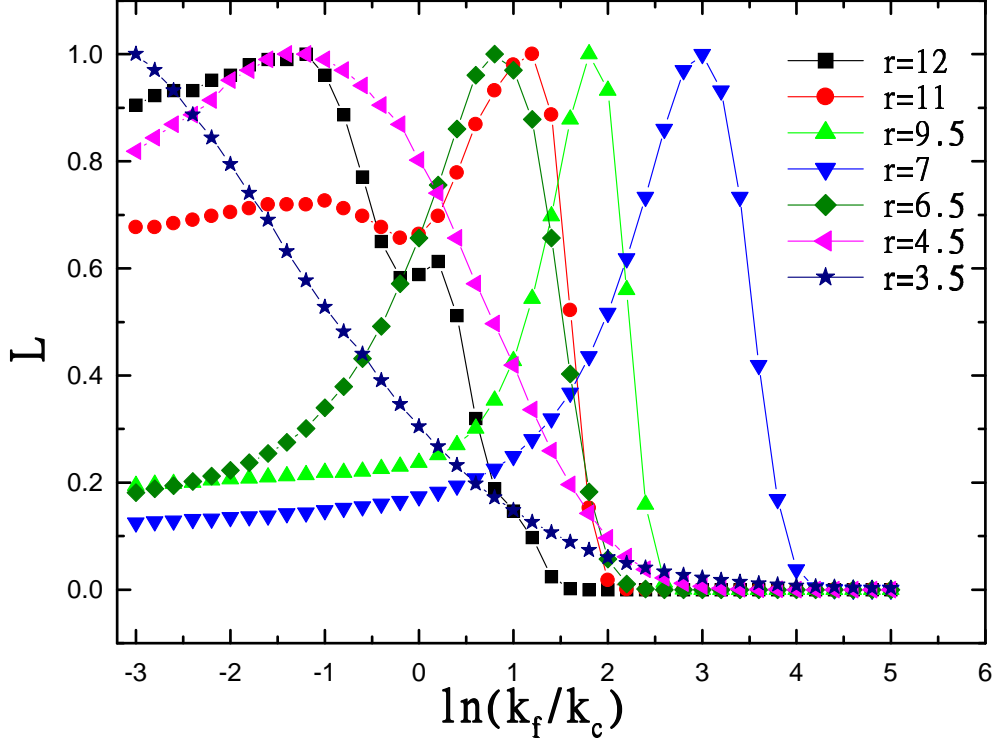


FIG. 4: One-dimensional marginalized distributions of $\ln(k_f/k_c)$ for $r = 3.5, 4.5, 6.5, 7, 9.5, 11$ and 12 .

in Fig. 5 as an example. For $r = 8$, $\phi_{1i} = 3.2$ and $3.3M_{pl}$ lead to $N(k_f) = 54.34$ and 59.06 respectively. We get $P_S \sim 2.5 \times 10^{-9}$ at 0.05 Mpc^{-1} , the resulting $\ln(k_f/k_c) = (-1.7, 1.3)$ and $(0.1, 1.9)$ at 2σ respectively. We also have $h \approx 0.73$, $\rho^{\frac{1}{4}}(0.05/\text{Mpc}) \sim 1.8 \times 10^{-3}M_{pl}$ and $\rho_{end}^{\frac{1}{4}} \sim 5.1 \times 10^{-4}M_{pl}$. Taking these to the models we get $\rho_{RH}^{\frac{1}{4}} = (8.5 \times 10^4 \text{ GeV}, 6.9 \times 10^8 \text{ GeV})$ and $(2.6 \times 10^{13} \text{ GeV}, 5.8 \times 10^{15} \text{ GeV})$ at 2σ for the two different ϕ_{1i} . Therefore, the reheating temperature is fully correlated with initial ϕ_1 in this model.

We get our minimum $\chi^2 = 1429.1$ when $r = 8.5$ and $\ln(k_f/k_c) = 2.4$. When compared with the standard power-law ΛCDM model, we have minimum $\chi^2 = 1432.7$ and $\Delta\chi^2 = -3.6$. For the single field chaotic inflation we get minimum $\chi^2 = 1432.9$, with $\Delta\chi^2 = -3.8$. However, in the sneutrino inflation, we have to set $\rho_{RH}^{\frac{1}{4}} \lesssim 10^{10} \text{ GeV}$ due to the gravitino problem[27]. In this case, we get $N(k_c) \lesssim 55.5$ and minimum $\chi^2 = 1433.2$, which gives $\Delta\chi^2 = -4.1$. In addition, there are only two parameters, the mass and $\ln(k_f/k_c)$, in the

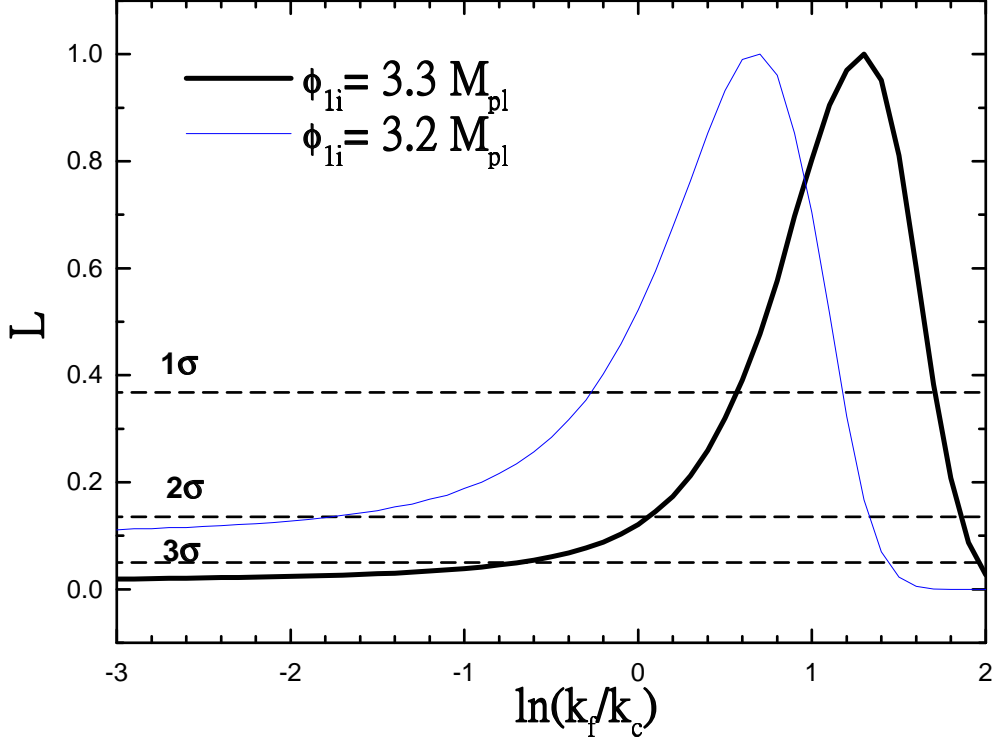


FIG. 5: One dimensional likelihoods of $r=8$, $\phi_{1i} = 3.2$ and $3.3 M_{pl}$.

single field sneutrino inflation model. This indicates our double sneutrino inflation is favored at $\sim 1.5\sigma$ by WMAP than the single field sneutrino inflation. In Fig. 6 we show the resulting CMB TT multipoles and two-point temperature correlation function for single and double field sneutrino inflation in our parameter space. One can see that the resulting CMB TT quadrupole and the correlation function at $\theta \gtrsim 60^\circ$ are much better suppressed in the double sneutrino inflation than in the single sneutrino model. In fact, the spectrum of the single field sneutrino inflation is equivalent to that in our double case with $r = 1$ and $\phi_{1i} = \phi_{2i}$. In this sense we get $6 \lesssim r \lesssim 10$ is favored at $\gtrsim 1.5\sigma$ ($\Delta\chi^2 \lesssim -2.3$) than $r = 1$ in double sneutrino inflation.

Finally, it is worth mentioning that we have also considered a double inflaton model with

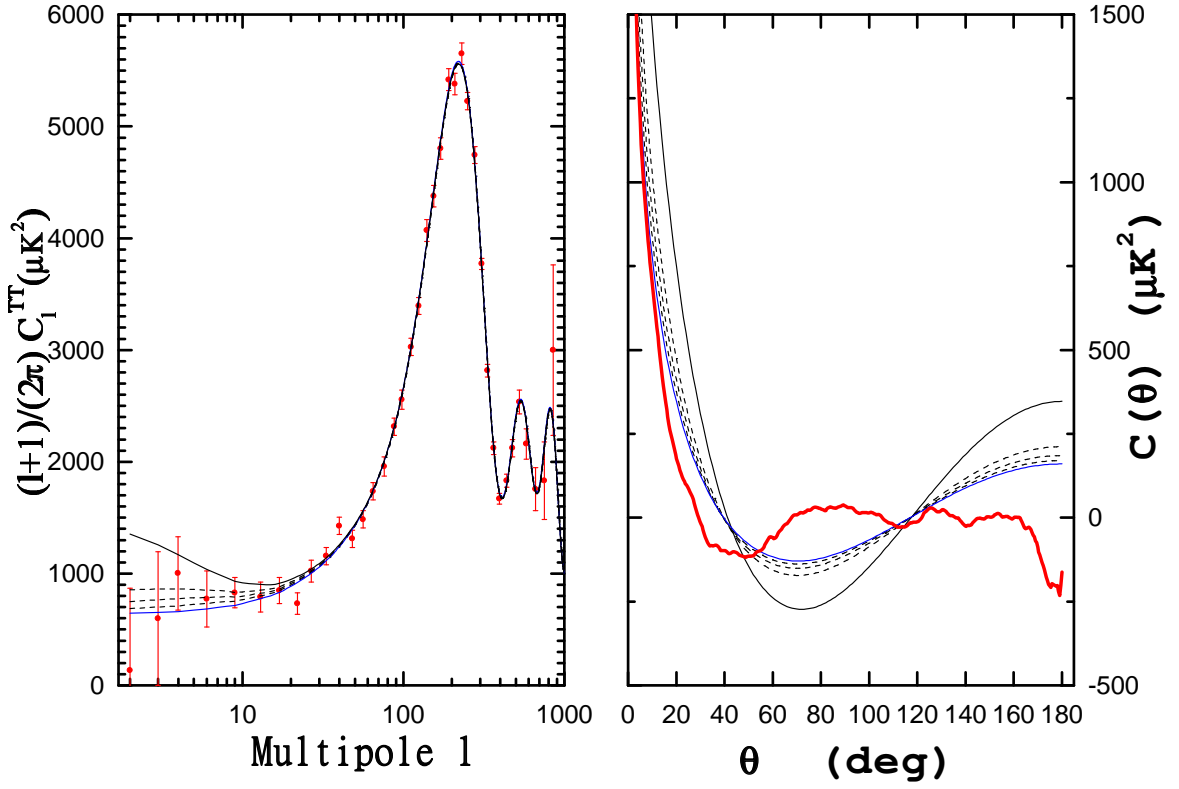


FIG. 6: CMB anisotropy and two-point temperature correlation function for single and double field sneutrino inflation. Left: From left top to bottom, the lines stand for single sneutrino inflation, double sneutrino inflation with $\ln(k_f/k_c) = 3.0, 3.2, 3.4$ and 3.6 . r is fixed at 8.5. Right: From right top to bottom, the lines stand for single sneutrino inflation, double sneutrino inflation with $\ln(k_f/k_c) = 3.0, 3.2, 3.4$ and 3.6 and the WMAP released data.

quartic potential³

$$V(\phi_1, \phi_2) = \lambda_1 \phi_1^4 + \lambda_2 \phi_2^4. \quad (11)$$

As we known, the quartic potential $\lambda\phi^4$ is disfavored by the current WMAP and LSS observations, because it has a larger tensor perturbation. Peiris *et al.* [10] fix the number of e-folding at 50 and find $\lambda\phi^4$ inflation model is excluded at more than 3σ by WMAP and 2DFGRS data. WMAP alone excludes $\lambda\phi^4$ inflation at more than 99% confidence level

³ The quartic term of sneutrino is absent in the minimal supersymmetric seesaw mechanism. These terms can arise if the RH neutrino Majorana mass is produced in the superpotential $\lambda\Phi NN$, with Φ another superfield whose vacuum expectation value generates the Majorana mass.

when $N \sim 50$. The discrepancy between the theoretical predictions and observations comes mainly from the contributions of small CMB multipoles. In the double inflaton quartic model, the CMB quadruples can also be well suppressed and the model is also favored by WMAP. We fix $N(k_f) = 50$ and run two codes, one with $\lambda_2/\lambda_1 = 6400$ and the other with $\lambda_2/\lambda_1 = 3600$ and fit the primordial scalar and tensor spectra to WMAP TT and TE data. We get minimum $\chi^2 = 1427.9$ and 1428 respectively. They work better than the double quadratic sneutrino inflation. Reheating temperature in this case cannot be restricted from WMAP, as shown in Ref.[35].

III. PHENOMENOLOGY

In the minimal seesaw mechanism, the right-handed sector is least known. However, in the double sneutrino inflation model, two neutrino masses M_1 and M_2 are constrained by the WMAP as shown in the previous section. In the following, we will study the phenomenological implications of this model, including the reheating temperature, leptogenesis, lepton flavor violation and neutrinoless double beta decay.

A. Parameterization of the minimal seesaw model

In this subsection we present our convention and parameterization of the minimal supersymmetric seesaw model. At the energy scales above the RH neutrino masses, the superpotential of the lepton sector is given by

$$W = Y_L^{ij*} \hat{H}_1 \hat{L}_i \hat{E}_j + Y_N^{ij*} \hat{H}_2 \hat{L}_i \hat{N}_j + \frac{1}{2} M_R^{ij*} \hat{N}_i \hat{N}_j + \mu \hat{H}_1 \hat{H}_2 \quad , \quad (12)$$

where Y_L and Y_N are the charged lepton and neutrino Yukawa coupling matrices, respectively, M_R is the Majorana mass matrix for the right-handed neutrinos, with i and j being the generation indices.

Generally, Y_L and Y_N can not be diagonalized simultaneously. This mismatch leads to the lepton flavor violating (LFV) interactions. The three matrices Y_L , Y_N and M_R can be diagonalized by

$$Y_L^\delta = U_L^\dagger Y_L U_R \quad , \quad (13)$$

$$Y_N^\delta = V_L^\dagger Y_N V_R \quad , \quad (14)$$

$$M_R^\delta = X V_R^T M_R V_R X^T , \quad (15)$$

respectively, where $U_{L,R}$, $V_{L,R}$ and X are all unitary matrices.

We can define the lepton flavor mixing matrix V , the analog to the Kobayashi-Maskawa matrix V_{KM} in the quark sector, as

$$V = U_L^\dagger V_L . \quad (16)$$

V is determined by the left-handed mixing of the Yukawa coupling matrices Y_L and Y_N , and only exists above the energy scales M_R . We will see below that this matrix determines the LFV effects in the supersymmetric seesaw model at low energies.

We then rotate the bases of \hat{L} , \hat{E} and \hat{N} to make both Y_L and M_R diagonal. On this basis, Y_N can be written in a general form as

$$Y_N = V Y^\delta X^T . \quad (17)$$

By adjusting the phases of the superfields, V is a CKM-like mixing matrix with one physical CP phase, and X has the form

$$X = \begin{pmatrix} 1 & & \\ & e^{i\alpha} & \\ & & e^{i\beta} \end{pmatrix} \tilde{X} \begin{pmatrix} 1 & & \\ & e^{i\rho} & \\ & & e^{i\omega} \end{pmatrix} , \quad (18)$$

where α , β , ρ and ω are Majorana phases and \tilde{X} is a CKM-like mixing matrix with another Dirac CP phase. It is then easy to count that there are 18 parameters to parametrize the minimal seesaw mechanism, which include 6 Yukawa coupling constants (or mass) eigenvalues in Y_N and M_R , 6 mixing angles and 6 CP phases in V and X .

At low energies, the heavy RH neutrinos are integrated out and the Majorana mass matrix for the left-handed neutrinos is given by

$$m_\nu = -m_N \frac{1}{M_R} m_N^T , \quad (19)$$

where $m_N = Y_N v \sin \beta$ is the neutrino Dirac mass matrix, with v being the vacuum expectation value (VEV) of the Higgs boson. m_ν can be diagonalized by

$$U_\nu^\dagger m_\nu U_\nu^* = m_\nu^\delta , \quad (20)$$

where $U_\nu = \tilde{U}_\nu \cdot \text{diag}(1, e^{i\eta}, e^{i\xi})$ is the MNS mixing matrix[36], with η, ξ being low energy Majorana CP phases. U_ν describes the neutrino mixing at low energies, which is different from the high energy mixing matrix V defined in Eq. (16). From Eq. (19) we can see that m_ν is related to all the 18 seesaw parameters. However, measuring m_ν at low energy only determines 9 of the 18 seesaw parameters. We will see below that leptogenesis and lepton flavor violation are related to different combinations of the 18 seesaw parameters and can provide different information to determine the seesaw parameters from the ν -oscillation and LFV observations.

We can rewrite the seesaw formula Eq. (19) in another form

$$U_\nu \sqrt{m_\nu^\delta} \left(U_\nu \sqrt{m_\nu^\delta} \right)^T = -V m_N^\delta X^T \frac{1}{\sqrt{M_R^\delta}} \left(V m_N^\delta X^T \frac{1}{\sqrt{M_R^\delta}} \right)^T, \quad (21)$$

from which m_N can be solved in terms of the left- and right-handed neutrino masses,

$$m_N^\delta = V'^\dagger \sqrt{m_\nu^\delta} \hat{O}^T \sqrt{M_R^\delta} \tilde{X}^*, \quad (22)$$

where \hat{O} is an arbitrary orthogonal 3×3 matrix[37] and $V' = \tilde{U}_\nu^\dagger V$. In the above equation we have absorbed all the 6 Majorana CP phases in the diagonal eigenvalue matrices: two low energy Majorana phases, η, ξ , are absorbed by $\sqrt{m_\nu^\delta}$ and the four high energy Majorana phases, $\alpha, \beta, \rho, \omega$, are absorbed by m_N^δ and $\sqrt{M_R^\delta}$. We will use this equation repeatedly in the following discussions.

B. The reheating temperature

The lightest sneutrino \tilde{N}_1 begins to oscillate when the Hubble expansion rate $H \sim M_1$ and decays at $H \sim \Gamma_{\tilde{N}_1}$. The Universe is then reheated by the relativistic decay products. The reheating temperature is approximately determined by

$$T_{RH} \approx \left(\frac{90}{\pi^2 g_*} \right)^{\frac{1}{4}} \sqrt{\Gamma_{\tilde{N}_1} M_P}, \quad (23)$$

where g_* is the number of the effective relativistic degrees of freedom in the reheated Universe, $M_P = 1/\sqrt{8\pi G_N} \simeq 2.4 \times 10^{18} \text{ GeV}$ is the Planck scale, and

$$\Gamma_{\tilde{N}_1} = \frac{1}{4\pi} (Y_N^\dagger Y_N)_{11} M_1, \quad (24)$$

is the width of the lightest sneutrino \tilde{N}_1 , if it couples to other matter only through the Yukawa coupling in Eq. (12). Taking $M_1 \approx 1.7 \times 10^{13} GeV$ and $T_{RH} \sim 10^{10} GeV$, we get $(Y_N^\dagger Y_N)_{11}$ should be as small as $\mathcal{O}(10^{-10})$.

The reheating temperature (as well as leptogenesis) is related to the RH mixing of Y_N and put strong constraints on this mixing matrix. Using Eq. (17), we have

$$(Y_N^\dagger Y_N)_{11} = (X^*(Y^\delta)^2 X^T)_{11} = (\tilde{X}^*(Y^\delta)^2 \tilde{X}^T)_{11} = |\tilde{X}_{1i}|^2 Y_i^2. \quad (25)$$

The elements $|\tilde{X}_{1i}|$ can be parametrized by two mixing angles, $\theta_{1,2}$. We then get

$$(Y_N^\dagger Y_N)_{11} = c_1^2 c_2^2 Y_1^2 + c_1^2 s_2^2 Y_2^2 + s_1^2 Y_3^2 \approx Y_1^2 + s_2^2 Y_2^2 + s_1^2 Y_3^2 \approx 10^{-10}, \quad (26)$$

with $c_i = \cos \theta_i$, $s_i = \sin \theta_i$. In the later discussion we will see that Y_2 is $\mathcal{O}(0.1)$ and Y_3 is $\mathcal{O}(1)$. Then we have

$$Y_1^2 \lesssim 10^{-10}, \quad s_2^2 \lesssim 10^{-8}, \quad s_1^2 \lesssim 10^{-10}. \quad (27)$$

Since $\theta_{1,2}$ are extremely small, \tilde{X} can be given in a quite simple form as

$$\tilde{X} \approx \begin{pmatrix} 1 & s_2 & \hat{s}_1 \\ -(c_3 s_2 + s_3 \hat{s}_1^*) & c_3 & s_3 \\ s_3 s_2 - c_3 \hat{s}_1^* & -s_3 & c_3 \end{pmatrix}, \quad (28)$$

where $\hat{s}_1 = s_1 e^{i\delta}$.

Using Eqs. (22) and (24), we have

$$\begin{aligned} (m_N^\dagger m_N)_{11} &= \frac{4\pi\Gamma_{\tilde{N}_1}}{M_1} (v \sin \beta)^2 \approx 4 \times 10^{-6} \left(\frac{T_{RH}}{10^{10} GeV} \right)^2 GeV^2 \\ &\approx M_1 m_{\nu_1} |\hat{O}_{11}|^2 + 120.7 GeV^2 |\hat{O}_{12}|^2 + 850 GeV^2 |\hat{O}_{13}|^2, \end{aligned} \quad (29)$$

where we have assumed $\sin \beta \approx 1$ for large $\tan \beta$, and $m_{\nu_2} \approx \sqrt{\Delta m_{sol}^2} \approx 7.1 \times 10^{-3} eV$ and $m_{\nu_3} \approx \sqrt{\Delta m_{atm}^2} \approx 0.05 eV$. From the above equation we can see that \hat{O}_{12} and \hat{O}_{13} have to be negligibly small. We will set these two elements zero and write \hat{O} as

$$\hat{O} = \begin{pmatrix} \pm 1 & & \\ & \hat{c} & \hat{s} \\ & -\hat{s} & \hat{c} \end{pmatrix}, \quad (30)$$

where $\hat{c} = \cos \theta_T$, $\hat{s} = \sin \theta_T$ with θ_T being an arbitrary complex angle. (It should be noted that \hat{O}_{12} and \hat{O}_{13} can not be exactly zero, since if they are zero the first-generation

right-handed (s)neutrino decouples from the other two generations and no lepton number asymmetry can be induced when it decays. However, the tiny mixing has no effect on lepton flavor violation and we can ignore them safely when discussing LFV.)

From Eq. (29) we can estimate that

$$m_{\nu_1} \approx \begin{cases} 2. \times 10^{-10} eV, & \text{for } T_{RH} = 10^{10} GeV , \\ 2. \times 10^{-12} eV, & \text{for } T_{RH} = 10^9 GeV . \end{cases} \quad (31)$$

This estimation is correct when the last two terms are much smaller than the first one in the second line of Eq. (29), or, equivalently, the Y_1 term dominates the others in Eq. (26). In the following discussion for leptogenesis we will see that this is a quite natural situation.

C. Leptogenesis

Since the reheating temperature, T_{RH} , is far below the lightest RH (s)neutrino mass, M_1 , leptogenesis arises dominantly from direct cold sneutrino decays, with negligible thermal wash-out effects. In this case, the baryon asymmetry is given by [38]

$$Y_B \equiv \frac{n_B}{s} = a \frac{3}{4} \epsilon_1 \frac{T_{RH}}{M_1} , \quad (32)$$

where $a = -8/23$ is the ratio of baryon to lepton asymmetry balanced by the “sphaleron” process. In order to produce the observed baryon asymmetry in the Universe, $Y_B \sim 10^{-10}$, we require the sneutrino decay asymmetry $\epsilon_1 \sim -10^{-6}$. The asymmetry ϵ_1 is given by

$$\epsilon_1 \approx -\frac{3}{16\pi} \frac{1}{(Y_N^\dagger Y_N)_{11}} \sum_{i=2,3} \text{Im} \left[(Y_N^\dagger Y_N)_{1i} \right]^2 \frac{M_1}{M_i} . \quad (33)$$

Using the expression for \tilde{X} in Eq. (28) and the large hierarchy between Y_1 and Y_2, Y_3 we get

$$\begin{aligned} (Y_N^\dagger Y_N)_{12} &\approx (s_2 Y_2^2 + \hat{s}_1^* s_3 Y_3^2) e^{i\alpha} , \\ (Y_N^\dagger Y_N)_{13} &\approx (-s_2 s_3 Y_2^2 + \hat{s}_1^* Y_3^2) e^{i\beta} . \end{aligned} \quad (34)$$

We will discuss two simple cases to illustrate some quantitative features of the seesaw parameters required by leptogenesis. We will see that, in Eq. (26), the Y_2 and Y_3 terms should be smaller than the Y_1 term in order to produce the lepton number asymmetry at the correct order.

- Case I, $s_1 Y_3^2 \ll s_2 Y_2^2$

In this case the expression for ϵ_1 is simplified as

$$\begin{aligned}\epsilon_1 &\approx -\frac{3}{16\pi} \frac{1}{(Y_N^\dagger Y_N)_{11}} \left[(s_2 Y_2^2)^2 \sin 2\alpha \frac{M_1}{M_2} + (s_2 s_3 Y_2^2)^2 \sin 2\beta \frac{M_1}{M_3} \right] \\ &\sim -10^{-4} \cdot \frac{s_2^2 Y_2^2}{Y_1^2 + s_2^2 Y_2^2} \cdot \sin 2\alpha .\end{aligned}\quad (35)$$

When deriving the second line we have assumed that α and β are of the same order and $\frac{M_1}{M_3} \ll \frac{M_1}{M_2} \sim Y_2 \sim 0.1$ and $s_1^2 Y_3^2 \ll s_2^2 Y_2^2$. If the CP phases are of order 1, $s_2^2 Y_2^2 / Y_1^2$ should be at the order of about 10^{-2} . Actually, this case corresponds to the maximal asymmetry given by $|\epsilon_1^{max}| \approx \frac{3}{16\pi} \frac{M_1 \sqrt{\Delta m_{sol}^2}}{v^2} \sim 10^{-4}$ [39]. In this case, the CP phase or, $s_2^2 Y_2^2 / (Y_N^\dagger Y_N)_{11}$, has to be at the order of $\mathcal{O}(10^{-2})$.

- Case II, $s_1 \sim s_2$

In this case we can simplify the expression for ϵ_1 as

$$\begin{aligned}\epsilon_1 &\approx -\frac{3}{16\pi} \frac{1}{(Y_N^\dagger Y_N)_{11}} \left[(s_1 s_3 Y_3^2)^2 \sin 2\alpha' \frac{M_1}{M_2} + (s_1 Y_3^2)^2 \sin 2\beta' \frac{M_1}{M_3} \right] \\ &\sim -10^{-3} \cdot \frac{s_1^2 Y_3^2}{Y_1^2 + s_1^2 Y_3^2} \cdot (\sin 2\alpha' + \sin 2\beta') ,\end{aligned}\quad (36)$$

where we have used the fact that $s_3 \sim \sqrt{M_2/M_3}$ if θ_T is of order 1, $s_1^2 Y_3^2 \gg s_2^2 Y_2^2$ and $\alpha' = \alpha - \delta$, $\beta' = \beta - \delta$. Similar to Case I, we get that $s_1^2 Y_3^2 / Y_1^2$ should be at the order of 10^{-3} if the CP phases are of order 1. In this case, the maximal asymmetry is $|\epsilon_1^{max}| \approx \frac{3}{16\pi} \frac{M_1 \sqrt{\Delta m_{atm}^2}}{v^2} \sim 10^{-3}$.

Certainly, it is possible that the contributions to $(Y_N^\dagger Y_N)_{11}$ from Y_2 and Y_3 in Eq. (26) are of the same order. In this case we also expect that these values be correct as an estimate of the order of magnitude, i.e., $s_1^2 Y_3^2 \sim s_2^2 Y_2^2 \ll Y_1^2$. This analysis justifies our guess in the last subsection that the Y_1 term gives the dominant contribution in the process of reheating the Universe. Conversely, if the Y_2 or Y_3 term gives dominant contribution, the CP phases have to be fine tuned to the order of 10^{-2} and 10^{-3} respectively, in order not to create too much lepton number asymmetry and m_{ν_1} in Eq. (31) will be even smaller.

D. Lepton flavor violation and muon anomalous magnetic moment

We have shown that leptogenesis is associated with the high energy mixing angles and CP phases in the unitary matrix X . Generally, leptogenesis has no direct relation with the

low energy neutrino phenomena. However, another interesting phenomena — the charged lepton flavor violating decays — predicted by this sneutrino inflaton model, can provide constraints on the seesaw model's parameter space. The muon anomalous magnetic moment is also considered to constrain the SUSY parameters.

In a supersymmetric model, the present experimental limits on the LFV processes has put very strong constraints on the soft supersymmetry breaking parameters, with the strongest constraints coming from the process $\mu \rightarrow e\gamma$ ($\text{BR}(\mu \rightarrow e\gamma) < 1.2 \times 10^{-11}$ [40]). It is a usual practice to assume universal soft SUSY breaking parameters m_0 , $m_{1/2}$ and A_0 at the SUSY breaking scale (We take it the GUT scale here) to suppress the LFV effects. However, since there are LFV interactions in the seesaw models, the lepton flavor violating off-diagonal elements of $(m_L^2)_{ij}$, the slepton doublet soft mass matrix, and $(A_e)_{ij}$, the lepton soft trilinear couplings, can be induced when running the renormalization group equations (RGEs) for m_L^2 and A_e between M_{GUT} and M_R .

The off-diagonal elements of $(m_L^2)_{ij}$ and $(A_e)_{ij}$ can be approximately given by

$$(\delta m_L^2)_{ij} \approx \frac{1}{8\pi^2} (Y_N Y_N^\dagger)_{ij} (3 + a^2) m_0^2 \log \frac{M_{GUT}}{M_R}, \quad (37)$$

$$(\delta A_e)_{ij} \approx \frac{1}{8\pi^2} (Y_N Y_N^\dagger)_{ij} a m_0 \log \frac{M_{GUT}}{M_R}, \quad (38)$$

where $A_0 = a m_0$ is the universal trilinear coupling at M_{GUT} . Using Eq. (17) we have

$$(Y_N Y_N^\dagger)_{ij} = (V (Y_N^\delta)^2 V^\dagger)_{ij} \approx V_{i2} V_{j2}^* Y_2^2 + V_{i3} V_{j3}^* Y_3^2, \quad \text{for } M_{GUT} > Q > M_3 \quad (39)$$

$$\begin{aligned} &= \sum_{k=1,2} (V Y_N^\delta X^T)_{ik} (X^* Y_N^\delta V^\dagger)_{kj} \\ &\approx \sum_{l,m=2,3} V_{il} V_{jm}^* Y_l Y_m (\delta_{lm} - X_{3l} X_{3m}^*), \quad \text{for } M_3 > Q > M_2. \end{aligned} \quad (40)$$

The numerical result shows that, since the mixing angles in X are all small, the LFV effects are only sensitive to the left-handed mixing matrix V , while leptogenesis only relies on the right-handed mixing matrix X . Thus, there are no direct relation between the two phenomena in principle.

We have solved the full coupled RGEs numerically from the GUT scale to M_Z scale. At the energy scales below M_2 we solve the RGEs for MSSM and below M_{SUSY} the RGEs return to those of the SM.

In principle, only 9 of the 18 seesaw parameters are determined in our model, i.e., m_{ν_i} , M_i and 3 low energy neutrino mixing angles. In order to predict the branching ratio of the

LFV decays, we have to explore a 9-dimensional parameter space of the unknown variables. However, from our previous discussions, we know that the relevant seesaw parameters to LFV are reduced to only 4 in this model, which can be chosen as 1 complex angle θ_T , and 2 CP phases. We can explicitly write the ‘reduced’ seesaw formula for the 2nd and 3rd generations as

$$\begin{aligned} \begin{pmatrix} m_{N_2} \\ m_{N_3} e^{i\omega'} \end{pmatrix} &= V'^{\dagger} \begin{pmatrix} \sqrt{m_{\nu_2}} & \\ & \sqrt{m_{\nu_3}} e^{i\phi_1} \end{pmatrix} \begin{pmatrix} \hat{c} & -\hat{s} \\ \hat{s} & \hat{c} \end{pmatrix} \begin{pmatrix} \sqrt{M_2} & \\ & \sqrt{M_3} e^{i\phi_2} \end{pmatrix} \tilde{X} \\ &= V'^{\dagger} \begin{pmatrix} 1 & \\ & e^{i\phi_1} \end{pmatrix} \mathcal{M} \begin{pmatrix} 1 & \\ & e^{i\phi_2} \end{pmatrix} \tilde{X}, \end{aligned} \quad (41)$$

where both V' and \tilde{X} are 2×2 real orthogonal matrices, determined by diagonalizing the matrix \mathcal{M} . Here, we adopt the running values of m_{ν_2} and m_{ν_3} at the scale of $10^{14} GeV$ [41]. Once $Y_{2,3}$ and $V = U_{\nu} V'$ are determined, can we calculate the LFV branching ratios, $BR(l_i \rightarrow l_j \gamma)$.

The relevant parameters to investigate $BR(l_i \rightarrow l_j \gamma)$ and δa_{μ} include the mSUGRA parameters: m_0 , $m_{1/2}$, A_0 , $\tan \beta$, $\text{sgn}(\mu)$ and the seesaw parameters: θ_T and ϕ_i . Since $BR(l_i \rightarrow l_j \gamma)$ and δa_{μ} nearly scale with $\tan^2 \beta$ and $\tan \beta$ respectively, we take $\tan \beta = 10$ as a representative value. We fix $A_0 = 0$ through our calculation since it has small influence on the numerical results. The Higgsino mass parameter $\mu > 0$ is assumed, motivated by the $g_{\mu} - 2$ anomaly. As for the seesaw parameters, we take $\Delta m_{sol}^2 = 5 \times 10^{-5} eV^2$, $\Delta m_{atm}^2 = 2.5 \times 10^{-3} eV^2$, and $\tan^2 \theta_{12} = 0.42$, $\sin^2 2\theta_{23} = 1$, $0 < \theta_{13} < 0.2$ from the neutrino oscillation experiments. We fix $M_1 = 1.7 \times 10^{13} GeV$, $M_2 = 10^{14} GeV$ and $4 \times 10^{14} GeV < M_3 < 1 \times 10^{16} GeV$ for RH heavy Majorana neutrinos.

In Fig. 7, we plot $BR(l_i \rightarrow l_j \gamma)$ and δa_{μ} as functions of $m_{1/2}$ and m_0 for $\theta_T = \pi/4$ and $\phi_i = 0$. From this figure we can see that the process $\mu \rightarrow e \gamma$ gives very strong constraint on the SUSY parameter space: only with large $m_{1/2}$ and relatively small m_0 can its branching ratio be below the present experimental limit, 1.2×10^{-11} . For the following discussions, we will fix $(m_{1/2}, m_0) = (800, 250) GeV$. Since the muon anomalous magnetic moment, δa_{μ} , is nearly independent of the seesaw parameters [42], it is also fixed at about 2.7×10^{-10} , which will be omitted in the other figures.

Taking determinant on Eq. (41) we know that the product of $Y_{2,3}$ is fixed by the left- and right-handed Majorana neutrino masses. The ratio of the two Yukawa couplings is

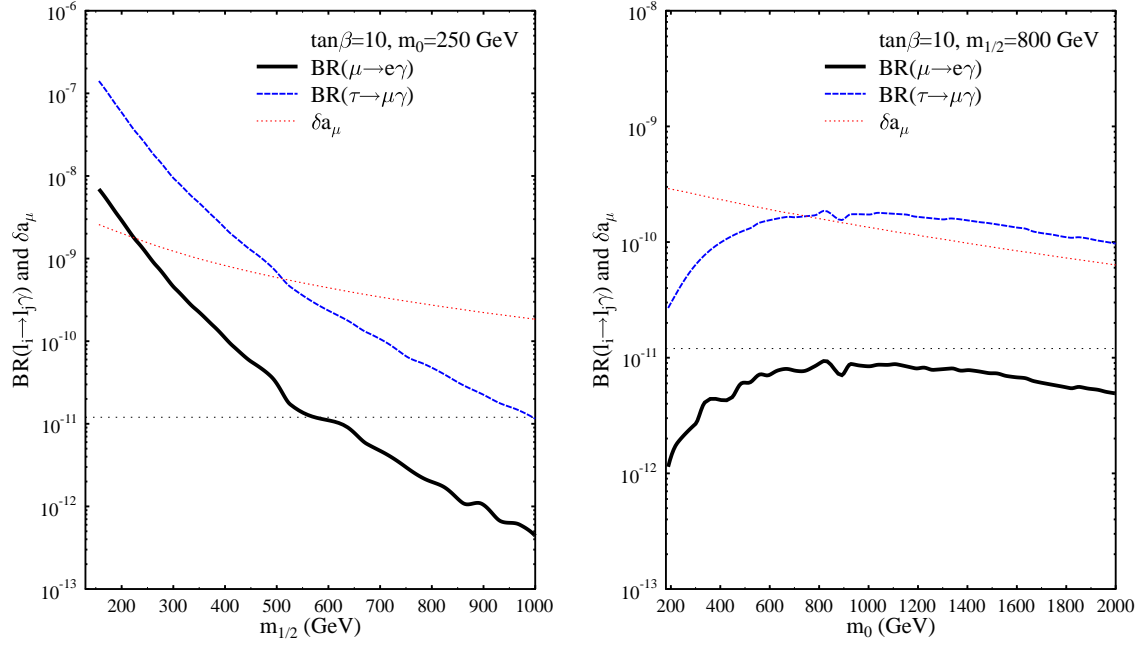


FIG. 7: $\text{BR}(l_i \rightarrow l_j \gamma)$ and δa_μ as a function of $m_{1/2}$ and m_0 in the left and right panels respectively. $\tan \beta = 10$, $A_0 = 0$ and $\mu > 0$ are fixed. We take $m_0 = 250 \text{ GeV}$ for the left panel and $m_{1/2} = 800 \text{ GeV}$ for the right panel. The seesaw parameters are taken as $\theta_T = \pi/4$, $\phi_i = 0$, $\theta_{13} = 0.05$ and $M_3 = 1 \times 10^{15} \text{ GeV}$.

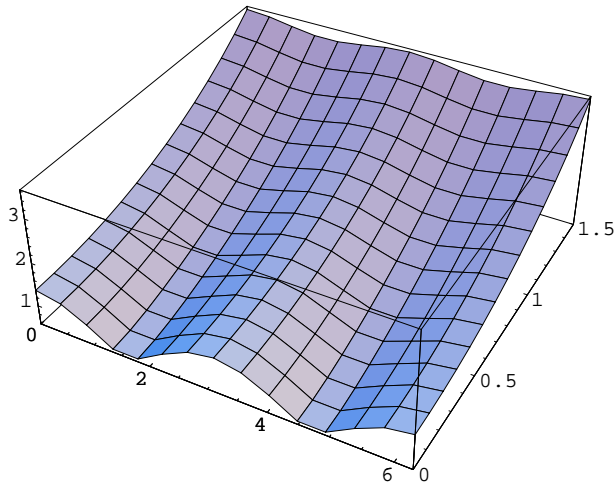


FIG. 8: Y_3 as function of θ_T for $\text{Re}\theta_T = 0 - 2\pi$ and $\text{Im}\theta_T = 0 - 1.5$.

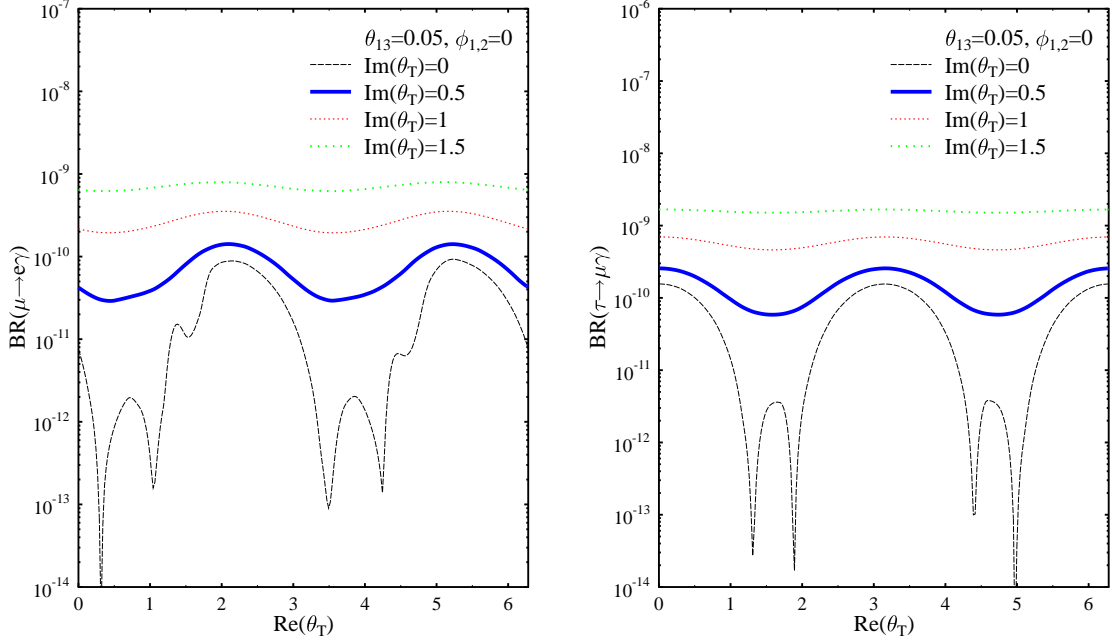


FIG. 9: $\text{BR}(\mu \rightarrow e\gamma)$ (Left) and $\text{BR}(\tau \rightarrow \mu\gamma)$ (Right) as function of $\text{Re}\theta_T$ for $\text{Im}\theta_T = 0, 0.5, 1, 1.5$. We fix $\theta_{13} = 0.05$, $\phi_i = 0$ and $M_3 = 1 \times 10^{15} \text{GeV}$.

determined by θ_T . In Fig. 8 we show Y_3 as function of $\text{Re}\theta_T$ and $\text{Im}\theta_T$. Both the real and imaginary part influence the ratio between Y_2 and Y_3 . Since Y_3 increases almost linearly with $\text{Im}\theta_T$, we expect $\text{BR}(l_i \rightarrow l_j\gamma)$ also increase with $\text{Im}\theta_T$.

In Fig. 9, we plot $\text{BR}(\mu \rightarrow e\gamma)$ and $\text{BR}(\tau \rightarrow \mu\gamma)$ as function of $\text{Re}\theta_T$ on the left and right panels respectively. For $\text{Im}\theta_T = 0.5$, $\text{BR}(\mu \rightarrow e\gamma)$ has been greater than the experimental limit.

In Fig. 10, $\text{BR}(l_i \rightarrow l_j\gamma)$ is drawn as function of θ_{13} . We can see $\text{BR}(\mu \rightarrow e\gamma)$ is very sensitive to θ_{13} , while $\text{BR}(\tau \rightarrow \mu\gamma)$ is insensitive to θ_{13} . The behavior in this figure is understood if we notice that the flavor mixing between the first and the second generations is nearly proportional to $V_{13}V_{23}^*Y_3^2$, where $V_{13} = (U_\nu)_{12}V'_{23} + (U_\nu)_{13}V'_{33}$. The two terms are added constructively or destructively, depending on the sign of θ_T . When we set $\theta_{12} = 0$, the branching ratio of $\mu \rightarrow e\gamma$ increases rapidly with θ_{13} , independent of the value of θ_T .

In Fig. 11, we plot $\text{BR}(l_i \rightarrow l_j\gamma)$ as function of ϕ_1 , which determines the relative phase between U_ν and V' . The behavior in the figure is easy to understand. We also examined that $\text{BR}(l_i \rightarrow l_j\gamma)$ is indeed independent of ϕ_2 , as we expected.

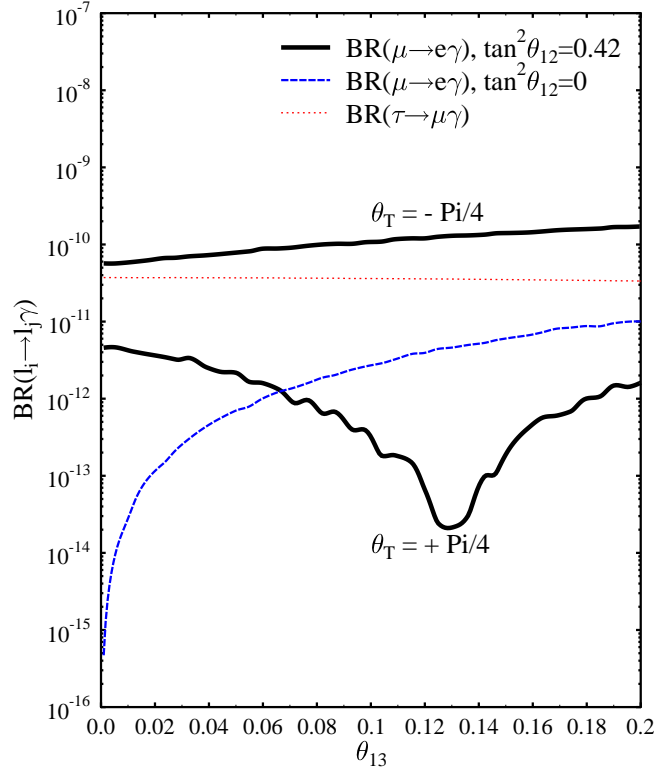


FIG. 10: $\text{BR}(l_i \rightarrow l_j \gamma)$ as function of θ_{13} . We fix $\phi_i = 0$ and $M_3 = 1 \times 10^{15} \text{GeV}$.

Finally, we plot $\text{BR}(l_i \rightarrow l_j \gamma)$ as function of M_3 . $\text{BR}(l_i \rightarrow l_j \gamma)$ increases with M_3 at first, because it makes $Y_{2,3}$ larger. However, when M_3 is as large as 10^{16}GeV , which is too close to M_{GUT} , the integration distance $\log \frac{M_{GUT}}{M_3}$ becomes too small and the branching ratio decreases. Although below M_3 LFV is still produced, see Eq. (40), the effects are small, since the contribution from Y_2^2 is small, due to $Y_2^2 \ll Y_3^2$. The Y_3 coupling contributes to the LFV below M_3 through the mixing, $Y_3^2 |\tilde{X}_{23}|^2$, which is also small due to the small mixing element.

We have omitted $\text{BR}(\tau \rightarrow e \gamma)$ in all the figures because the predicted branching ratio is much smaller than the present experimental limit.

E. Neutrinoless double beta decay

From the above discussion we know that it is impossible to produce degenerate solution for the left-handed neutrino masses in this model. It is easy to estimate that $\langle m \rangle_{ee} =$

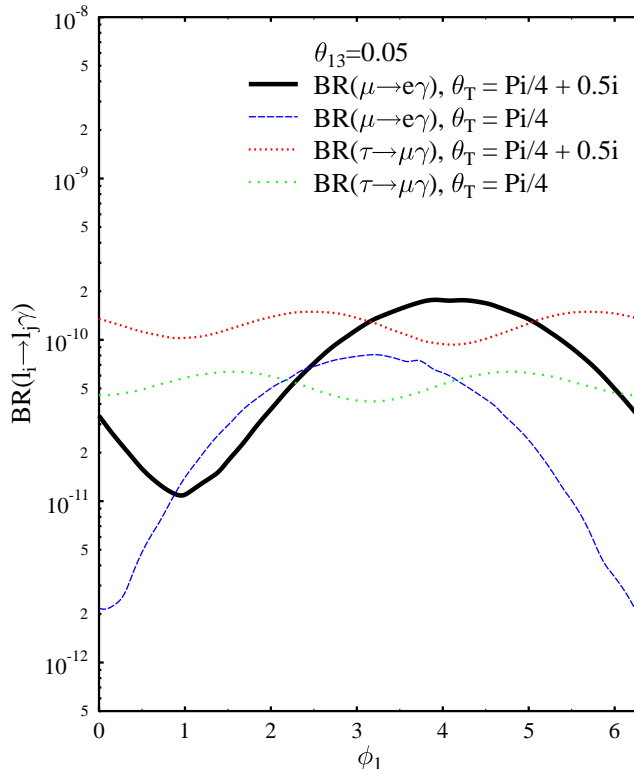


FIG. 11: $\text{BR}(l_i \rightarrow l_j \gamma)$ as function of ϕ_1 . We fix $\theta_{13} = 0.05$, $\phi_2 = 0$ and $M_3 = 1 \times 10^{15} \text{GeV}$.

$(2 \sim 4) \times 10^{-3} \text{eV}$, depending on the value of U_{e3} . So, in this sneutrino-inflaton model, it is hard to account for the neutrinoless double beta decay experimental signal[28].

IV. SUMMARY AND DISCUSSIONS

We have considered a double-sneutrino inflation model within the minimal supersymmetric seesaw model. With the mass ratio $6 \lesssim r \lesssim 10$ and the lighter sneutrino $M_1 \sim 1.7 \times 10^{13} \text{GeV}$, the model predicts a suppressed primordial scalar spectrum around the largest scales which is favored at $> 1.5\sigma$. The predicted CMB TT quadrupole is much better suppressed than the single sneutrino model and the preference level by the WMAP first year data is about 1.5σ . Double quartic inflation can also work very well in light of WMAP observations.

We then have studied the phenomenological implications of this model. The seesaw parameters are constrained by both particle physics and cosmological observations. The strongest constraint comes from the required reheating temperature by the gravitino prob-

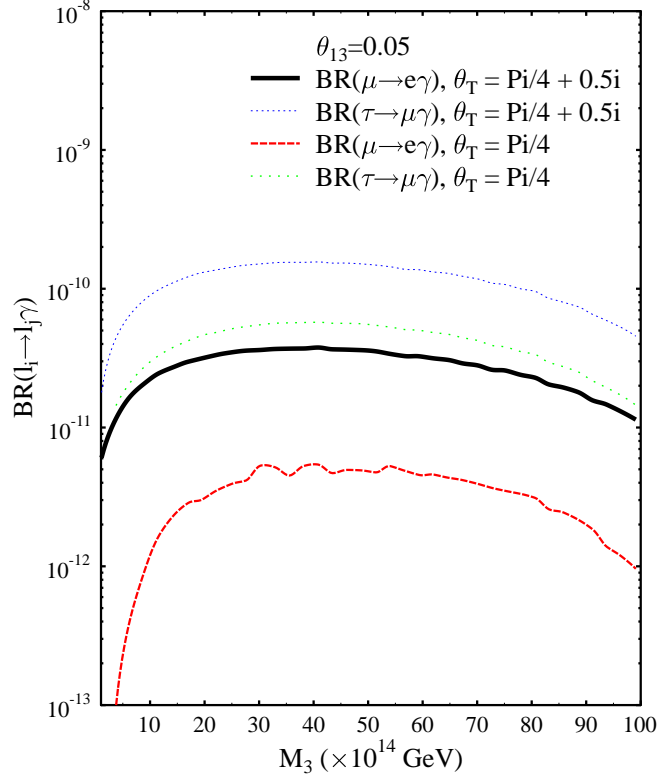


FIG. 12: $\text{BR}(l_i \rightarrow l_j \gamma)$ as function of M_3 for $\theta_T = \pi/4 + 0.5i$ and $\theta_T = \pi/4$. We fix $\theta_{13} = 0.05$ and $\phi_i = 0$.

lem. To some extent, fine tuning is needed to satisfy this constraint, which means that the right-handed mixing angles θ_1 and θ_2 are much smaller than the mass hierarchy of the right-handed neutrinos. Further, the mass of the lightest left-handed neutrino should be at the order of 10^{-10}eV , much smaller than the other two light neutrinos.

Leptogenesis arises from the decays of the cold inflaton—the lightest sneutrino. It is easy to account for the observed quantity of the baryon number asymmetry in the Universe by adjusting the seesaw parameters.

This model gives definite predictions on the lepton flavor violating decay rates. In most parameter space, the branching ratio of $\mu \rightarrow e \gamma$ is near or exceeds the present experimental limit. However, the branching ratio of $\tau \rightarrow \mu \gamma$ is at the order of about $10^{-10} - 10^{-9}$, which is far below the current experimental limit. Furthermore, in the appropriate range of SUSY parameter space where LFV constraints are satisfied, the SUSY can only enhance the muon anomalous magnetic moment at the amount of $(2 \sim 3) \times 10^{-10}$.

This model can not predict a degenerate light neutrino spectrum. The observed signal of neutrinoless double beta decay, if finally verified, can not be explained by the effective Majorana neutrino mass in this model.

Acknowledgments

We thank Z. Z. Xing for helpful discussions. We acknowledge the using of CMBFAST program[43, 44]. This work is supported by the National Natural Science Foundation of China under the grant No. 10105004, 19925523, 10047004 and also by the Ministry of Science and Technology of China under grant No. NKBRSF G19990754.

-
- [1] A. Guth, Phys. Rev. D **23**, 347 (1981); A. Linde, Phys. Lett. B **108**, 389 (1982). A. Albrecht and P. J. Steinhardt, Phys. Rev. Lett. **48**, 1220 (1982).
 - [2] H. Murayama, H. Suzuki, T. Yanagida, and J. Yokoyama, Phys. Rev. Lett. **70**, 1912 (1993); H. Murayama, H. Suzuki, T. Yanagida, and J. Yokoyama, Phys. Rev. D **50**, 2356 (1994).
 - [3] J. Ellis, M. Raidal and T. Yanagida, arXiv: hep-ph/0303242.
 - [4] Y. Fukuda *et al.* [Super-Kamiokande Collaboration], Phys. Rev. Lett. **81** (1998) 1562; Q. R. Ahmad *et al.* [SNO Collaboration], Phys. Rev. Lett. **89** (2002) 011301, arXiv:nucl-ex/0204008; K. Eguchi *et al.* [KamLAND Collaboration], Phys. Rev. Lett. **90** (2003) 021802, arXiv:hep-ex/0212021.
 - [5] M. Gell-Mann, P. Ramond and R. Slansky, Proceedings of the Supergravity Stony Brook Workshop, New York, 1979, eds. P. Van Nieuwenhuizen and D. Freedman (North-Holland, Amsterdam); T. Yanagida, Proceedings of the Workshop on Unified Theories and Baryon Number in the Universe, Tsukuba, Japan 1979 (eds. A. Sawada and A. Sugamoto, KEK Report No. 79-18, Tsukuba).
 - [6] M. Fukugita and T. Yanagida, Phys. Lett. B **174** (1986) 45; H. Murayama and T. Yanagida, Phys. Lett. B **322** (1994) 349 arXiv:hep-ph/9310297; K. Hamaguchi, H. Murayama and T. Yanagida, Phys. Rev. D **65** (2002) 043512 arXiv:hep-ph/0109030; T. Moroi and H. Murayama, Phys. Lett. B **553** (2003) 126 arXiv:hep-ph/0211019.
 - [7] C. L. Bennett *et al.*, astro-ph/0302207.

- [8] G. Hinshaw *et al.*, astro-ph/0302217.
- [9] C. L. Bennett *et al.*, Astrophys. J. **464**, L1 (1996).
- [10] H. V. Peiris *et al.*, astro-ph/0302225.
- [11] W. J. Percival *et al.*, Mon. Not. Roy. Astr. Soc. **327**, 1297 (2001).
- [12] P. Mukherjee and Y. Wang, astro-ph/0303211.
- [13] S. L. Bridle, A. M. Lewis, J. Weller, and G. Efstathiou, astro-ph/0302306.
- [14] Y. Wang, D. N. Spergel, and M. A. Strauss, Astrophys. J. **510**, 20 (1999); Y. Wang and G. Mathews, Astrophys. J. **573**, 1 (2002); P. Mukherjee and Y. Wang, astro-ph/0301058; P. Mukherjee and Y. Wang, astro-ph/0301562.
- [15] D. N. Spergel *et al.*, astro-ph/0302209.
- [16] J. M. Cline, P. Crotty and J. Lesgourgues, astro-ph/0304558; G. Efstathiou, astro-ph/0306431; A. d. Oliveira-Costa, M. Tegmark, M. Zaldarriaga and A. Hamilton, astro-ph/0307282; A. Niarchou, A. H. Jaffe and L. Pogosian, astro-ph/0308461.
- [17] Y.-P. Jing and L.-Z. Fang, Phys. Rev. Lett. **73**, 1882 (1994); J. Yokoyama, Phys. Rev. **D59**, 107303 (1999); S. DeDeo, R. R. Caldwell and P. J. Steinhardt, Phys. Rev. D **67**, 103509 (2003) ; J. Uzan, A. Riazuelo, R. Lehoucq and J. Weeks, astro-ph/0303580 ; G. Efstathiou, Mon. Not. Roy. Astron. Soc. **343**, L95 (2003); C. R. Contaldi, M. Peloso, L. Kofman, and A. Linde, JCAP **0307**, 002 (2003); E. Gaztanaga, J. Wagg, T. Multamaki, A. Montana and D. H. Hughes, astro-ph/0304178; M. Kawasaki and F. Takahashi, hep-ph/0305319; M. Bastero-Gil *et al.*, in Ref.[21]; A. Lasenby and C. Doran, astro-ph/0307311; S. Tsujikawa, R. Maartens and R. Brandenberger, astro-ph/0308169; T. Moroi and T. Takahashi, astro-ph/0308208; Q. Huang and M. Li, astro-ph/0308458.
- [18] B. Feng and X. Zhang, Phys. Lett. B **570**, 145 (2003)
- [19] B. Feng, M. Li, R.-J. Zhang, and X. Zhang, astro-ph/0302479.
- [20] X. Wang *et al.*, astro-ph/0209242.
- [21] J. E. Lidsey and R. Tavakol, astro-ph/0304113; M. Kawasaki, M. Yamaguchi and J. Yokoyama, Phys. Rev. D **68**, 023508 (2003); Q. G. Huang and M. Li, JHEP **0306**, 014 (2003); D. J. Chung, G. Shiu and M. Trodden, astro-ph/0305193; K.-I. Izawa, hep-ph/0305286; M. Bastero-Gil, K. Freese and L. Mersini-Houghton, hep-ph/0306289; M. Yamaguchi and J. Yokoyama, hep-ph/0307373.
- [22] V. Barger, H. Lee, and D. Marfatia, Phys. Lett. B **565**, 33 (2003); W. H. Kinney, E. W. Kolb, A.

- Melchiorri and A. Riotto, hep-ph/0305130; S. M. Leach and A. R. Liddle, astro-ph/0306305.
- [23] D. Polarski and A. A. Starobinsky, Nucl. Phys. B **385**, 623 (1992); D. Polarski, Phys. Rev. D **49**, 6319 (1994); D. Polarski and A. A. Starobinsky, Phys. Lett. B **356**, 196 (1995); J. Lesgourgues and D. Polarski, Phys. Rev. D **56**, 6425 (1997).
- [24] M. H. Kesden, M. Kamionkowski and A. Cooray, astro-ph/0306597.
- [25] M. Kamionkowski, in private communications.
- [26] J. M. Diego, P. Mazzotta and J. Silk, astro-ph/0309181; O. Dore, G. P. Holder and A. Loeb, astro-ph/0309281; P. G. Castro, M. Douspis and P. G. Ferreira, astro-ph/0309320.
- [27] J. R. Ellis, J. E. Kim and D. V. Nanopoulos, Phys. Lett. B **145** (1984) 181; J. R. Ellis, D. V. Nanopoulos and S. Sarkar, Nucl. Phys. B **259** (1985) 175; J. R. Ellis, D. V. Nanopoulos, K. A. Olive and S. J. Rey, Astropart. Phys. **4** (1996) 371; M. Kawasaki and T. Moroi, Prog. Theor. Phys. **93** (1995) 879; T. Moroi, Ph.D. thesis, arXiv:hep-ph/9503210; M. Bolz, A. Brandenburg and W. Buchmüller, Nucl. Phys. B **606** (2001) 518; R. Cyburt, J. R. Ellis, B. D. Fields and K. A. Olive, astro-ph/0211258.
- [28] H. V. Klapdor-Kleingrothaus *et al.*, Mod. Phys. Lett. A **16**, 2409 (2002).
- [29] C. Gordon, D. Wands, B. A. Bassett, and R. Maartens, Phys. Rev. D **63**, 023506 (2001).
- [30] S. M. Leach and A. R. Liddle, Phys. Rev. D **63**, 043508 (2001); S. M. Leach, M. Sasaki, D. Wands and A. R. Liddle, Phys. Rev. D **64**, 023512 (2001).
- [31] D. H. Huang, W. B. Lin and X. M. Zhang, Phys. Rev. D **62**, 087302 (2000).
- [32] B. Feng, X. Gong and X. Wang, astro-ph/0301111.
- [33] D. H. Lyth and A. Riotto, Phys. Rept. **314**, 1 (1999).
- [34] L. Verde *et al.*, arXiv: astro-ph/0302218.
- [35] A. R. Liddle and S. M. Leach, arXiv: astro-ph/0305263.
- [36] Z. Maki, M. Nakagawa, and S. Sakata, Prog. Theor. Phys. **28**, 870 (1962).
- [37] J. A. Casas and A. Ibarra, Nucl. Phys. B **618**, 171 (2001).
- [38] K. Hamaguchi, H. Murayama, T. Yanagida, Phys. Rev. D **65**, 043512 (2002), arXiv: hep-ph/0109030.
- [39] W. Buchmüller, P. Di Bari and M. Plümacher, Nucl. Phys. B **643**, 367 (2002).
- [40] M. L. Brooks *et al.*, MEGA Collaboration, Phys. Rev. Lett. **83** 1521 (1999); S. Ahmed *et al.*, CLEO Collaboration, Phys. Rev. D **61** 071101 (2000); U. Bellgardt *et al.*, Nucl. Phys. B **229** 1 (1988).

- [41] S. Antusch, J. Kersten, M. Lindner, M. Ratz, arXiv: hep-ph/0305273.
- [42] X. J. Bi, Y. P. Kuang and Y. H. An, arXiv: hep-ph/0211142.
- [43] U. Seljak and M. Zaldarriaga, *Astrophys. J.* **469**, 437 (1996).
- [44] <http://cmbfast.org/> .