

Radiative decays of ϕ -meson about nature of light scalar resonances

N.N. Achasov *

Laboratory of Theoretical Physics, Sobolev Institute for Mathematics, Novosibirsk, 630090, Russia
(October 29, 2018)

Abstract

We show on gauge invariance grounds that the fine threshold phenomenon is discovered in the radiative decays $\phi \rightarrow \gamma a_0 \rightarrow \gamma \pi^0 \eta$ and $\phi \rightarrow \gamma f_0 \rightarrow \gamma \pi^0 \pi^0$. This enables to conclude that production of the lightest scalar mesons $a_0(980)$ and $f_0(980)$ in these decays is caused by the four-quark transitions, resulting in strong restrictions on the large N_C expansions of the decay amplitudes. The analysis shows that these constraints give new evidences in favor of the four-quark nature of $a_0(980)$ and $f_0(980)$ mesons.

PACS number(s): 12.39.-x, 13.40.Hq, 13.65.+i

Typeset using REVTeX

*Email address: achasov@math.nsc.ru

I. INTRODUCTION

The lightest scalar mesons $a_0(980)$ and $f_0(980)$, discovered more than thirty years ago, became the hard problem for the naive quark-antiquark ($q\bar{q}$) model from the outset. Really, on the one hand the almost exact degeneration of the masses of the isovector $a_0(980)$ and isoscalar $f_0(980)$ states revealed seemingly the structure similar to the structure of the vector ρ and ω mesons, and on the other hand the strong coupling of $f_0(980)$ with the $K\bar{K}$ channel pointed unambiguously to a considerable part of the strange quark pair $s\bar{s}$ in the wave function of $f_0(980)$.

In 1977 R.L. Jaffe noted that in the MIT bag model, which incorporates confinement phenomenologically, there are light four-quark scalar states [1]. He suggested also that $a_0(980)$ and $f_0(980)$ might be these states with symbolic structures $a_0^0(980) = (us\bar{u}\bar{s} - ds\bar{d}\bar{s})/\sqrt{2}$ and $f_0(980) = (us\bar{u}\bar{s} + ds\bar{d}\bar{s})/\sqrt{2}$. From that time $a_0(980)$ and $f_0(980)$ resonances came into beloved children of the light quark spectroscopy, see, for example, [2–4].

Ten years later we showed [5] that the study of the radiative decays $\phi \rightarrow \gamma a_0 \rightarrow \gamma\pi\eta$ and $\phi \rightarrow \gamma f_0 \rightarrow \gamma\pi\pi$ can shed light on the problem of $a_0(980)$ and $f_0(980)$ mesons. Over the next ten years before experiments (1998) the question was considered from different points of view [6–10].

Now these decays have been studied not only theoretically but also experimentally.

The first measurements have been reported by the SND [11,12] and CMD-2 [13] Collaborations which obtain the following branching ratios

$$BR(\phi \rightarrow \gamma\pi^0\eta) = (0.88 \pm 0.14 \pm 0.09) \cdot 10^{-4} \quad [11] (2000),$$

$$BR(\phi \rightarrow \gamma\pi^0\pi^0) = (1.221 \pm 0.098 \pm 0.061) \cdot 10^{-4} \quad [12] (2000),$$

$$BR(\phi \rightarrow \gamma\pi^0\eta) = (0.9 \pm 0.24 \pm 0.1) \cdot 10^{-4} \quad [13],$$

$$BR(\phi \rightarrow \gamma\pi^0\pi^0) = (0.92 \pm 0.08 \pm 0.06) \cdot 10^{-4} \quad [13].$$

More recently the KLOE Collaboration has measured [14,15]

$$BR(\phi \rightarrow \gamma\pi^0\eta) = (0.851 \pm 0.051 \pm 0.057) \cdot 10^{-4} \text{ in } \eta \rightarrow \gamma\gamma \quad [14],$$

$$BR(\phi \rightarrow \gamma\pi^0\eta) = (0.796 \pm 0.060 \pm 0.040) \cdot 10^{-4} \text{ in } \eta \rightarrow \pi^+\pi^-\pi^0 \quad [14],$$

$$BR(\phi \rightarrow \gamma\pi^0\pi^0) = (1.09 \pm 0.03 \pm 0.05) \cdot 10^{-4} \quad [15],$$

in agreement with the Novosibirsk data [11–13] but with a considerably smaller error.

Note that the isovector $a_0(980)$ meson is produced in the radiative ϕ meson decay as intensively as the well-studied $\eta'(958)$ meson containing $\approx 66\%$ of $s\bar{s}$, responsible for the decay ($\phi \approx s\bar{s} \rightarrow \gamma s\bar{s} \rightarrow \gamma\eta'(958)$). It is a clear qualitative argument for the presence of the $s\bar{s}$ pair in the isovector $a_0(980)$ state, i.e., for its four-quark nature.

Since the one-loop model $\phi \rightarrow K^+K^- \rightarrow \gamma a_0$ and $\phi \rightarrow K^+K^- \rightarrow \gamma f_0$, see Fig. 1, suggested at basing the experimental investigations [5], is used in the data treatment [11–15], the question on the mechanism of the scalar meson production in the ϕ radiative decays is put into the shade.

We show below in Section II that the present data give the conclusive arguments in favor of the K^+K^- loop transition as the principal mechanism of $a_0(980)$ and $f_0(980)$ meson production in the ϕ radiative decays.

In Section III we show that the knowledge of this mechanism allows to conclude that the production of $a_0(980)$ and $f_0(980)$ in the ϕ radiative decays is caused by the four-quark transitions. This constrains the large N_C expansions of the decay amplitudes and gives new impressive evidences in favor of the four-quark nature of $a_0(980)$ and $f_0(980)$ [1,3–5,7,16–18].

Section IV contains concluding remarks.

II. THE MECHANISM OF THE $a_0(980)$ AND $f_0(980)$ PRODUCTION IN THE ϕ RADIATIVE DECAYS

In Figs. 2 and 3 are shown the KLOE data on $\phi \rightarrow \gamma\pi^0\eta$ [14] and the SND data on $\phi \rightarrow \gamma\pi^0\pi^0$ [12] (2000) respectively. The excitations of the $a_0(980)$ resonance, similar to the one in Fig. 2, are observed also by the SND [11] and CMD-2 [13] Collaborations. The excitations of the $f_0(980)$ resonance, similar to the one in Fig. 3, are observed also by the CMD-2 [13] and KLOE [15] Collaborations. The data are described in the model $\phi \rightarrow (\gamma a_0 + \pi^0\rho) \rightarrow \gamma\pi^0\eta$ and $\phi \rightarrow (\gamma f_0 + \pi^0\rho) \rightarrow \gamma\pi^0\pi^0$, see details in Ref. [18,19].

As Figs. 2 and 3¹ suggest, the $\phi \rightarrow \gamma a_0 \rightarrow \gamma\pi^0\eta$ process dominates everywhere over the region of the $\pi^0\eta$ invariant mass $m_{\pi^0\eta} = m$ and the $\phi \rightarrow \gamma f_0 \rightarrow \gamma\pi^0\pi^0$ process dominates in the resonance region of the $\pi^0\pi^0$ system, the $\pi^0\pi^0$ invariant mass $m_{\pi^0\pi^0} = m > 780$ MeV.

Notice that the OZI suppressed $BR(\phi \rightarrow \rho\pi) = 0.14$ is caused by the large phase space (including the P -wave factor) of the $\rho\pi$ states in comparison with the one of the $K\bar{K}$ states in the $\phi \rightarrow K\bar{K}$ decay. As for the coupling constants, $|g_{\phi\rho\pi}/g_{\phi K\bar{K}}|^2 \approx 0.03$ GeV⁻² (please take into account also that a typical energy scale < 1 GeV in our case). As a result at tree level approximation $BR(\phi \rightarrow \rho\pi \rightarrow \gamma\pi^0\eta)/BR(\phi \rightarrow \gamma\pi^0\eta) \approx 0.07$ and $BR(\phi \rightarrow \rho\pi \rightarrow \gamma\pi^0\pi^0)/BR(\phi \rightarrow \gamma\pi^0\pi^0) \approx 0.15$, see [18,19], at a sacrifice of the large phase spaces (including the $\omega^3 = (\text{photon energy})^3$ factor from gauge invariance) in comparison with the ones in the $\phi \rightarrow \gamma a_0 \rightarrow \gamma\pi^0\eta$ and $\phi \rightarrow \gamma f_0 \rightarrow \gamma\pi^0\pi^0$ decays. Taking into account rescatterings $\phi \rightarrow \rho\pi \rightarrow \gamma(\pi^0\eta \rightarrow \pi^0\eta)$ and $\phi \rightarrow \rho\pi \rightarrow \gamma(\pi\pi \rightarrow \pi^0\pi^0)$ does not change situation considerably, see Ref. [20].

Notice also that the conclusion of Ref. [21], that in the $\phi \rightarrow \gamma\pi^0\pi^0$ the $K\bar{K}$ intermediate states dominate for 950-980 MeV, whereas the $\pi\pi$ intermediate states dominate for 700-900 MeV, is based on a mistaken hypothesis. The basic equation of the investigation in Ref. [21], Eq. (3), with the real $\alpha_1(s)$ and $\alpha_2(s)$ (as the authors supposed) is not correct. The point is that in the case under consideration there are discontinuities not only in the $\pi\pi$ ($\pi\pi$ and $K\bar{K}$ intermediate states) channel but also in the ϕ (intermediate $K\bar{K}$ and $\rho\pi$ states) and $\gamma\pi$ (intermediate ρ resonance) channels. Let us consider this question in detail. As is well know the imaginary part of a amplitude is a half of the sum of all possible discontinuities in all channels. According to Ref. [21], the discontinuities of the $\phi \rightarrow \gamma\pi^0\pi^0$ amplitude are caused only by the $\pi\pi \rightarrow \pi\pi$ and $\pi\pi \rightarrow K\bar{K}$ amplitudes, that is, only by the $\pi\pi$ intermediate states at the invariant mass of the $\pi\pi$ state less than $2M_K$, $m = m_{\pi\pi} \leq 2M_K$. But it is not the case. The two step real intermediate physical process $\phi \rightarrow K^+K^-$ and then $K^+K^- \rightarrow \gamma\pi^0\pi^0$

¹A.V. Kiselev noted kindly that in Ref. [18] the solid curve at $m < 780$ MeV is drew incorrectly. He also kindly prepared the correct figure.

causes the discontinuity in the ϕ channel at any $m = m_{\pi\pi}$. This contribution is crucial, as one can see from the behaviour of the contribution of the imaginary part in Fig. 4. Emphasize that the above the two step real physical process is not foreseen in Ref. [21] at all. At $m = m_{\pi\pi} \geq 2M_K$ the new two step real intermediate physical process $\phi \rightarrow \gamma K^+ K^-$ and then $K^+ K^- \rightarrow \pi^0 \pi^0$ opens and causes the discontinuity, which compensates the previous one, so that the sum of these two discontinuities vanishes at $\omega = 0$ (or $m = m_{\pi\pi} = m_\phi$) in agreement with gauge invariance, as one can see from the behaviour of the contribution of the imaginary part in Fig. 4. Certainly, the discontinuity in the ϕ channel, caused by the real $\rho\pi$ intermediate states, is not essential, as discussed above. The ρ contribution in the $\gamma\pi$ channel ($\phi \rightarrow \rho^0 \pi^0 \rightarrow \gamma \pi^0 \pi^0$) is discussed above also. Its value in the branching ratio is calculated to within 20% [18,19] because both the $\phi \rightarrow \rho\pi$ decay and the $\rho \rightarrow \gamma\pi$ one are studied well enough. The absence of this contribution in the KLOE data is caused by the experimental cutoff, which removes the $\omega\pi^0 \rightarrow \gamma\pi^0\pi^0$ events. The point is that the $\rho^0\pi^0 \rightarrow \gamma\pi^0\pi^0$ events are in the same region of the $\pi\pi$ mass ($m = m_{\pi\pi} < 630$ MeV) as the $\omega\pi^0 \rightarrow \gamma\pi^0\pi^0$ ones but they are only a small fraction of all $\gamma\pi^0\pi^0$ events (less than 10%). As a consequence the most part of them is removed by the above cutoff.

As for a contact $\phi \rightarrow \gamma K^0 \bar{K}^0$ interaction, which was suggested in Ref. [22] to improve fitting data in a specific model, this could only replace "the dominance of the $K^+ K^-$ intermediate states" by "the dominance of the $K \bar{K}$ intermediate states". Notice, however, that the calculation of the $\phi \rightarrow \gamma K^0 \bar{K}^0$ interaction through the $\phi \rightarrow K^* \bar{K} \rightarrow \gamma K \bar{K}$ loops in a chiral theory requires the introduction of a conterterm which can be fixed now only by experiment. As for the experiment data, they can be described also without a $\phi \rightarrow \gamma K^0 \bar{K}^0$ contribution, see, Refs. [18,19] and Figs. 2 and 3.

The resonance mass spectrum is of the form ²

$$S_R(m) = d\Gamma(\phi \rightarrow \gamma R \rightarrow \gamma ab, m)/dm$$

$$= \frac{2}{\pi} \frac{m^2 \Gamma(\phi \rightarrow \gamma R, m) \Gamma(R \rightarrow ab, m)}{|D_R(m)|^2} = \frac{4|g_R(m)|^2 \omega(m) p_{ab}(m)}{3(4\pi)^3 m_\phi^2} \left| \frac{g_{Rab}}{D_R(m)} \right|^2, \quad (1)$$

where $R = a_0$ or f_0 and $ab = \pi^0\eta$ or $\pi^0\pi^0$ respectively, $\omega(m) = (m_\phi^2 - m^2)/2m_\phi$ is the photon energy in the ϕ meson rest frame, $p_{ab}(m)$ is the modulus of the a or b particle momentum in the a and b mass center frame, g_{Rab} is the coupling constant, $g_{f_0\pi^+\pi^-} = g_{f_0\pi^+\pi^-}/\sqrt{2}$, $D_R(m)$ is the R resonance propagator the form of which everywhere over the m region can be find in [5,23,24], $g_R(m)$ is the invariant amplitude that describes the vertex of the $\phi(p) \rightarrow \gamma(k)R(q)$ transition with $q^2 = m^2$. This is precisely the function which is the subject of our investigation.

By gauge invariance, the transition amplitude is proportional to the electromagnetic field strength tensor $F_{\mu\nu}$ (in our case to the electric field in the ϕ meson rest frame):

$$A[\phi(p) \rightarrow \gamma(k)R(q)] = G_R(m) [p_\mu e_\nu(\phi) - p_\nu e_\mu(\phi)] [k_\mu e_\nu(\gamma) - k_\nu e_\mu(\gamma)], \quad (2)$$

²Notice that in Ref. [18] we took into account the mixing of $f_0(980)$ meson with another scalar isoscalar resonance, see also Ref. [7], but such a complication is not essential for the present investigation.

where $e(\phi)$ and $e(\gamma)$ are the ϕ meson and γ quantum polarization four-vectors, $G_R(m)$ is the invariant amplitude free from kinematical singularities. Since there are no charge particles or particles with magnetic moments in the process, there is no pole in $G_R(m)$. Consequently, the function

$$g_R(m) = -2(pk)G_R(m) = -2\omega(m)m_\phi G_R(m) \quad (3)$$

is proportional to $\omega(m)$ (at least!) in the soft photon region.

To describe the experimental spectra similar to the ones in Figs. 2 and 3³, the function $|g_R(m)|^2$ should be smooth (almost constant) in the range $m \leq 0.99$ GeV, see Eq. (1). Stopping the function $(\omega(m))^2$ at $\omega(990 \text{ MeV}) = 29$ MeV with the help of the form-factor $1/[1 + (R\omega(m))^2]$ requires $R \approx 100$ GeV⁻¹. It seems to be incredible to explain the formation of such a huge radius in hadron physics. Based on the large, by hadron physics standard, $R \approx 10$ GeV⁻¹, one can obtain an effective maximum of the mass spectrum under discussion only near 900 MeV. To exemplify this trouble let us consider the contribution of the isolated R resonance: $g_R(m) = -2\omega(m)m_\phi G_R(m_R)$. Let also the mass and the width of the R resonance equal 980 MeV and 60 MeV, then $S_R(920 \text{ MeV}) : S_R(950 \text{ MeV}) : S_R(970 \text{ MeV}) : S_R(980 \text{ MeV}) = 3 : 2.7 : 1.8 : 1$.

So stopping the $g_R(m)$ function is the crucial point in understanding the mechanism of the production of $a_0(980)$ and $f_0(980)$ resonances in the ϕ radiative decays.

The K^+K^- loop model $\phi \rightarrow K^+K^- \rightarrow \gamma R$ [5] solves this problem in the elegant way: the fine threshold phenomenon is discovered, see Fig. 4, where the universal in K^+K^- loop model function $|g(m)|^2 = |g_R(m)/g_{RK^+K^-}|^2$ is shown⁴.

To demonstrate the threshold character of this effect we present Fig. 5 and Fig. 6 in which the function $|g(m)|^2$ is shown in the case of K^+ meson mass is 25 MeV and 50 MeV less than in reality.

One can see from Figs. 5 and 6 that the function $|g(m)|^2$ is suppressed by the $(\omega(m))^2$ law in the region 950-1020 MeV and 900-1020 MeV respectively

In the mass spectrum this suppression is increased by one more power of $\omega(m)$, see Eq. (1), so that we cannot see the resonance in the region 980-995 MeV⁵. The maximum in the spectrum is effectively shifted to the region 935-950 MeV and 880-900 MeV respectively.

In truth this means that $a_0(980)$ and $f_0(980)$ resonances are seen in the radiative decays of ϕ meson owing to the K^+K^- intermediate state, otherwise the maxima in the spectra would be shifted to 900 MeV.

³Note that $S_R(m) = \Gamma_\phi dBR(\phi \rightarrow \gamma R \rightarrow \gamma ab, m)/dm$.

⁴The forms of $g_R(m)$ and $g(m) = g_R(m)/g_{RK^+K^-}$ everywhere over the m region are in Refs. [5] and [19,24] respectively. Emphasize that fitting in the captions to Figs. 2 and 3 relates only to the parameters of the scalar mesons (to masses, coupling constants and relative phases of amplitudes of production), not to $g(m)$, see Refs. [18,19].

⁵The actual absence of a background at a soft photon energy region $\omega(m) < 112$ MeV ($m > 900$ MeV) owes to gauge invariance also.

So the mechanism of production of $a_0(980)$ and $f_0(980)$ mesons in the ϕ radiative decays is established.

III. THE LARGE N_C EXPANSION OF THE $\phi \rightarrow \gamma a_0$ AND $\phi \rightarrow \gamma f_0$ AMPLITUDES

Both real and imaginary parts of the $\phi \rightarrow \gamma R$ amplitude are caused by the K^+K^- intermediate state. The imaginary part is caused by the real K^+K^- intermediate state while the real part is caused by the virtual compact K^+K^- intermediate state, i.e., we are dealing here with the four-quark transition⁶. Needless to say, radiative four-quark transitions can happen between two $q\bar{q}$ states as well as between $q\bar{q}$ and $q^2\bar{q}^2$ states but their intensities depend strongly on a type of the transitions. A radiative four-quark transition between two $q\bar{q}$ states requires creation and annihilation of an additional $q\bar{q}$ pair, i.e., such a transition is forbidden according to the Okuba-Zweig-Izuka (OZI) rule, while a radiative four-quark transition between $q\bar{q}$ and $q^2\bar{q}^2$ states requires only creation of an additional $q\bar{q}$ pair, i.e., such a transition is allowed according to the OZI rule.

Let us consider this problem from the large N_C expansion standpoint, using the G.'t Hooft rules [25]: $g_s^2 N_C \rightarrow \text{const}$ at $N_C \rightarrow \infty$ and a gluon is equivalent to a quark-antiquark pair ($A_j^i \sim q^i \bar{q}_j$). The point is that the large N_C expansion is the most clear heuristic understanding of the OZI rule because the OZI forbidden branching ratio as a rule is suppressed by the factor $N_C^2 = 9$, but not $N_C = 3$, in comparison with the OZI allowed decay. In our case the results analysis are even more interesting.

Fig. 7 reminds us of the large N_C expansion of some well-known decay amplitudes⁷

Let us begin our consideration with the $q\bar{q}$ model.

In the two-quark model $a_0^0(980) = (u\bar{u} - d\bar{d})/\sqrt{2}$, the large N_C expansion of the $\phi \approx s\bar{s} \rightarrow \gamma a_0(980)$ amplitude starts with the OZI forbidden transition of the $1/N_C$ order: $s\bar{s}$ annihilation and $u\bar{u}$, $d\bar{d}$ creation, see Fig. 8. But its weight is bound to be small, because this term does not contain the K^+K^- intermediate state, which emerges only in the next to leading term of the $(1/N_C)^2$ (!) order for creation and annihilation of additional $q\bar{q}$ pairs, see Fig. 8. Note that $\phi \approx s\bar{s} \rightarrow \gamma s\bar{s} \rightarrow \gamma \eta'(958)$ transition (as intensive experimentally as $\phi \rightarrow \gamma a_0(980)$) does not require creation of an additional $q\bar{q}$ pair at all (the OZI superallowed transition) and has the $(N_C)^0$ order, see Fig. 7.

In the two-quark model $f_0(980) = (u\bar{u} + d\bar{d})/\sqrt{2}$, which involves the a_0 - f_0 mass degeneration, the large N_C expansion of the $\phi \approx s\bar{s} \rightarrow \gamma f_0(980)$ amplitude starts also with the OZI forbidden transition of the $1/N_C$ order: $s\bar{s}$ annihilation and $u\bar{u}$, $d\bar{d}$ creation, see Fig. 9, whose weight also is bound to be small, because this term does not contain the K^+K^-

⁶It will be recalled that the imaginary part of every hadronic amplitude describes a multi-quark transition.

⁷In Figs. 7 - 11 are understood the graphs with the obvious permutations of the gamma quantum. In addition, in Figs. 7 - 11 are not shown exchanges by planar gluons which do not change the large N_C behaviour.

intermediate state, which emerges only in the next to leading term of the $(1/N_C)^2$ order, see Fig. 9.

In the two-quark model $f_0(980) \approx s\bar{s}$, which has the serious trouble with the a_0 - f_0 mass degeneration, the $(N_C)^0$ order transition without creation of an additional $q\bar{q}$ pair $\phi \approx s\bar{s} \rightarrow \gamma s\bar{s} \rightarrow \gamma f_0(980)$ ⁸, see Fig. 10, is bound to have a small weight in the large N_C expansion of the $\phi \approx s\bar{s} \rightarrow \gamma f_0(980)$ amplitude, because this term does not contain the K^+K^- intermediate state, which emerges only in the next to leading term of the $1/N_C$ order, i.e., in the OZI forbidden transition, see Fig. 10. Emphasize that the mechanism without creation and annihilation of the additional $u\bar{u}$ pair cannot explain the $S_{f_0}(m)$ spectrum because it does not contain the K^+K^- intermediate state!

But if $a_0^0(980)$ and $f_0(980)$ mesons are compact $K\bar{K}$ states $a_0^0(980) = (u\bar{s}s\bar{u} - d\bar{s}s\bar{d})/\sqrt{2}$ and $f_0(980) = (u\bar{s}s\bar{u} + d\bar{s}s\bar{d})/\sqrt{2}$ respectively, i.e., four-quark states similar to states of the MIT-bag model⁹, the large N_C expansions of the $\phi \approx s\bar{s} \rightarrow \gamma a_0(980)$ and $\phi \approx s\bar{s} \rightarrow \gamma f_0(980)$ amplitudes start with the OZI allowed transitions of the $(1/N_C)^{-1/2}$ order, which require only creation the additional $u\bar{u}$ pair for the K^+K^- intermediate state, see Fig. 11.

Thus, it is shown that the $\phi \rightarrow \gamma a_0$ decay intensity in the two-quark model and the $\phi \rightarrow \gamma f_0$ decay intensity in the $f_0 = (u\bar{u} + d\bar{d})/\sqrt{2}$ model are suppressed by the factor $1/N_c^3$ in comparison with the ones in the four-quark model, but in the $f_0 = s\bar{s}$ model the $\phi \rightarrow \gamma f_0$ decay intensity is suppressed only by the factor $1/N_c$ in comparison with the one in the four-quark model. It will be recalled that a OZI allowed hadronic decay amplitude, for example, the $\rho \rightarrow \pi\pi$ amplitude, see Fig. 7, has the $(1/N_C)^{-1/2}$ order, that is, a OZI allowed hadronic decay intensity is suppressed by the factor $1/N_c$ in comparison with a OZI superallowed one.

IV. CONCLUSION

In summary the fine threshold phenomenon is discovered, which is to say that the K^+K^- loop mechanism of the $a_0(980)$ and $f_0(980)$ scalar meson production in the ϕ radiative decays is established at a physical level of proof. The case is rarest in hadron physics. This production mechanism is the four-quark transition what constrains the large N_C expansion of the $\phi \rightarrow \gamma a_0(980)$ and $\phi \rightarrow \gamma f_0(980)$ amplitudes and gives the new strong (if not crucial) evidences in favor of the four-quark nature of $a_0(980)$ and $f_0(980)$ mesons.

⁸In this regard the $(N_C)^0$ order mechanism is similar to the principal mechanism of the $\phi \approx s\bar{s} \rightarrow \gamma s\bar{s} \rightarrow \gamma \eta'(958)$ decay, see Fig. 7.

⁹In the case of the $K\bar{K}$ bound states with the binding energy close to 20 MeV, i.e., in the extended molecule case, the contribution of the virtual intermediate K^+K^- states in the K^+K^- loop is suppressed by the momentum distribution in the molecule, and the real part of the loop amplitudes are negligible [8]. It leads to the branching ratios [8] much less than the experimental ones. In addition, the $S_R(m)$ spectra in the $K\bar{K}$ molecule case are much narrower than the experimental ones, see the behavior of the imaginary part contribution in Fig. 4.

ACKNOWLEDGEMENT

I thank A.V. Kiselev very much for the help.

A preliminary version of this paper has been reported as Invited Talk on February 25, 2003 at "International Symposium on Hadron Spectroscopy, Chiral Symmetry and Relativistic Description of Bound Systems", February 24 - 26, 2003, Tokyo, Japan. I would like to thank Professor Ishida-San, Professor Takamatsu-San, Professor Tsai-san and Professor Tsuru-San very much for the Invitation, the financial support and the generous hospitality. I would like to thank all participants of "International Symposium on Hadron Spectroscopy, Chiral Symmetry and Relativistic Description of Bound Systems", February 24 - 26, 2003, Tokyo, Japan, and "KEK Workshop on hadron spectroscopy and chiral particle search in J/ψ decay data at BES", February 28 - March 1, 2003, Tsukuba, Japan, for a creative atmosphere, which promoted writing the final version of the paper.

I would like also to thank Referee in Nuclear Physics A, whose questions promoted the emergence of many elucidating and critical comments.

This work was supported in part by RFBR, Grant No 02-02-16061.

REFERENCES

- [1] R.L. Jaffe, Phys. Rev. D **15** (1977) 267, 281 .
- [2] L. Montanet, Rep. Prog. Phys. **46** (1983) 337 ; L.G. Landsberg, Usp. Fiz. Nauk. **160** (1990) 3 [Sov. Phys. Usp. **33** (1990) 1]; M.R. Pennington, HADRON '95, Proceedings of the 6th International Conference on Hadron Spectroscopy, Manchester, UK, 10th-14th July 1995, Eds. M.C. Birse, G.D. Lafferty, and J.A. McGovern, page 3, World Scientific, Singapore; T. Barnes, HADRON SPECTROSCOPY, VII International Conference, Upton, NY August 1997, Eds. S.U. Chung, H.J. Willutzki, AIP CONFERENCE PROCEEDINGS 432, page 3; C. Amsler, Rev.Mod.Phys. **70**, 1293 (1998); Muneyuki Ishida, Shin Ishida, and Taku Ishida, Prog.Theor.Phys. **99** (1998) 1031 ; R. Delbourgo and M.D. Scadron, Int. J. Mod. Phys. A **13** (1998) 657; S. Godfrey and J. Napolitano, Rev. Mod. Phys. **71** (1999) 1411; P. Minkowski and W. Ochs, Eur. Phys. J. C **9** (1999) 283; E. van Beveren, hep-ph/0201006; F.E. Close and N.A. Törnqvist, J. Phys. G **28** (2002) R 249, hep-ph/0204205; H.Y. Cheng, Phys. Rev. D **67** (2003) 034024.
- [3] N.N. Achasov, S.A. Devyanin and G.N. Shestakov, Usp. Fiz. Nauk. **142** (1984) 361 [Sov. Phys. Usp. **27** (1984) 161]; N.N. Achasov and G.N. Shestakov, Usp. Fiz. Nauk. **161** (6) (1991) 53 [Sov. Phys. Usp. **34** (6) (1991) 471]; N.N. Achasov, Nucl. Phys. B (Proc. Suppl.) **21** (1991) 189 .
- [4] N.N. Achasov, Usp. Fiz. Nauk. **168** (1998) 1257 [Phys. Usp. **41** (1998) 1149]; Nucl. Phys. A **675** (2000) 279c; Yad.Fiz. **65** (2002) 573 [Phys. At. Nucl. **65** (2002) 546].
- [5] N.N. Achasov and V.N. Ivanchenko, Nucl. Phys. B **315** (1989) 465 ; Preprint INP 87-129 (1987) Novosibirsk.
- [6] A. Bramon, A. Grau, G. Pancheri, Phys.Lett. B **289** (1992) 97; F.E. Close, N. Isgur, and S. Kumano, Nucl. Phys. B **389** (1993) 513; J.L. Lucio, M. Napsuciale, Phys. Lett. B **331** (1994) 418.
- [7] N.N. Achasov and V.V. Gubin, Phys. Rev. D **56** (1997) 4084; Yad. Fiz. **61** (1998) 274 [Phys. At. Nucl. **61** (1998) 224].
- [8] N.N. Achasov, V.V. Gubin, and V.I. Shevchenko, Phys. Rev. D **56** (1997) 203; Int. J. Mod. Phys. A **12** (1997) 5019 ; Yad. Fiz. **60** (1997) 89 [Phys. At. Nucl. **60** (1997) 81].
- [9] N.N. Achasov, V.V. Gubin, and E.P. Solodov, Phys. Rev. D **55** (1997) 2672; Yad. Fiz. **60**(1997) 1279 [Phys. At. Nucl. **60** (1997) 1152].
- [10] N.N. Achasov and V.V. Gubin, Phys. Rev. D **57** (1998) 1987; Yad. Fiz. **61** (1998) 1473 [Phys. At. Nucl. **61** (1998) 1367].
- [11] M.N. Achasov et al., Phys. Lett. B **438** (1998) 441; **479** (2000) 53.
- [12] M.N. Achasov et al., Phys. Lett. B **440** (1998) 442 ; **485** (2000) 349.
- [13] R.R. Akhmetshin et al., Phys. Lett. B **462** (1999) 380.
- [14] A. Aloisio et al., Phys.Lett. B **536** (2002) 209.
- [15] A. Aloisio et al., Phys.Lett. B **537** (2002) 21.
- [16] O. Black, A. Fariborz, F. Sannino, and J. Schechter, Phys.Rev. D **59** (1999) 074026.
- [17] HADRON SPECTROSCOPY, Ninth International Conference on Hadron Spectroscopy, Protvino, Russia 25 August – 1 September 2001, HADRON 2001, edited by D. Amelin and A.M. Zaitsev, AIP CONFERENCE PROCEEDINGS, Vol. 619: N.N. Achasov, p. 112 (Plenary session talk), hep-ph/0110059; J. Schechter, p. 178 (Plenary session talk), hep-ph/0110356; S.F. Tuan, p. 495 (Parallel session talk), hep-ph/0109191; T. Teshima, p. 487 (Parallel session talk), hep-ph/0105107.

- [18] N.N. Achasov and V.V. Gubin, Phys. Rev. D **63** (2001) 094007; Yad. Fiz. **65** (2002) 1566 [Phys. At. Nucl. **65** (2002) 1528].
- [19] N.N. Achasov and A.V. Kiselev, Phys. Rev. D **68** (2003) 014006 , hep-ph/0212153.
- [20] J.E Palomar, L Roca, E. Oset and M.J. Vicente Vacas, hep-ph/0306249.
- [21] M. Boglione and M.R. Pennington, hep-ph/0303200.
- [22] J.A. Oller, Nucl. Phys. A **714** (2003) 161.
- [23] N.N. Achasov, S.A. Devyanin, and G.N. Shestakov, Yad. Fiz. **32** (1980) 1098 [Sov. J. Nucl. Phys. **32** (1980) 566].
- [24] N.N. Achasov and V.V. Gubin, Phys. Rev. D **64** (2001) 094016; Yad. Fiz. **65** (2002) 1939 [Phys. At. Nucl. **65** (2002) 1887].
- [25] G. 't Hooft, Nucl. Phys. B **72** (1974) 461.

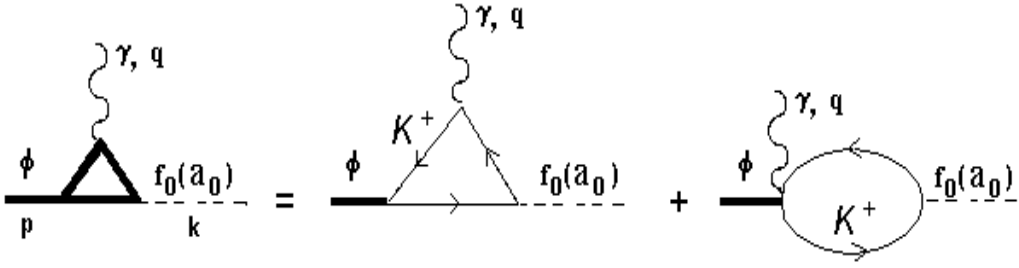


FIG. 1. Diagrams of the K^+K^- loop model.

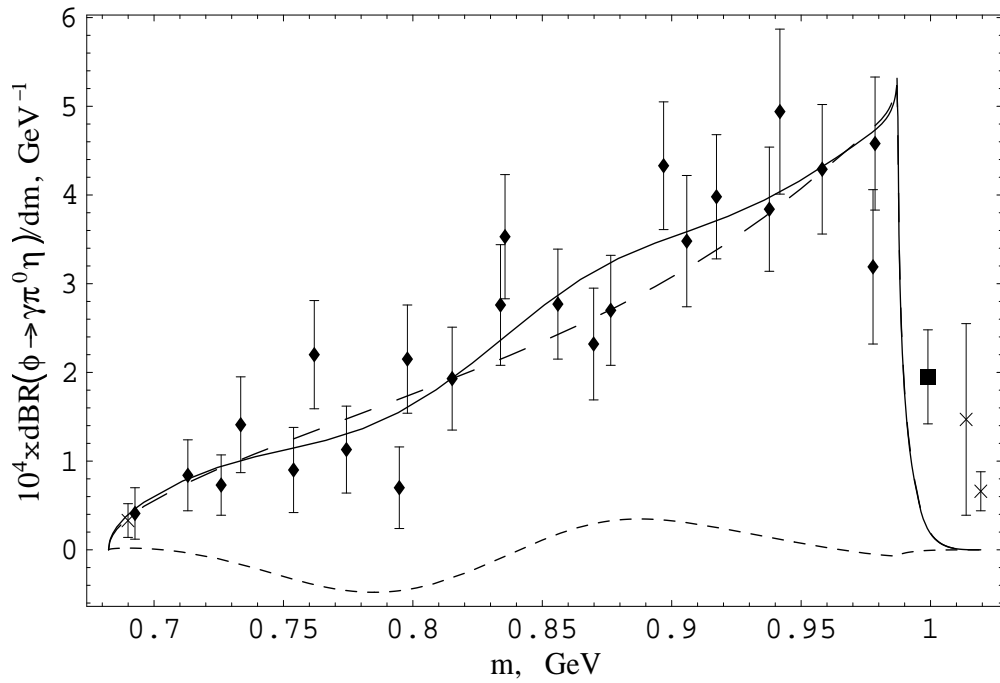


FIG. 2. Fitting of $10^4 \times dBR(\phi \rightarrow \gamma\pi^0\eta)/dm$ with the background is shown with the solid line. The signal contribution and interference contributions are shown with the dashed and dotted lines respectively. The data are from the KLOE detector.

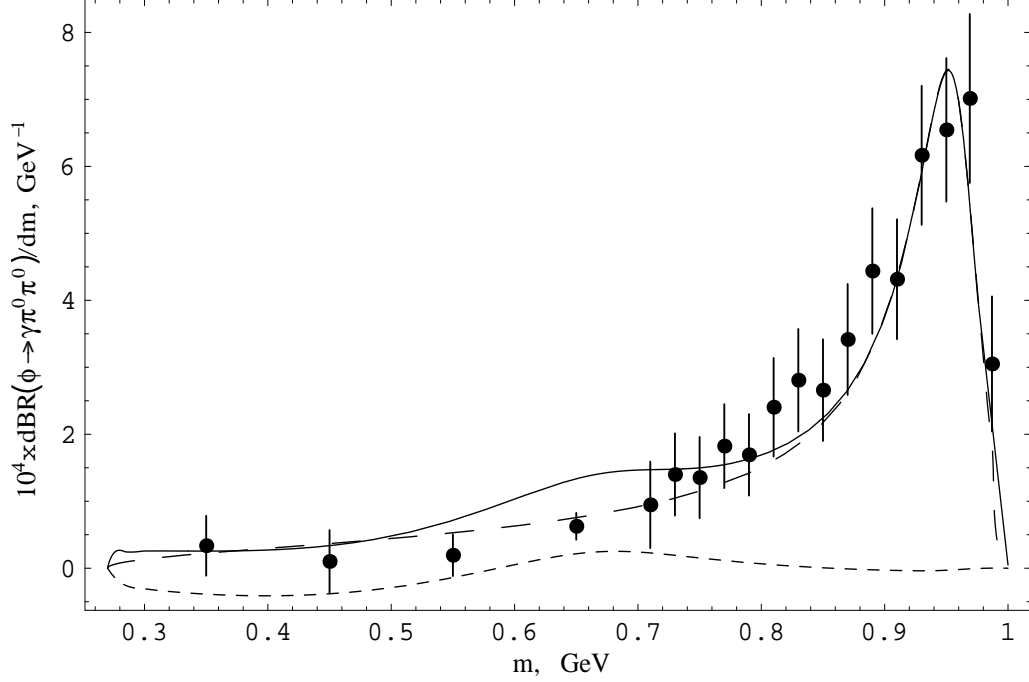


FIG. 3. Fitting of $10^4 \times dBR(\phi \rightarrow \gamma\pi^0\pi^0)/dm$ with the background is shown with the solid line, the signal contribution is shown with the dashed line. The dotted line is the interference term. The data are from the SND detector.

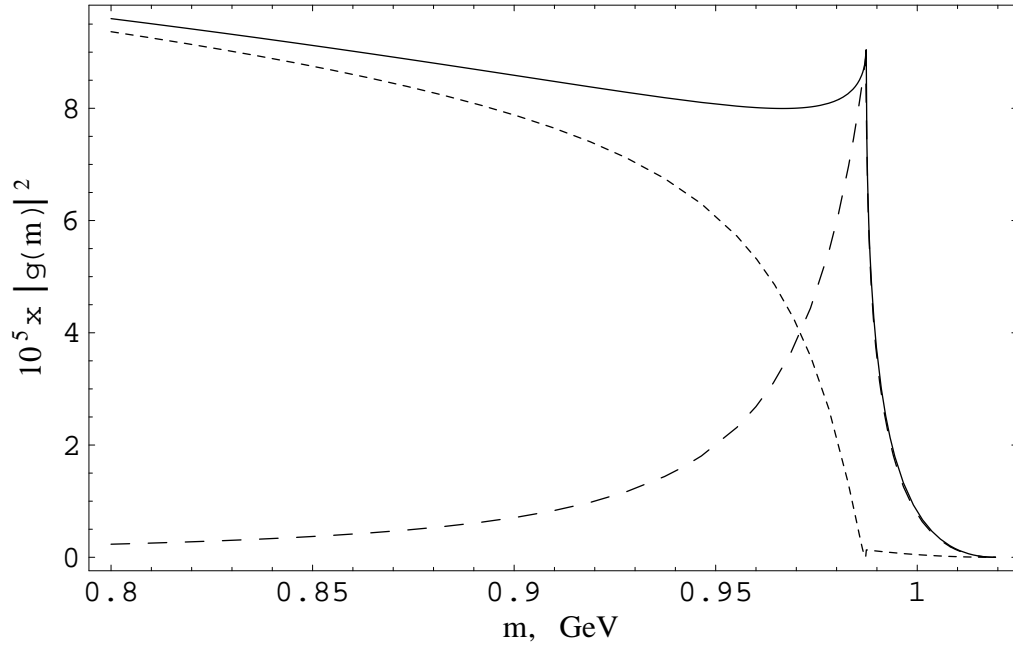


FIG. 4. The function $|g(m)|^2$ is drawn with the solid line. The contribution of the imaginary part is drawn with the dashed line. The contribution of the real part is drawn with the dotted line.

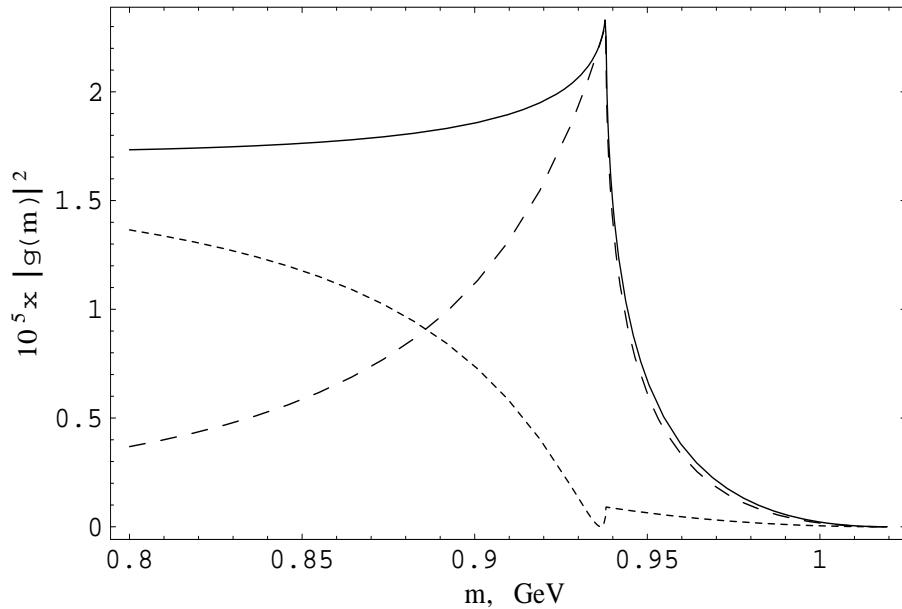


FIG. 5. The function $|g(m)|^2$ for $m_{K^+} = 469$ MeV is drawn with the solid line. The contribution of the imaginary part is drawn with the dashed line. The contribution of the real part is drawn with the dotted line.

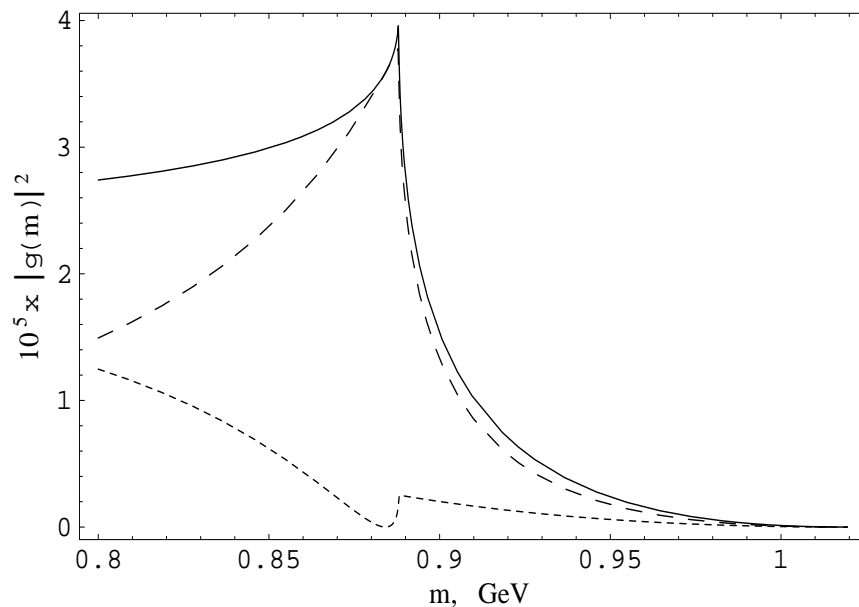
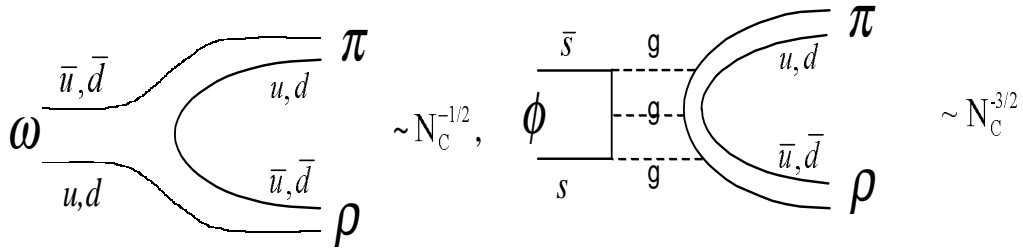


FIG. 6. The function $|g(m)|^2$ for $m_{K^+} = 444$ MeV is drawn with the solid line. The contribution of the imaginary part is drawn with the dashed line. The contribution of the real part is drawn with the dotted line.



OZI-allowed

OZI-forbidden

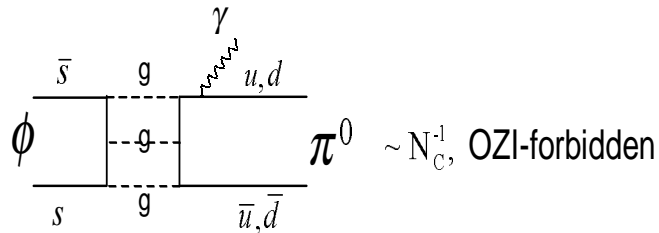
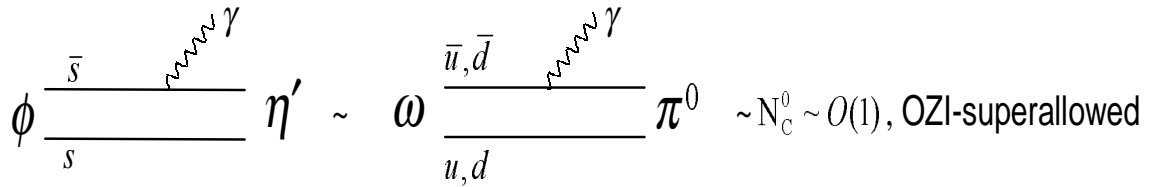
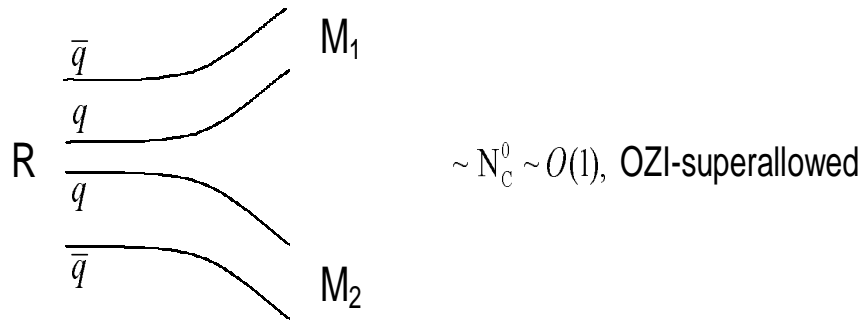


FIG. 7. The large N_C expansion of some well-known decay amplitudes.

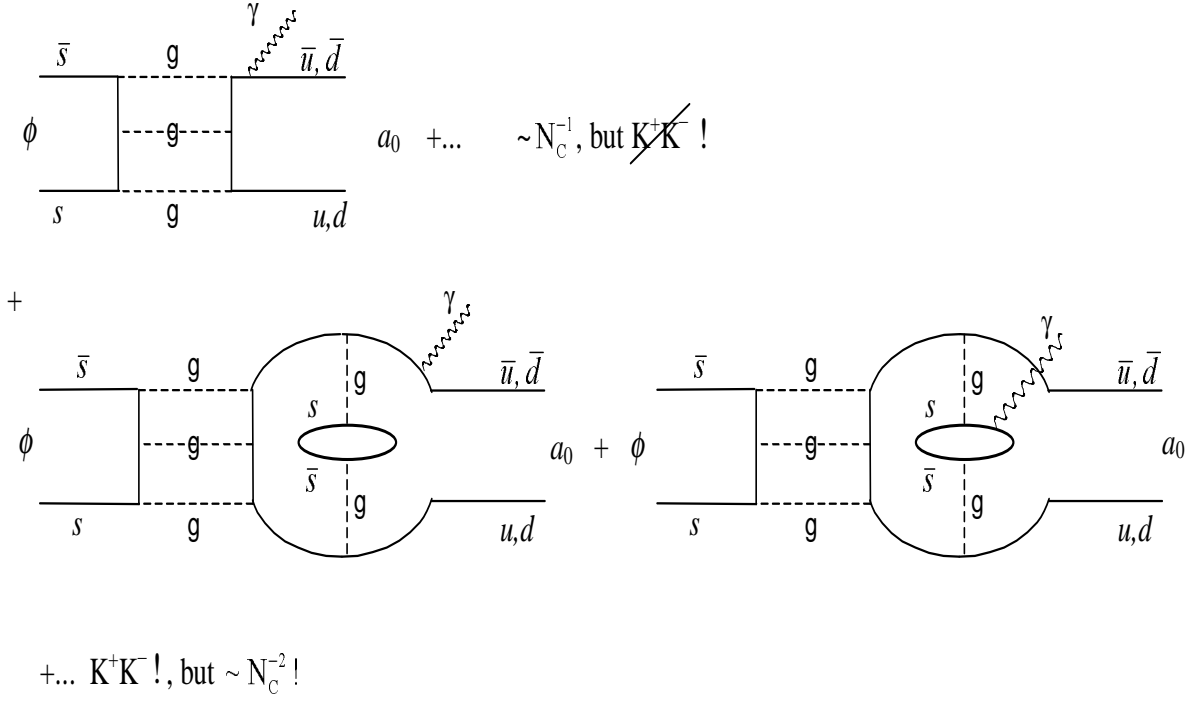


FIG. 8. The large N_C expansion of the $\phi \rightarrow \gamma a_0(980)$ amplitude in the two-quark model $a_0^0(980) = (u\bar{u} - d\bar{d})/\sqrt{2}$.

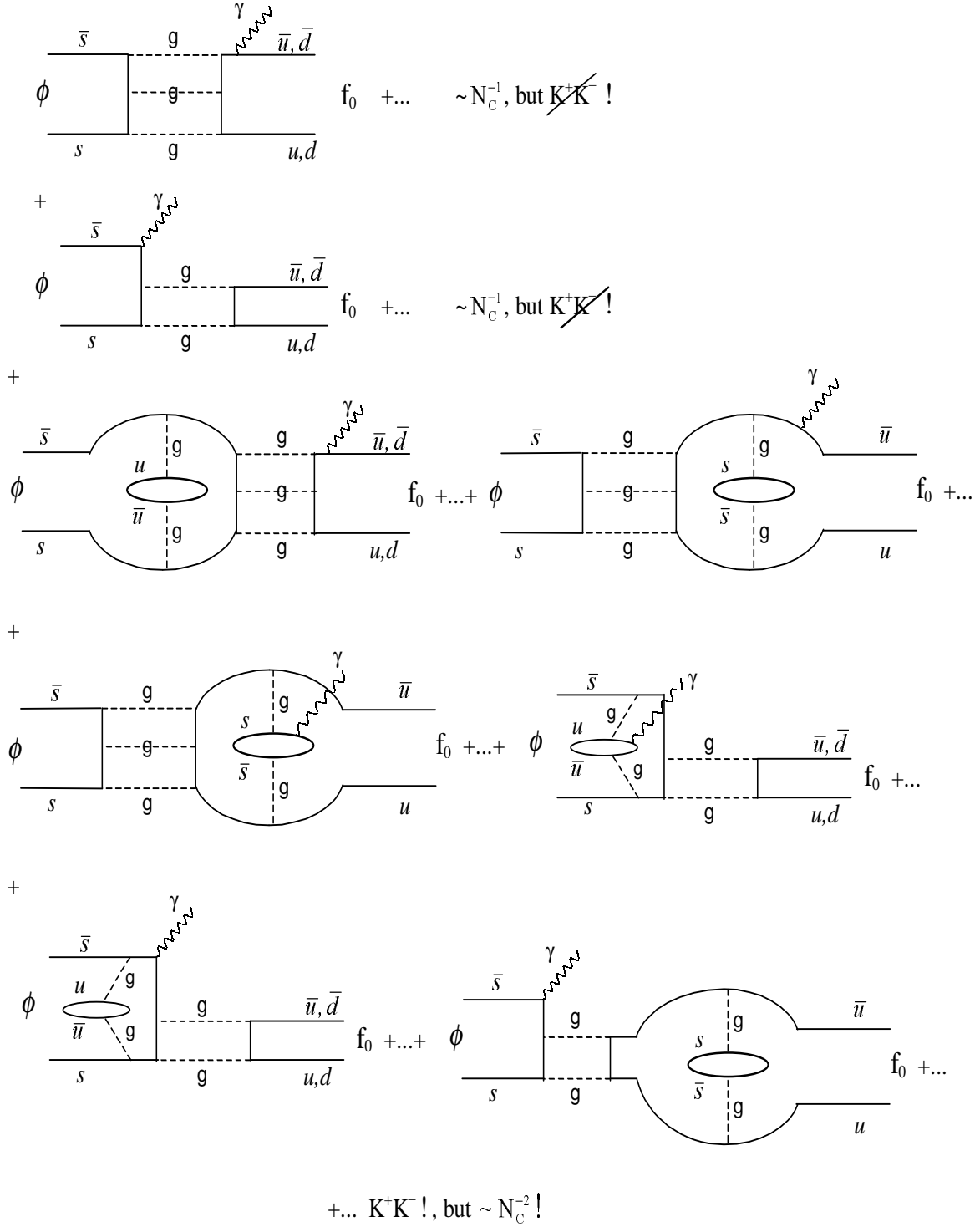


FIG. 9. The large N_C expansion of the $\phi \rightarrow \gamma f_0(980)$ amplitude in the two-quark model $f_0(980) = (u\bar{u} + d\bar{d})/\sqrt{2}$.

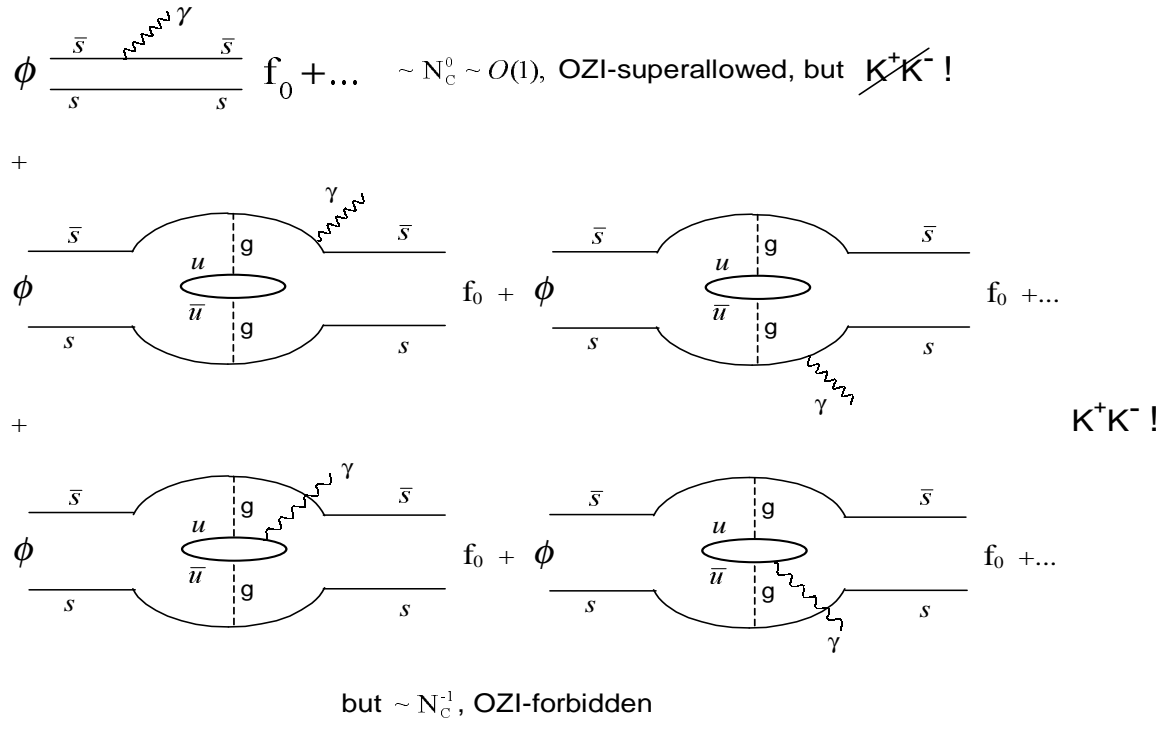


FIG. 10. The large N_C expansion of the $\phi \rightarrow \gamma f_0(980)$ amplitude in the two-quark model $f_0(980) = s\bar{s}$.

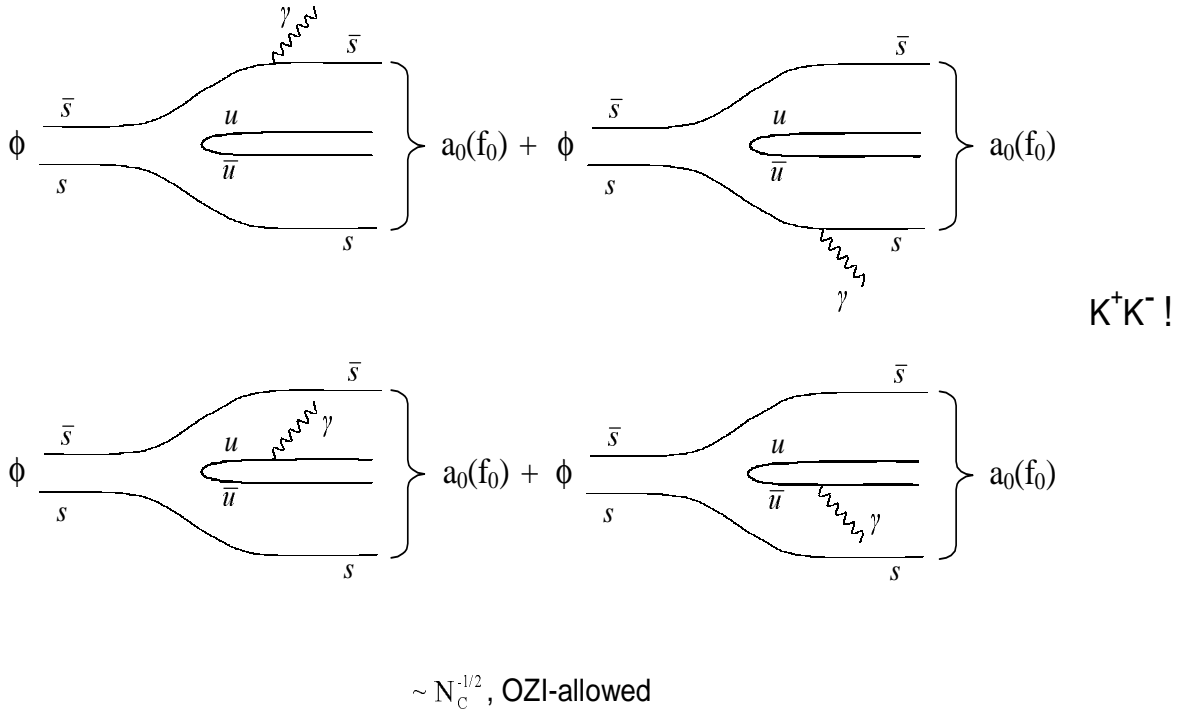


FIG. 11. The large N_C expansion of the $\phi \rightarrow \gamma a_0(980)$ and $\phi \rightarrow \gamma f_0(980)$ amplitudes in the four-quark model $a_0^0(980) = (u\bar{s}s\bar{u} - d\bar{s}s\bar{d})/\sqrt{2}$ and $f_0(980) = (u\bar{s}s\bar{u} + d\bar{s}s\bar{d})/\sqrt{2}$.