

A search for the fourth SM family quarks at the Tevatron

E. Arık^a, O. Cakır^b, S. Sultansoy^{c,d}

a) Bogazici University, Faculty of Arts and Sciences,
Department of Physics, 80815 Bebek, Istanbul, Turkey

b) Ankara University, Faculty of Science,
Department of Physics, 06100 Tandogan, Ankara, Turkey

c) Gazi University, Faculty of Arts and Sciences,
Department of Physics, 06500 Teknikokullar, Ankara, Turkey and

d) Azerbaijan Academy of Sciences, Institute of Physics,
H. Cavid Avenue 33, Baku, Azerbaijan

Abstract

It is shown that the fourth standard model (SM) family quarks can be observed at the Fermilab Tevatron if their anomalous interactions with known quarks have sufficient strength.

It is well known that there are serious democracy arguments favoring the existence of the fourth SM family [1, 2, 3]. The masses of these fermions are expected to be nearly degenerate and lie between 300 GeV and 700 GeV. The fourth family quarks will be copiously produced at the LHC [4, 5] and the fourth family leptons will be observed at the future lepton colliders [6, 7]. Can the Tevatron contribute to the subject? In principle yes. First, the fourth family quarks can manifest themselves indirectly due to the enhancement in the Higgs boson production [8, 9]. Second, they can possibly be produced directly via anomalous $gq\bar{q}_4$ interactions. In our previous papers [10, 11] we have shown that the superjet events observed by the CDF [12, 13, 14] could be interpreted in relation to this mechanism. In this work, we will adopt a more general approach. Namely, u_4 and d_4 quarks are produced anomalously via the subprocesses $g u(c) \rightarrow u_4$ and $g d(s;b) \rightarrow d_4$, respectively; followed by either SM or anomalous decays.

We use the following effective Lagrangian for the anomalous interactions of the fourth SM family quarks:

$$\begin{aligned} \mathcal{L} = & \frac{q_1}{2} e_q g_e q_4 (A^{q_1} + B^{q_1-5}) q_1 F + \frac{q_1}{2} g_Z q_4 (A_Z^{q_1} + B_Z^{q_1-5}) q_1 Z \\ & + \frac{q_1}{2} g_s q_4 (A_g^{q_1} + B_g^{q_1-5}) T^a q_1 G_a + \text{h.c.} \end{aligned} \quad (1)$$

where F , Z , and G are the field strength tensors of the photon, Z boson and gluons, respectively; T^a are Gell-Mann matrices; e_q is the charge of the quark; g_e , g_Z , and g_s are the electroweak, and the strong coupling constants, respectively. $g_Z = g_e = \cos \theta_W \sin \theta_W$ where θ_W is the Weinberg angle. $A_{Z/g}^{q_1}$ and $B_{Z/g}^{q_1}$ are the magnitudes of the neutral currents; $q_{Z/g}^{q_1}$ define the strength of the anomalous couplings for the neutral currents with a photon, a Z boson and a gluon, respectively; Λ is the cutoff scale for the new physics.

Below, we assume all the neutral current magnitudes to be equal, satisfying the constraint $A^2 + B^2 = 1$ and we take all anomalous couplings to be equal $q_1 = q_Z = q_g = 1$. In order to calculate the cross-sections and the decay widths, we have implemented the new interaction vertices into the CompHEP [15] package. In addition to the dependence on the fourth family quark masses, the decay widths depend on \sqrt{s} for anomalous decays and on CKM matrix elements $V_{q_1 q_4}$ for SM decay modes. This is demonstrated in Fig. 1a(b) for $m_{q_4} = 300 \text{ GeV}$ (700 GeV). Since u_4 and d_4 quarks are degenerate in mass, their anomalous s-channel production cross sections will be of the same order. For their decays we will consider

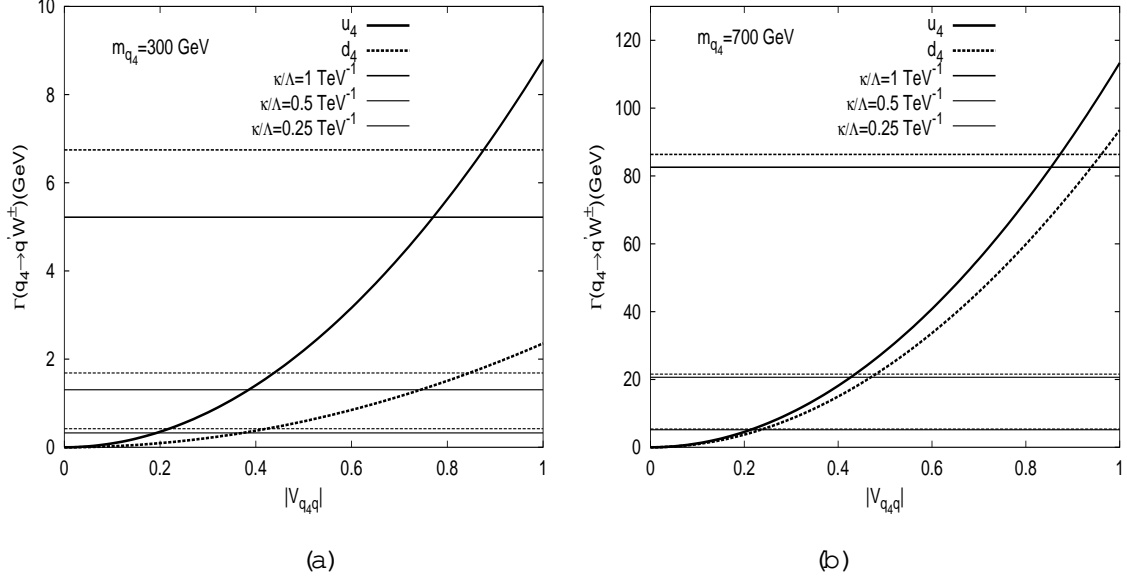


FIG. 1: The decay widths for fourth family quarks with mass a) $m_{q_4} = 300$ GeV and b) with mass $m_{q_4} = 700$ GeV.

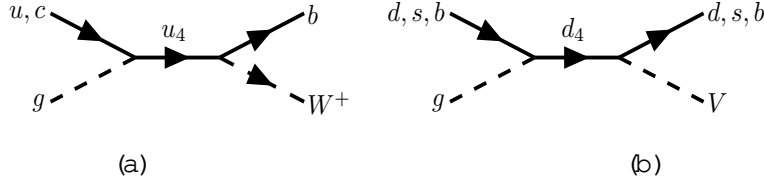


FIG. 2: Anomalous production of q_4 quarks and decays via a) SM mode and b) anomalous mode where $V = g, Z, \gamma$.

SM mode for u_4 quark and anomalous mode for d_4 quark to be dominant. Corresponding Feynman diagrams are shown in Fig. 2.

First, let us consider the process $pp \rightarrow u_4 X \rightarrow bW^+ X$. Table I lists the cross sections for signal (with coupling $\kappa/\Lambda = 0.5 \text{ TeV}^{-1}$ and 0.25 TeV^{-1}) and background. We consider two cases: without any cuts and with $p_T^b > 50$ GeV for b-jets for two limiting m_{u_4} mass values, namely 300 GeV and 700 GeV. Numerical calculations were performed for $\sqrt{s_{u_4 b}} = (\kappa/\Lambda) \text{ TeV}$. This yields the dominance of SM decay mode (see Fig. 1). In order to estimate the observability limits for anomalous couplings κ/Λ , we use the definition of significance

$$SS = \frac{S+B}{B} \frac{B}{B} \frac{1}{\epsilon} \frac{1}{\text{BR}_{int}} \quad (2)$$

where $\epsilon = 0.5$ is the detection efficiency including b-tagging and $\text{BR} = 0.2$ is the branching

TABLE I: The cross sections for the process $pp \rightarrow u_4 X \rightarrow bW^+ X$ with $\sqrt{s} = 0.5 \text{ TeV}^{-1}$ and 0.25 TeV^{-1} , the background cross sections and achievable low limits on the anomalous coupling κ (in TeV^{-1}) for 5 σ level of observation.

$m_{u_4} = 300 \text{ (700) GeV}$				
	no cut		with cut	
	$\sqrt{s_{u_4b}} = 0.5$	$\sqrt{s_{u_4b}} = 0.25$	$\sqrt{s_{u_4b}} = 0.5$	$\sqrt{s_{u_4b}} = 0.25$
σ_{S+B}, pb	22.1 (0.62)	5.7 (0.21)	20.4 (0.34)	5.2 (0.082)
σ_B, pb	0.184		6.8	10^{-4}
κ, TeV^{-1}	0.03 (0.33)		0.01 (0.12)	

TABLE II: Branching ratios (%) and decay widths for d_4 quark with the anomalous coupling $\kappa = 0.5 \text{ TeV}^{-1}$.

m_{d_4}, GeV	300		700	
κ, TeV^{-1}	0.5	0.25	0.5	0.25
$\text{BR}(d_4 \rightarrow s; b)$	31	31	31	31
$\text{BR}(d_4 \rightarrow Z; d; s; b)$	1.9	1.9	2.1	2.1
$\text{BR}(d_4 \rightarrow d; s; b)$	0.17	0.17	0.16	0.16
Γ, GeV	1.75	0.44	22.4	5.6
$\sigma(pp \rightarrow d_4 X), \text{pb}$	21.4	5.19	0.18	0.077

ratio of $W^+ \rightarrow e^+ e^- e^+$. We also require them in minimum number of observed events to be 25 and $S/S \approx 5$. We obtain following low limits on the anomalous coupling: $\kappa = 0.03 \text{ TeV}^{-1}$ without cuts and $\kappa = 0.01 \text{ TeV}^{-1}$ with $p_T^b > 50 \text{ GeV}$ for $m_{u_4} = 300 \text{ GeV}$. Corresponding numbers for $m_{u_4} = 700 \text{ GeV}$ are $\kappa = 0.33 \text{ TeV}^{-1}$ and $\kappa = 0.12 \text{ TeV}^{-1}$, respectively.

The next process we will consider is $pp \rightarrow d_4 X \rightarrow qV X$ where $q = d; s; b$ and $V = g; Z; \gamma$. The condition $\sqrt{s} < (\sqrt{s})_{\text{max}}$ ensures the anomalous decay mode of d_4 to be dominant. In Table II, branching ratios and total decay widths of d_4 quark with $m_{d_4} = 300$ and 700 GeV are given for the anomalous coupling $\kappa = 0.5 \text{ TeV}^{-1}$ and $\kappa = 0.25 \text{ TeV}^{-1}$. The calculated signal cross sections for d_4 quark are presented in the last row of the Table II.

One can differentiate between u_4 and \bar{u}_4 quarks by identifying the charge of the lepton from W decay. However, d_4 and \bar{d}_4 quarks have the same final state signatures. For this

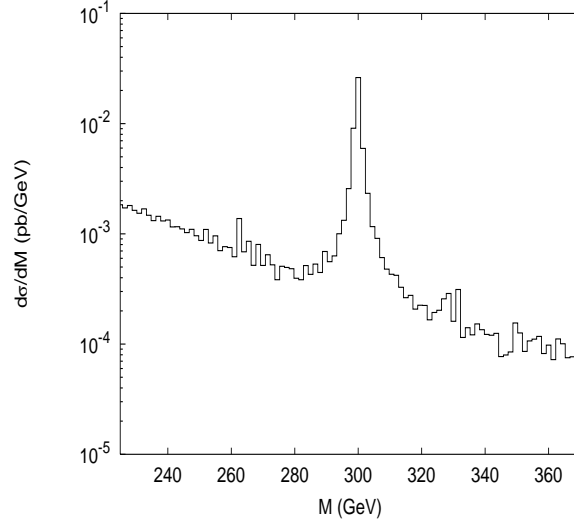


FIG. 3: Invariant mass distribution of b-tagged jet and photon for signal ($m_{d_4} = 300 \text{ GeV}$, $\kappa = 0.5 \text{ TeV}^{-1}$) and background.

reason we will double the number of signal events in our estimations below. The decay modes of d_4 and \bar{d}_4 quarks consist of two-jet, $Z + \text{jet}$ and $\gamma + \text{jet}$. Even though the dijet mode is dominant, the extraction of the signal doesn't seem to be promising due to the huge SM background. For the $Z + \text{jet}$ mode, again $Z \rightarrow q\bar{q}$ is not promising due to the large background; $\text{BR}(Z \rightarrow l^+l^-)$ reduces the number of events a lot; $Z \rightarrow \nu\bar{\nu}$ results in mono-jet final states but one cannot reconstruct m_{d_4} . Hence, the optimal final state is $\gamma + \text{jet}$. The background for this process is also large but, hopefully, it can be reduced if one uses the advantage of b-tagging. For this reason we will consider $pp \rightarrow d_4 X \rightarrow b X$.

For illustration, in Fig. 3 we present the invariant mass distribution of signal ($m_{d_4} = 300 \text{ GeV}$, $\kappa = 0.5 \text{ TeV}^{-1}$) and background events. Obviously, the signal can be extracted easily in this case. As κ decreases and/or m_{d_4} increases the situation gets worse. In order to observe at least 10 signal events at $L_{\text{int}} = 10 \text{ fb}^{-1}$ the anomalous coupling should satisfy $\kappa = 0.08 \text{ (0.9) TeV}^{-1}$ for $m_{d_4} = 300 \text{ GeV}$ ($m_{d_4} = 700 \text{ GeV}$).

In conclusion, the fourth SM family quarks could be observed at the upgraded Tevatron depending on the anomalous coupling and their mass values. For $L_{\text{int}} = 10 \text{ fb}^{-1}$, u_4 with mass 300 GeV and SM decay mode can be observed if $\kappa > 0.01 \text{ TeV}^{-1}$. In case of $m_{u_4} = 700 \text{ GeV}$, the lower limit for κ is 0.12 TeV^{-1} . On the other hand, d_4 with mass 300 (700) GeV and decaying anomalously can be observed if $\kappa > 0.08 \text{ (0.9) TeV}^{-1}$.

This work is partially supported by Turkish State Planning Organization under the Grant

- [1] A . Datta and S . Raychaudhuri, Phys. Rev. D 49 4762 (1994).
- [2] A . Celikel, A . K . Ciftci and S . Sultansoy, Phys. Lett. B 342, 257 (1995).
- [3] S . Sultansoy, hep-ph/0004271.
- [4] E . Arık et al, Phys. Rev. D 58, 117701 (1998).
- [5] ATLAS Technical Design Report, CERN /LHCC /99-15, Volume 2, Chapter 18, 1999.
- [6] A . K . Ciftci, R . Ciftci and S . Sultansoy, Phys. Rev. D 65, 055001 (2002).
- [7] R . Ciftci et al, hep-ph/0203083.
- [8] O . Cakir and S . Sultansoy, Phys. Rev. D 65, 013009 (2002).
- [9] E . Arık et al, Phys. Rev. D 66, 033003 (2002).
- [10] E . Arık, O . Cakir and S . Sultansoy, Phys. Rev. D 67, 035002 (2003).
- [11] E . Arık, O . Cakir and S . Sultansoy, Europhys. Lett. 62, 332 (2003).
- [12] D . A costa et al, Phys. Rev. D 65, 052007 (2002).
- [13] G . Apollinari et al, Phys. Rev. D 65, 032004 (2002).
- [14] G . Apollinari et al, FERM ILAB-Pub-01/265-E (2001), hep-ex/0109020.
- [15] A . Pukhov et al, hep-ph/9908288.