

# Higher meson resonances in $\psi(00)$ and $\psi(00)$

Yongseok Oh<sup>\*</sup> and Hungchong Kim<sup>†</sup>

Institute of Physics and Applied Physics,  
Yonsei University, Seoul 120-749, Korea

(Dated: February 8, 2020)

## Abstract

The role of higher meson resonances with spin 1 and 2 is investigated quantitatively in the decay processes of  $\psi(00)$  and  $\psi(00)$ . Among the higher resonances, we find that the  $f_2(1270)$  tensor meson can give a nontrivial contribution especially to the  $\psi(00)$  decay process. When the  $f_2$  contribution is combined with the processes involving the vector and scalar meson intermediate states, a good agreement with the recent measurements is achieved for both decays. The effect of the  $f_2(1270)$  is found to be sizable at the intermediate photon energies and may be verified by precise measurements of the recoil photon spectrum of the  $\psi(00)$  decay. The dependence of the decay widths on various models for the  $\psi$ - $\psi'$  mixing in the literature is also investigated.

PACS numbers: 13.20.Jf, 13.40.Hq

---

<sup>\*</sup>Electronic address: yoh@phya.yonsei.ac.kr

<sup>†</sup>Electronic address: hung@phya.yonsei.ac.kr

## I. INTRODUCTION

The radiative decays of vector mesons into two neutral pseudoscalar mesons are expected to be useful to resolve the puzzles of the scalar mesons such as  $f_0(500)$ ,  $f_0(980)$ , and  $a_0(980)$ . Among the possible decays of  $V \rightarrow PP$ , where  $V = \rho^0, \omega$  and  $P = \pi^0, \eta, K^0, \bar{K}^0$ , the SND experiments [1, 2] recently reported the first measurement for the  $\rho^0 \rightarrow \pi^0 \pi^0$  decay and confirmed the GAMS experiment [3] for the  $\omega \rightarrow \pi^0 \pi^0$  decay with higher accuracy. The measured branching ratios are

$$\begin{aligned} \text{BR}(\rho^0 \rightarrow \pi^0 \pi^0) &= 4.1^{+1.0}_{-0.9} \times 10^{-3}; \\ \text{BR}(\omega \rightarrow \pi^0 \pi^0) &= 6.6^{+1.4}_{-0.8} \times 10^{-6}. \end{aligned} \quad (1)$$

Theoretically, since the pioneering works of Singer [4, 5] based on the vector meson dominance, various models have been developed so far. The decay widths were estimated in the scheme of current algebra [6] or with SU(3) chiral Lagrangian [7, 8]. For  $\rho^0 \rightarrow \pi^0 \pi^0$  decays at the tree level, one considers the two diagrams shown in Fig. 1, i.e., either  $V \rightarrow (M)^0 \rightarrow (\pi^0)^0$  or  $V \rightarrow (M)^0 \rightarrow (\pi^0)^0$ , where  $M$  is the intermediate meson. Since the lowest pseudoscalar mesons are not allowed in the intermediate state, an important contribution is expected to come from the vector meson channel, i.e., when  $M = \rho^0$  or  $\omega$ . However, the estimate [9] based on the vector meson dominance,  $\rho^0 \rightarrow (\rho^0)^0 \rightarrow \pi^0 \pi^0$  and  $\omega \rightarrow (\omega)^0 \rightarrow \pi^0 \pi^0$ , gives too small decay widths for both decays compared with the experimental data. The momentum-dependent decay width of the intermediate vector meson and the  $\rho$ - $\omega$  mixing are found to improve the situation only slightly [9]. In particular, for the  $\rho^0 \rightarrow \pi^0 \pi^0$  decay, these effects are almost negligible.

In addition to the tree level decay process, final state interactions can contribute to the decay amplitudes. Specially the radiative decays of vector mesons into two pseudoscalar mesons offer a possibility to study the final state interactions in a given hadronic channel and they are expected to shed light on the investigation of the scalar mesons. In Ref. [10], Bramon et al. applied chiral perturbation theory to estimate the contribution from pion and kaon loops in  $V \rightarrow \pi^0 \pi^0$  at the one-loop level. They found that, when the pion loop is included,  $\rho^0 \rightarrow \pi^0 \pi^0$  becomes doubled, which is however still lower than the experimental value, and  $\omega \rightarrow \pi^0 \pi^0$  remains almost unaltered. Therefore, the discrepancy with the experimental data persists and further improvements are necessary.

For  $\rho^0 \rightarrow \pi^0 \pi^0$ , the intermediate  $f_0(500)$  meson contribution could be important. The first attempt in this direction was made in the framework of unitarized chiral loops [11, 12], where the  $f_0$  meson is dynamically generated from the unitary resummation of the pion loops. This approach, which corresponds to the process  $\rho^0 \rightarrow f_0 \rightarrow \pi^0 \pi^0$ , could lead to a good agreement with the recent data for the  $\rho^0 \rightarrow \pi^0 \pi^0$  decay width.

Alternatively, one may introduce the  $f_0$  meson explicitly in an effective Lagrangian approach. The initial calculation of the  $f_0$  meson contribution using direct  $\rho f_0 \pi$  coupling [13, 14] however overestimates the measured  $\rho^0 \rightarrow \pi^0 \pi^0$  by two orders of magnitude. This unrealistic result is later ascribed [15, 16] to the large and momentum-independent  $\rho f_0 \pi$  coupling ( $g_{\rho f_0 \pi} = 2.2 - 3.2$ ) determined from the analyses of  $\rho$  meson photoproduction near threshold [17, 18] or by QCD sum rules [19, 20]. For the magnitude of the  $\rho f_0 \pi$  coupling, the SND experiment extracted  $g_{\rho f_0 \pi}$  in a model-dependent way [1], which leads to a small coupling  $g_{\rho f_0 \pi} = 0.25$  [21]. Moreover, the recent study on  $\rho$  photoproduction at low energies [21] shows that the exchange model with large  $g_{\rho f_0 \pi}$  can be successfully replaced by the  $f_2$  tensor meson and two-pion exchanges. This example also suggests that the  $\rho f_0 \pi$  coupling is not

necessarily large to explain the photoproduction data near threshold. For the momentum-dependence of the  $\omega$  coupling, Bramon et al. [15] used the linear sigma model, where the direct  $\omega$  coupling is not allowed. Instead, the  $\omega$  couples to  $\pi\pi$  through chiral loops, which then gives an effective (and momentum-dependent)  $\omega$  coupling [15]. The obtained results show strong dependence on the mass and the decay width of the  $\omega$  meson [16, 22, 23] so that the  $\pi^0 \pi^0 \pi^0$  decay process may constrain such parameters.

Although the  $\omega$  meson contribution could give a reasonable description for the  $\pi^0 \pi^0 \pi^0$  decay width, the  $\pi^0 \pi^0 \pi^0$  process still waits for an improvement. This is because the chiral loop and the intermediate  $\omega$  meson give only negligible corrections to  $\pi^0 \pi^0 \pi^0$ . The  $\omega$  meson couples to  $\pi\pi$  through a charged-pion loop but the  $\pi^+ \pi^- \omega$  vertex violates the G parity. The charged kaon loops can contribute but its magnitude is estimated to be three orders of magnitude smaller than that from the vector meson dominance model [10]. Another approach is therefore developed by allowing the direct  $\omega$  coupling [13, 22, 24], which however needs further theoretical justifications in the viewpoint of the linear sigma model as the coupling occurs only through the chiral loops. Thus, it would be interesting to look for additional mechanisms that can mostly contribute to the  $\pi^0 \pi^0 \pi^0$  decay.

In this paper, we explore the role driven by the other mesons with spin 1 and 2 that have not been accounted for in the processes,  $\pi^0 \pi^0 \pi^0$  and  $\pi^0 \pi^0 \pi^0$ . In particular, we estimate the contribution from the  $f_2(1270)$  spin-2 tensor meson. The meson states with higher masses have been neglected so far because they have been expected to give small contributions [12, 15, 23]. This could be true as far as the magnitude of the  $f_2(1270)$  meson contribution is concerned. However, through the strong interference with the other decay amplitudes, the  $f_2(1270)$  meson can give sizable contributions especially for the  $\pi^0 \pi^0 \pi^0$  decay.

This paper is organized as follows. In Section II, the general features of the  $V \rightarrow \pi^0 \pi^0$  decay at the tree level are discussed with kinematics. Various decay amplitudes are then discussed in Section III. The results are presented and compared in Section IV. Section V contains a summary.

## II. GENERAL FEATURES AND KINEMATICS

We start with the possible tree diagrams which can contribute to the  $V \rightarrow \pi^0 \pi^0$  decay as shown in Fig. 1. Figure 1 (a) includes the crossed diagram which has the same intermediate meson state in the decay of our interest ( $V = \omega; \rho$ ). The intermediate meson  $M$  now includes  $V = (\omega; \rho)$ ,  $a = (a_1; a_2)$ , and  $f = (f_1; f_2)$ . For the intermediate scalar mesons we just follow the work of Refs. [15, 23] that will be summarized in Section III. The quantum numbers of the intermediate mesons are  $I^G(J^{PC}) = 0^+(1^{++})$  for  $f_1$ ,  $0^+(2^{++})$  for  $f_2$ ,  $1^-(1^{++})$  for  $a_1$ ,  $1^-(2^{++})$  for  $a_2$ ,  $1^+(1^-)$  for  $\rho$ , and  $0^-(1^-)$  for  $\omega$ . Because of the quantum numbers, only limited intermediate mesons are allowed for the decay process of Fig. 1.

For the  $\pi^0 \pi^0 \pi^0$  decay, only  $M = \omega$  is allowed for the diagram of Fig. 1 (a) since the  $\omega$  and  $a$  vertices are forbidden by G parity and the  $f$  vertex violates G and C parities. In addition, the  $\pi^0 \pi^0 \omega$ ,  $\pi^0 \pi^0 a$ , and  $\pi^0 \pi^0 f$  couplings are forbidden by C and/or G parities. Therefore only  $M = f$  is allowed for Fig. 1 (b).

For the  $\pi^0 \pi^0 \pi^0$  decay, the  $\pi^0 \pi^0 \pi^0$ ,  $\pi^0 \pi^0 a$ ,  $\pi^0 \pi^0 \rho$ ,  $\pi^0 \pi^0 \omega$ ,  $\pi^0 \pi^0 f$ , and  $\pi^0 \pi^0 \pi^0$  couplings are forbidden by the same reasons. Therefore, only  $M = \omega$  and  $M = f$  are allowed for Fig. 1 (a) and Fig. 1 (b), respectively.

Figure 1 (a) with the intermediate vector meson state, i.e.,  $M = \rho(1^-)$  for  $\rho(1^-)$  decay, is

the vector meson dominance model that has been considered in the previous studies. But Fig. 1(b) with  $M = f$  has not been considered so far [12]. We also notice that the decay mode of the  $f_1(1285)$  and  $f_1(1420)$  into two pions have not been observed so far, while the  $f_2(1270)$  decays mostly into two pions [25]. Therefore, it will be enough to consider the  $f_2(1270)$  meson as the intermediate state for the diagrams of Fig. 1(b).

In our calculation, we denote the four-momenta of the initial vector meson, outgoing photon, and outgoing pions by  $p$ ,  $k$ ,  $p_1$ , and  $p_2$ , respectively. The decay width for  $V \rightarrow \gamma \pi \pi$  can be calculated from

$$\Gamma(V \rightarrow \gamma \pi \pi) = \frac{1}{2} \int_{k_{\min}}^{k_{\max}} dk \int_{E_{\pi \min}}^{E_{\pi \max}} dE \frac{d^2}{dk dE}; \quad (2)$$

where  $k$  is the outgoing photon energy and  $E$  is the energy of an outgoing pion. The factor  $1/2$  accounts for two identical particles in the final state and

$$\frac{d^2}{dk dE} = \frac{1}{(2\pi)^3} \frac{1}{2M_V} \sum_{\text{spins}} |\mathcal{M}|^2; \quad (3)$$

where  $M_V$  is the initial vector meson mass and the sum runs over the polarizations of the initial and final vector particles. We write the decay amplitude  $\mathcal{M}$  as

$$\mathcal{M} = \epsilon^{(\gamma)} \mathcal{M} \epsilon^{(V)}; \quad (4)$$

where  $\epsilon^{(\gamma)}$  ( $\epsilon^{(V)}$ ) is the photon (vector meson) polarization vector. Then Eq. (2) can be rewritten as

$$\Gamma(V \rightarrow \gamma \pi \pi) = \frac{1}{384\pi^3 M_V} \int_0^{k_{\max}} dk F_V(k); \quad (5)$$

where

$$F_V(k) = \int_{E_{\pi \min}}^{E_{\pi \max}} dE \sum_{\text{spins}} |\mathcal{M}|^2; \quad (6)$$

and

$$\begin{aligned} k_{\max} &= \frac{1}{2M_V} (M_V^2 - 4M_\pi^2); \\ E_{\pi \max} &= \frac{1}{2} \left( M_V - k \right) + k \frac{2(k_{\max} - k)}{M_V - 2k}; \end{aligned} \quad (7)$$

### III. DECAY AMPLITUDES

#### A. Intermediate vector meson

We first consider the  $M = V^0$  case in Fig. 1(a). For this purpose, we use the following effective Lagrangian,

$$\begin{aligned} \mathcal{L}_1 &= g_1 \partial_\mu \phi \partial^\mu \phi^0; \\ \mathcal{L}_V &= \frac{e g_V}{M_V} \partial_\mu V^\mu \partial_\nu A^\nu; \end{aligned} \quad (8)$$

where  $V = \rho^0$  and  $A$  is the photon field. The coupling constants  $g_V$  are determined from the experimental data for  $(V \rightarrow \pi^0 \pi^0)$  [25], which gives

$$g_{\rho^0} = 0.756; \quad g_{\rho^+} = 1.843; \quad (9)$$

The  $g_{\rho^+}$  cannot be determined directly from experiments, but theoretical estimates lie between  $11 \text{ GeV}^{-1}$  and  $15 \text{ GeV}^{-1}$ . Here we use  $g_{\rho^+} = 14.9 \text{ GeV}^{-1}$  following the hidden gauge approach of Refs. [8, 26].

The direct and crossed diagrams then give

$$M_{V^0} = \frac{eg_{\rho^+} g_{V^0}}{M_{V^0}} \frac{p \cdot k}{g} + \frac{P \cdot P}{P^2 M_{V^0}^2 + iM_{V^0} V^0} + \frac{Q \cdot Q}{Q^2 M_{V^0}^2 + iM_{V^0} V^0}; \quad (10)$$

where  $P = p - p_1$  and  $Q = k + p_1$ . Here  $V^0 = \rho^0$  for the  $\rho^0$  decay and  $V^0 = \pi^0$  for the  $\pi^0$  decay. As discussed in Ref. [9], introducing the momentum dependence in the decay width  $\Gamma_{V^0}$  increases the total decay width by about 10% for the case of  $\rho^0 \rightarrow \pi^0 \pi^0$  decay. Following Refs. [9, 27, 28], we use

$$\Gamma_V(q^2) = \Gamma_V \frac{q^2 - 4M^2}{M_V^2 - 4M^2} \theta(q^2 - 4M^2); \quad (11)$$

where  $\theta(x)$  is the step function. We use  $M_{\rho^0} = 770 \text{ MeV}$  and  $M_{\pi^0} = 135 \text{ MeV}$  [25]. This effect is however negligible for  $\rho^0 \rightarrow \pi^0 \pi^0$  since  $\Gamma_{\rho^0}$  is small.

## B. Intermediate tensor meson

In this work, we use an effective Lagrangian approach to introduce the  $f_2(1270)$  resonance. The effective Lagrangian should take into account the spin-2 structure of the  $f_2$  meson.<sup>1</sup> The effective Lagrangian for the  $f_2$  interaction reads [30]

$$L_f = \frac{2G_f}{M_f} \partial_\mu \partial_\nu f \partial^\mu \partial^\nu \phi; \quad (12)$$

where  $f$  is the  $f_2$  meson field of mass  $M_f$ . The coupling constant is determined from the experimental data for  $(f_2 \rightarrow \pi^0 \pi^0)$  [25] as

$$\frac{G_f^2}{4} = 2.64; \quad (13)$$

which gives  $G_f = 5.76$ . This coupling is used to fix the universal coupling constant of the tensor meson, which then determines the  $f_2$ -nucleon and  $f_2$ -vector meson coupling constants through the tensor meson dominance [21, 31, 32, 33].

<sup>1</sup> For a dynamical generation of the  $f_2(1270)$  from chiral Lagrangian, see, e.g., Ref. [29].

For the  $f_2 V$  vertex, we make use of the tensor meson dominance. The most general form for the gauge-invariant  $f_2 V$  vertex reads [32]

$$h(k)f_2 j(k^0)i = \frac{1}{M_f} {}^0 f A^{fV}(k;k^0); \quad (14)$$

where

$$\begin{aligned} A^{fV}(k;k^0) = & \frac{f_{fV}}{M_f^3} [g(k-k^0)(k^0 k^0)(k+k^0)(k+k^0) \\ & + g_{fV} [g(k+k^0)(k+k^0) - g(k^0(k+k^0) - g(k^0(k+k^0) \\ & - g(k(k+k^0) - g(k(k+k^0) \\ & + 2k^0(g-g + g-g)]]; \end{aligned} \quad (15)$$

Since there is no experimental information for the decay of  $f_2 \rightarrow V$ , we have to rely on some assumptions for the coupling constants. First the tensor meson dominance and vector meson dominances lead to [32]

$$f_{fV} = 0; \quad g_{fV} = \frac{e}{f_V} G_{fVV}; \quad (16)$$

where  $G_{fVV}$  is the  $f_2 V V$  coupling constant and  $f_V$  the vector meson decay constant ( $f = 5.33$ ,  $f_1 = 15.2$ ). Since tensor meson dominance gives  $G_{fVV} = G_f$ , the coupling constants can be fixed from the above relations. However, the coupling constants obtained in this way overestimate the observed decay width of  $f_2(1270) \rightarrow V$  by a factor of  $3-4^2$ . This may be related to the corrections to the tensor and vector meson dominances and experimental measurements of  $(f_2 \rightarrow V)$  should clarify this issue. In this paper, we either work with the relation  $G_{fVV} = G_f$  or  $\times G_{fVV}$  from the data for  $(f_2 \rightarrow V)$ . The latter procedure yields  $G_{fVV} = 3.12$ . The details on the tensor meson dominance can be found, e.g., in Ref. [21].

It is now straightforward to obtain the decay amplitude with the intermediate  $f_2$  meson as

$$M_f = \frac{G_f}{M_f^2 R^2} \frac{1}{M_f^2 + iM_f \Gamma_f} (2p_1 - p + k)(2p_1 - p + k) P^{\mu\nu} A_{\mu\nu}; \quad (17)$$

where  $R = p - k$  and  $P^{\mu\nu}$  comes from the tensor meson propagator,

$$P^{\mu\nu} = \frac{1}{2} (g^{\mu\nu} + g^{\mu\nu}) - \frac{1}{3} g^{\mu\nu}; \quad (18)$$

with

$$g^{\mu\nu} = g^{\mu\nu} + \frac{R^\mu R^\nu}{M_f^2}; \quad (19)$$

Note that there is no ambiguity on the relative phases between the couplings in the amplitude above, since they are fixed by tensor and vector meson dominances.

<sup>2</sup> Note that the vertex (14) can also be applied to the  $f_2 \rightarrow V$  decay. If we apply the vector meson dominance once more to the relation (16), we have  $f_f = 0$  and  $g_f = e^2(1-f^2 + 1) = f_1^2 G_{fVV}$ .

For the momentum dependence of the  $f_2$  decay width  $\Gamma_f$ , we use the form<sup>3</sup>

$$\Gamma_f(q^2) = \Gamma_f \frac{q^2 - 4M^2}{M_f^2 - 4M^2} \stackrel{!}{=} \frac{M_f^2}{q^2} (q^2 - 4M^2); \quad (20)$$

which is motivated by the Lagrangian (12). The total decay width of the  $f_2$  is  $\Gamma_f = 185.7$  MeV [25].

### C. Chiral loops and scalar mesons

The contributions from the chiral loops and scalar mesons were studied using chiral perturbation theory [10], unitarized chiral perturbation theory [11, 12], and linear sigma model [15, 23]. Here we follow the work of Bramon et al. [15, 23] based on the linear sigma model. The one-loop Feynman diagrams for  $V \rightarrow \pi^0 \pi^0$  are shown in Fig. 2. The loop diagrams calculated analytically are found to be finite and we have [10, 15]

$$M^{-} = \frac{eg}{2M_+^2} (p \cdot k g - p \cdot k) L(m_{\pi^0}^2) A(+ \rightarrow \pi^0 \pi^0); \quad (21)$$

where  $m_{\pi^0}^2 = M_V^2 - 2M_V k$  and

$$L(m_{\pi^0}^2) = \frac{1}{2(a-b)} - \frac{2}{(a-b)^2} [f(l=b) - f(l=a)] + \frac{a}{(a-b)^2} [g(l=b) - g(l=a)]; \quad (22)$$

with  $a = M_V^2 - M_+^2$ ,  $b = (M_V^2 - 2M_V k) - M_+^2$ , and  $g = 4.27$ . The loop integrals  $f(z)$  and  $g(z)$  are defined in Ref. [15] and will not be repeated here. Finally the amplitude  $A(+ \rightarrow \pi^0 \pi^0)$  reads

$$A(+ \rightarrow \pi^0 \pi^0) = \frac{m_{\pi^0}^2 - M^2}{f^2} F(m_{\pi^0}^2); \quad (23)$$

which reduces to the chiral loop results [10] in the limit of large meson mass. Neglecting the  $f_0(980)$  contribution,<sup>4</sup> we can write [23]

$$F(s) = \frac{M^2 + M^2}{D(s)}; \quad (24)$$

where  $D(s) = s - M^2 + iM$ . Here we set  $M = 500$  MeV and  $\gamma = 1$ , which corresponds to  $\Gamma = 300$  MeV [23]. The decay width also has the momentum dependence as [24]

$$\Gamma_f(q^2) = \frac{q^2 - 4M^2}{M^2 - 4M^2} \stackrel{!}{=} \frac{M^2}{q^2} (q^2 - 4M^2); \quad (25)$$

We will not consider the kaon loops as their contribution is suppressed [10]. Furthermore, since  $\pi^0$  coupling violates the G parity, the pion loop does not contribute to  $\pi^0 \pi^0$  in the good isospin limit. The observed  $\pi^0 \pi^+$  decay can contribute only through the  $\pi^0$  mixing, which will be discussed later. Therefore, in the scheme of linear sigma model, the pion loops and scalar mesons can contribute only to the  $\pi^0 \pi^0$  decay unless the  $\pi^0$  mixing is included.

<sup>3</sup> For a quark model description for the  $f_2$  decay width  $\Gamma_f$ , see, for example, Ref. [34].

<sup>4</sup> It has been claimed that the contribution from the  $f_0(980)$  is suppressed mainly because of its large mass [15].

D.  $\pi$ - $\eta$  mixing

The  $\pi$ - $\eta$  mixing in the  $V \rightarrow \pi^0 \pi^0$  decays was first considered by Guetta and Singer [9] and found to increase the  $\pi^0 \pi^0$  decay width by about 5%. The mixing is responsible for the nonvanishing branching ratio of the G-violating  $\pi^0 \pi^+$  decay and may be described by adding a term  $M_{\pi\eta}^2$  to the effective Lagrangian [27]. With the  $\pi$ - $\eta$  mixing, the physical vector meson states are

$$V = \sqrt{\frac{1}{2}} (\pi^0 + \eta) \quad ; \quad \eta = \sqrt{\frac{1}{2}} (\pi^0 - \eta) \quad ; \quad (26)$$

where

$$= \frac{M_{\pi\eta}^2}{M_{\pi\eta}^2 - M^2 + iM\Gamma} : \quad (27)$$

In the case of  $\pi^0 \pi^0$  decay, the amplitude including the mixing reads [9]

$$M^{\text{mix}}(\pi^0 \pi^0) = M^{\pi^0 \pi^0} + M(\pi^0 \pi^0) ; \quad (28)$$

where  $M^{\pi^0 \pi^0}$  is the decay amplitude with the intermediate meson (10) whose propagator is replaced by

$$\frac{1}{P^2 - M^2 + iM\Gamma} \rightarrow \frac{1}{P^2 - M^2 + iM\Gamma} + \frac{M_{\pi\eta}^2}{M_{\pi\eta}^2 - M^2 + iM\Gamma} \frac{1}{P^2 - M_{\pi\eta}^2 + iM_{\pi\eta}\Gamma} : \quad (29)$$

The second term of Eq. (28) multiplied by  $\sqrt{\frac{1}{2}}$  includes the whole decay amplitude for  $\pi^0 \pi^0$ . The mixing accounts for the G-violating  $\pi^0 \pi^+$  process so that the meson implicitly participates in the  $\pi^0 \pi^0$  decay. The mixing parameter  $M_{\pi\eta}^2$  will be discussed in the next Section. Note that in order to make a consistent description with the  $\pi^0 \pi^0$  decay, we do not consider the direct  $\pi^0$  coupling, which is different from the models of Refs. [13, 22, 24].

The  $\pi$ - $\eta$  mixing effect should also be considered for the  $\pi^0 \pi^0$  decay, which will lead to coupled equations for the  $\pi$  and  $\eta$  decays. However, since  $g_{\pi} > g_{\eta}$  and  $M(\pi^0 \pi^0)$  is larger than  $M(\eta \pi^0)$ , we expect that the mixing can be safely neglected for the case of  $\pi^0 \pi^0$  decay as implied by the  $\pi$ - $\eta$  mixing formula (28). In this work, therefore, we consider the  $\pi$ - $\eta$  mixing effect in  $\pi^0 \pi^0$  only.

#### IV. RESULTS

We now combine the results of Section III to complete our model for the  $\pi^0 \pi^0$  decays. We will consider the intermediate vector meson,  $f_2$  tensor meson, chiral loop and meson, and  $\pi$ - $\eta$  mixing. The  $\pi$ - $\eta$  mixing will be considered only in the  $\pi^0 \pi^0$  decay since its effect is expected to be suppressed in  $\pi^0 \pi^0$ . The chiral loop and meson will be considered for both decays. Since there is no direct coupling of  $V$ , the meson couples to the  $\pi$  only through the pion loop and to the  $\eta$  only through the  $\pi$ - $\eta$  mixing. This is different from the model of Ref. [24], where the direct  $\pi$  coupling is allowed to explain



the observed decay width for  $\pi^0 \pi^0$ . Our models for  $\pi^0 \pi^0$  and  $\pi^+ \pi^-$  decays are shown in Figs. 4 and 5.

In order to see the role of the  $f_2$  meson, we work with three models. Model (A) includes the intermediate vector meson only, model (B) contains the intermediate vector meson plus  $\pi$ - $\eta$  mixing, and model (C) is constructed by adding the chiral loop and  $\eta$  meson contributions to model (B). In each model, we investigate how the intermediate  $f_2$  meson modifies the predicted decay widths. As emphasized in Refs. [16, 23], the  $\eta$  meson contribution is strongly dependent on the parameters of the  $\eta$  meson. Therefore, careful analyses on the experimental data for the decay width and its photon energy distribution are required to constrain the  $\eta$  meson parameters from the  $\pi^0 \pi^0$  decay [1]. The decay width for  $\pi^0 \pi^0$  is, however, insensitive to the  $\eta$  meson contribution. As discussed before, this is because the  $\eta$  meson can couple to  $\pi$  only through the  $\pi$ - $\eta$  mixing. For the  $\pi$ - $\eta$  mixing parameter, we use [27]

$$M_{\pi\eta}^2 = (3.8 \pm 0.4) \times 10^3 \text{ MeV}^2; \quad (30)$$

Our results for the  $\pi^0 \pi^0$  and  $\pi^+ \pi^-$  decays are summarized in Table I. Without the  $f_2$  meson contribution, we can see the  $\eta$  meson contribution is crucial in reproducing the experimental branching ratio of  $\pi^0 \pi^0$ . But, as expected, this does not change the result for  $\pi^+ \pi^-$  much. Then, in each model, we include the contribution from the  $f_2$  meson. For the coupling  $g_{fVV}$ , we first use the tensor meson dominance relation  $G_{fVV} = G_f$  in Eq. (16). As anticipated from the previous studies [12, 15], the magnitude of the intermediate  $f_2$  meson alone is suppressed, namely we have 70 eV for  $(\pi^0 \pi^0)$  and 10 eV for  $(\pi^+ \pi^-)$ . However, due to the strong interference with the other decay amplitudes, its contribution to the final result is noticeable, i.e., about 5% to  $(\pi^0 \pi^0)$  and 20% to  $(\pi^+ \pi^-)$ .

The recoil photon spectrum functions  $F_V(k)$  are shown in Fig. 6 for the two decays in model (C). Here the dashed lines are obtained without the  $f_2$  meson and the solid lines are with the  $f_2$  meson. This clearly shows that the contribution of the  $f_2$  meson is larger in the case of  $\pi$  decay. In the  $\eta$  decay, the contribution of the  $f_2$  meson is suppressed by the  $\eta$  meson. One can also find that the  $f_2$  meson effect is sizable in the intermediate photon energies around  $k \approx 200 \text{ MeV}$ . Thus, precise measurements of the recoil photon spectrum for the  $\pi$  decay would be very useful to identify the role of the  $f_2$  meson.

In Table I, we also present the results without using the tensor meson dominance, i.e.,  $G_f \neq G_{fVV}$ . Here, the coupling constant,  $G_{fVV}$  is determined from the existing experimental data for  $f_2 \rightarrow \pi\pi$  decay [25]. The values in the parentheses are obtained with  $G_{fVV} = 3.12$ . Although the results are smaller than those with the tensor meson dominance, we still see a sizable contribution from the  $f_2$  meson. Therefore, measuring  $f_2 \rightarrow V \pi$  decay is important not only to test the tensor meson dominance but also to precisely constrain the role of the  $f_2$  meson in  $V \pi^0 \pi^0$  decay.

Finally we examine the sensitivity of  $(\pi^0 \pi^0)$  to several models for the  $\pi$ - $\eta$  mixing. We first note that the  $\pi$ - $\eta$  mixing amplitude may have momentum dependence. Following Ref. [35], we employ the momentum dependence of the mixing amplitude as

$$M_{\pi\eta}^2(q^2) = M_{\pi\eta}^2 \left( 1 + \frac{q^2}{M_{\text{av}}^2} \right)^{-1}; \quad (31)$$

where  $M_{\text{av}}$  is the average mass of the  $\pi$  and  $\eta$  mesons, and  $M_{\text{av}} = 1.5$ . Since the intermediate meson has the momentum with  $q^2 < M^2$ , the momentum dependence (31) is expected to

reduce the decay width. Indeed, if we turn on the  $q^2$  dependence of the mixing in model (C), we obtain

$$\text{BR}(\pi^0 \rightarrow \pi^0 \pi^0) = 6.13 \times 10^{-5}; \quad (32)$$

which is slightly lower than the result,  $6.36 \times 10^{-5}$ . (See Table I.) The larger mixing amplitude  $M^2_1 = 5000 \text{ MeV}^2$  suggested by Ref. [36], which is close to the QCD sum rule prediction [37], gives

$$\text{BR}(\pi^0 \rightarrow \pi^0 \pi^0) = 6.46 \times 10^{-5} \quad (6.14 \times 10^{-5}); \quad (33)$$

where the value in the parenthesis is obtained by allowing the  $q^2$  dependence of the mixing. Finally using the complex amplitude [38],

$$M^2_1 = (-3500 \pm 300 \text{ MeV}^2) + i(300 \pm 300 \text{ MeV}^2); \quad (34)$$

we also obtain the comparable results,

$$\text{BR}(\pi^0 \rightarrow \pi^0 \pi^0) = 6.34 \times 10^{-5} \quad (6.12 \times 10^{-5}); \quad (35)$$

Thus, the  $\pi^0 \rightarrow \pi^0 \pi^0$  decay width does not suffer from the model dependence on the  $\pi^0$  mixing so much. The  $q^2$  dependence reduces the decay width by 5% at most, which is essentially the same for all the models.

## V. SUMMARY

In this paper, we have investigated the role of the mesons with higher mass in the decays of  $\pi^0 \rightarrow \pi^0 \pi^0$  and  $\pi^0 \rightarrow \pi^0 \pi^0$ . Among the spin-1 and spin-2 mesons, only the  $f_2(1270)$  tensor meson can give nontrivial contributions. We have estimated its contribution quantitatively by using the effective Lagrangian approach. The effective Lagrangian we used was constructed by fully taking into account the tensor structure of the  $f_2$  meson interactions. The coupling constants are determined from the experimental decay width and assumption of tensor/vector meson dominance.

For the  $\pi^0 \rightarrow \pi^0 \pi^0$  decay, the contribution from the  $f_2$  meson is relatively small. This supports the previous conclusion that the  $\pi$  meson effect is crucial in understanding the experimental data. For the  $\pi^0 \rightarrow \pi^0 \pi^0$  decay, however, we found a sizable contribution from the  $f_2$  meson through the strong interference with the other decay amplitudes, which can reproduce the experimentally observed decay width. In this case, the contribution from the  $\pi$  meson is small since it can contribute only through the  $\pi^0$  mixing.

In the viewpoint of the linear sigma model or unitarized chiral perturbation theory, which are successful in explaining the  $\pi^0 \rightarrow \pi^0 \pi^0$  decay [12, 15], one does not have direct  $V$  ( $V = \pi; \eta$ ) couplings. Instead effective  $V$  couplings are generated by chiral loops for the  $\pi$  coupling and by the  $\pi^0$  mixing for the  $\eta$  coupling. In the latter case the  $\pi$  meson couples to  $\pi^0$  through a chiral loop, and then the  $\pi^0$  converts into the  $\eta$  by the  $\pi^0$  mixing. Although such approaches provide consistent description for the  $V$  couplings, they underestimate the observed data for  $(\pi^0 \rightarrow \pi^0 \pi^0)$ . This leads to a model where the  $V$  couplings are treated in a different footing, i.e., the direct  $\pi$  coupling is allowed [24] while the direct  $\eta$  coupling is not [16].

Our results, however, show that an alternative explanation for the  $\pi^0 \rightarrow \pi^0 \pi^0$  decay can be provided without introducing the direct  $\pi$  coupling. By including the  $f_2$  meson

contribution, a consistent description not only for  $(\pi^0 \pi^0)$  but also for  $(\pi^+ \pi^-)$  could be obtained while keeping the consistent treatment for the  $V$  couplings. This suggests that the direct  $\pi$  coupling, if nonvanishing, should be much smaller than the value estimated by Ref. [24].<sup>5</sup> Therefore, careful analyses on the decay of  $\pi^+ \pi^-$  both theoretically and experimentally would be interesting in resolving the role of the meson in the  $\pi$  meson decays. At present, only the upper limit of the branching ratio of the  $\pi^+ \pi^-$  is known [25]. We have also checked that our results are not sensitive to various models on the  $\pi$ - $\pi$  mixing in the literature. Finally since the  $f_2$  contribution can be seen in the recoil photon spectrum of the  $\pi^+ \pi^-$  decay around  $k \approx 200$  MeV, precise measurements of the photon spectrum should confirm the  $f_2$  meson contribution.

Acknowledgments

We are grateful to S. Capstick, S. Godfrey, T.-S.H. Lee, and E. Oset for useful discussions. This work was supported by Korea Research Foundation Grant (KRF-2002-015-CP 0074).

- 
- [1] SND Collaboration, M.N. Achasov et al., Phys. Lett. B 537, 201 (2002).
  - [2] SND Collaboration, M.N. Achasov et al., Zh. Eksp. Teor. Fiz. 71, 519 (2000), [JETP Lett. 71, 355 (2000)].
  - [3] GAMMA Collaboration, D. A. Ide et al., Phys. Lett. B 340, 122 (1994).
  - [4] P. Singer, Phys. Rev. 128, 2789 (1962).
  - [5] P. Singer, Phys. Rev. 130, 2441 (1963), 161, 1694(E) (1967).
  - [6] F.M. Renard, Nuovo Cimento 62A, 475 (1969).
  - [7] S. Fajfer and R.J. Oakes, Phys. Rev. D 42, 2392 (1990).
  - [8] A. Bramon, A. Grau, and G. Pancheri, Phys. Lett. B 283, 416 (1992).
  - [9] D. Guetta and P. Singer, Phys. Rev. D 63, 017502 (2001).
  - [10] A. Bramon, A. Grau, and G. Pancheri, Phys. Lett. B 289, 97 (1992).
  - [11] E. Marco, S. Hirenzaki, E. Oset, and H. Toki, Phys. Lett. B 470, 20 (1999).
  - [12] J.E. Palomar, S. Hirenzaki, and E. Oset, Nucl. Phys. A 707, 161 (2002).
  - [13] A. Gokulp and O. Yilmaz, Phys. Lett. B 494, 69 (2000).
  - [14] A. Gokulp and O. Yilmaz, Phys. Lett. B 508, 25 (2001).
  - [15] A. Bramon, R. Escribano, J.L. Lucio M., and M. Napsuciale, Phys. Lett. B 517, 345 (2001).
  - [16] A. Gokulp, S. Solmaz, and O. Yilmaz, Phys. Rev. D 67, 073007 (2003).
  - [17] B. Friman and M. Soyeur, Nucl. Phys. A 600, 477 (1996).
  - [18] Y. Oh, A. I. Titov, and T.-S.H. Lee, in NSTAR2000 Workshop: Excited Nucleons and Hadronic Structure, edited by V.D. Burkert, L. Elouadhi, J. J. Kelly, and R. C. Minehart, (World Scientific, Singapore, 2000), pp. 255-262, nucl-th/0004055.
  - [19] A. Gokulp and O. Yilmaz, Phys. Rev. D 64, 034012 (2001).
  - [20] T.M. Aliev, A. Ozpineci, and M. Savc, Phys. Rev. D 65, 076004 (2002).
  - [21] Y. Oh and T.-S.H. Lee, nucl-th/0306033.

---

<sup>5</sup> Note that the analyses on  $\pi$  photoproduction near threshold [39] also show that it does not need a sizable contribution from the meson exchange.

- [22] M . P . Rekalb and E . Tom asi-G ustafsson, nucl-th/0301089.
- [23] A . Bram on and R . E scribano, hep-ph/0305043.
- [24] A . G okalp, A . K ucukarslan, and O . Y ilmaz, Phys. Rev. D 67, 073008 (2003).
- [25] Particle Data Group, K . Hagiwara et al, Phys. Rev. D 66, 010001 (2002).
- [26] M . Bando, T . Kugo, and K . Yam awaki, Phys. Rep. 164, 217 (1988).
- [27] H . B . O 'Connell, B . C . Pearce, A . W . Thom as, and A . G . W illiam s, Phys. Lett. B 354, 14 (1995); Prog. Part. Nucl. Phys. 39, 201 (1997).
- [28] G . J . Gounaris and J . J . Sakurai, Phys. Rev. Lett. 21, 244 (1968).
- [29] A . Dobado and J . R . Pelaez, Phys. Rev. D 65, 077502 (2002).
- [30] H . Pilkuhn et al, Nucl. Phys. B 65, 460 (1973).
- [31] B . Renner, Phys. Lett. 33B , 599 (1970).
- [32] B . Renner, Nucl. Phys. B 30, 634 (1971).
- [33] K . Ram an, Phys. Rev. D 3, 2900 (1971).
- [34] S . G odfrey and N . Isgur, Phys. Rev. D 32, 189 (1985).
- [35] T . Hatsuda, E . M . Henley, Th . M eissner, and G . K rein, Phys. Rev. C 49, 452 (1994).
- [36] M . D . Scadron, Phys. Lett. B 400, 1 (1997), 401, 364 (E) (1997).
- [37] M . J . Iqbal, X . Jin, and D . B . Leinweber, Phys. Lett. B 386, 55 (1996).
- [38] S . Gardner and H . B . O 'Connell, Phys. Rev. D 57, 2716 (1998), 62, 019903 (E) (2000).
- [39] Y . Oh, A . I . Titov, and T .-S . H . Lee, Phys. Rev. C 63, 025201 (2001); Y . Oh and T .-S . H . Lee, Phys. Rev. C 66, 045201 (2002).

Figures

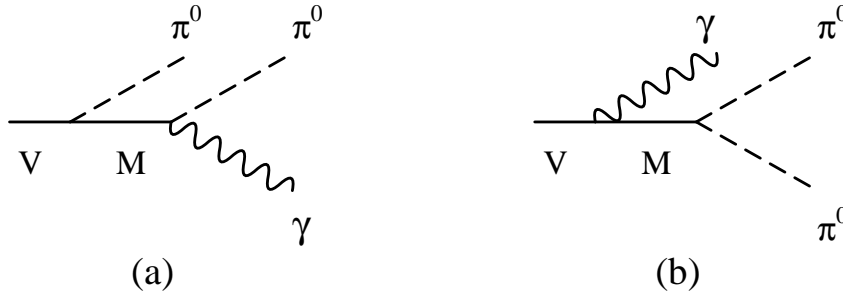


FIG . 1: Tree diagrams for  $V \rightarrow \pi^0 \pi^0$  decay ( $V = \rho, \omega$ ), where the the crossed diagrams are understood in (a) and M includes the possible intermediate meson states.

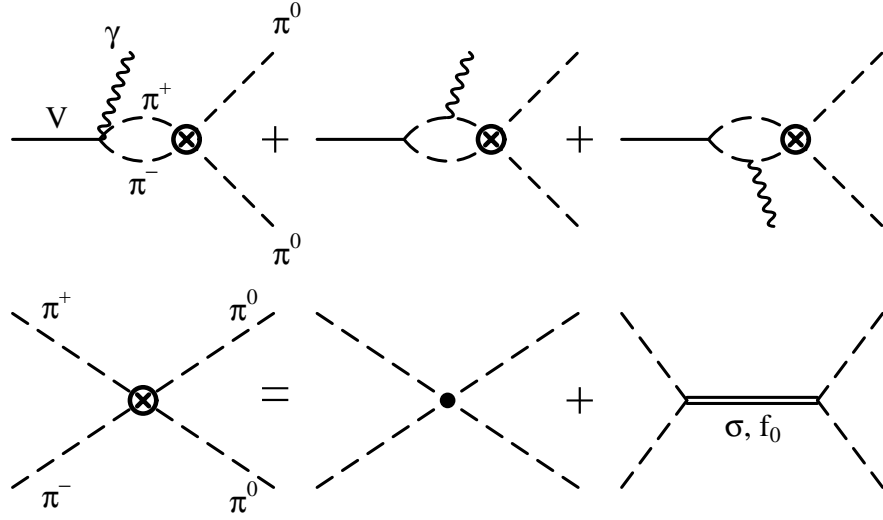


FIG .2: One-loop diagrams for  $V \rightarrow \pi^+ \pi^- \pi^0$ .

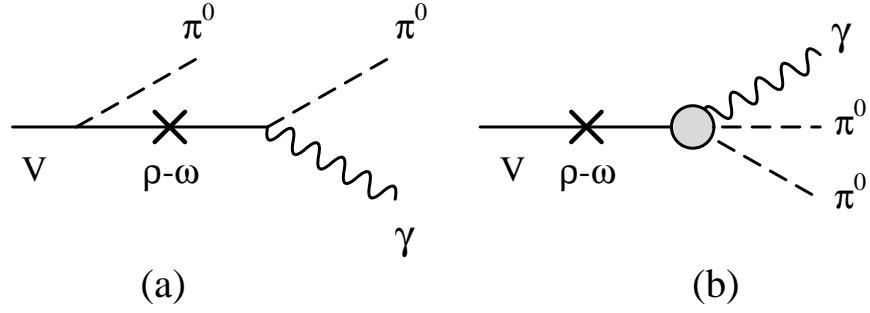


FIG .3:  $\rho$ - $\omega$  mixing in  $V \rightarrow \pi^+ \pi^- \pi^0$  decay. The blob in (b) includes the whole decay amplitude for  $V \rightarrow \pi^+ \pi^- \pi^0$ .

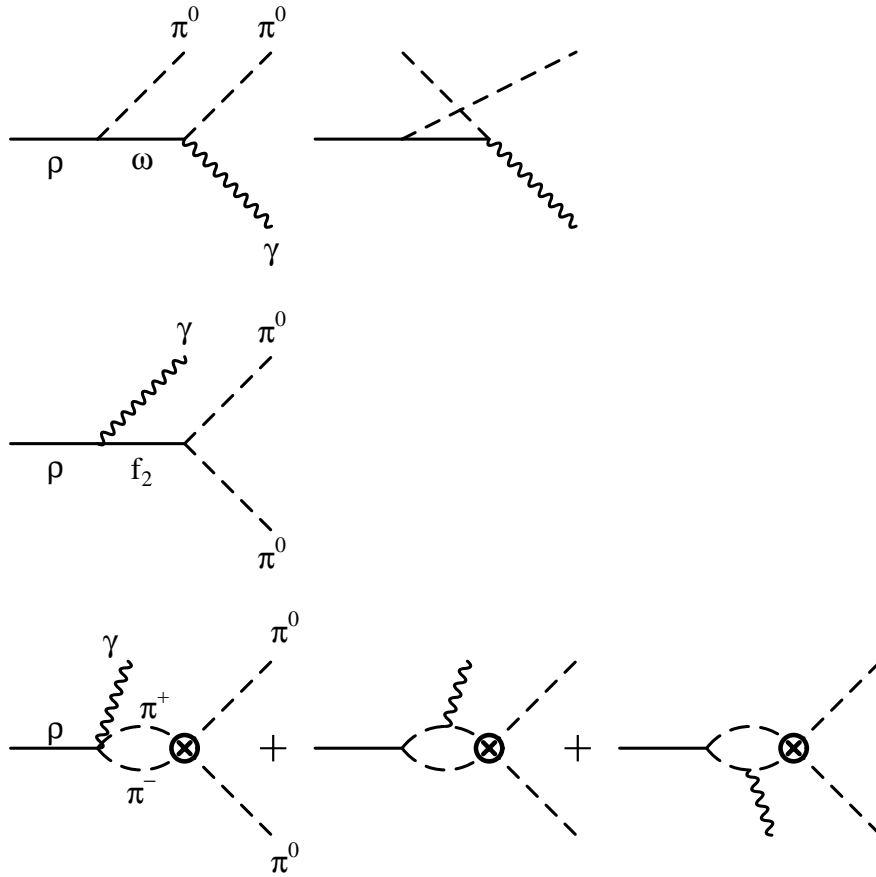


FIG. 4: Diagrams for the decay of  $\rho \rightarrow \pi^0 \pi^0 \gamma$ . The crossed-circle vertex is given in Fig. 2.

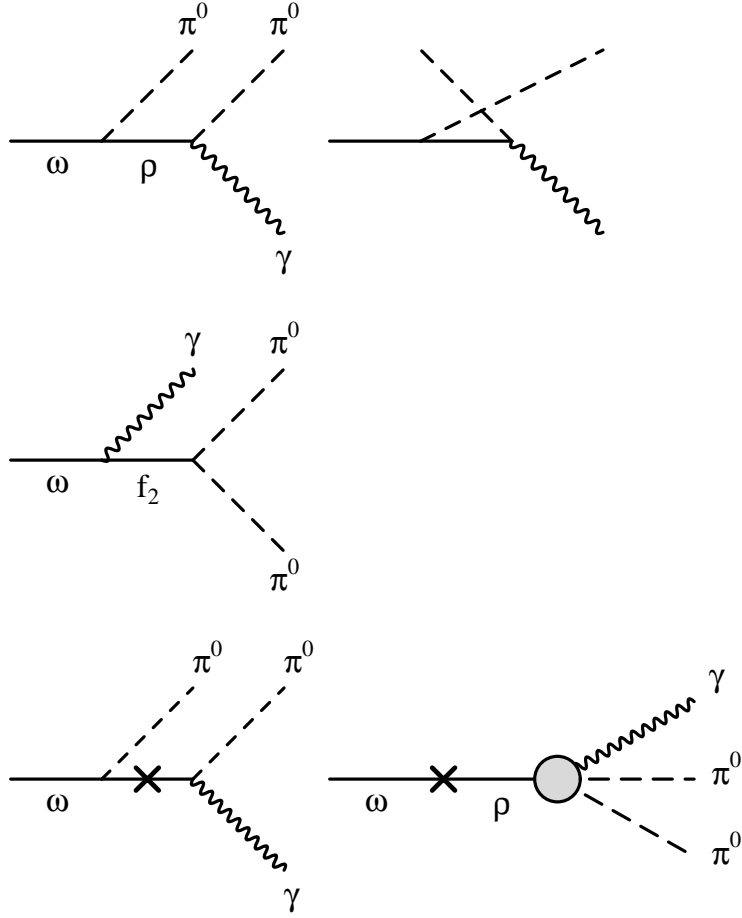


FIG . 5: Diagrams for the decay of  $\omega \rightarrow \pi^0 \pi^0 \gamma$ . The cross denotes the  $\omega$ - $\rho$  mixing as in Fig.3.

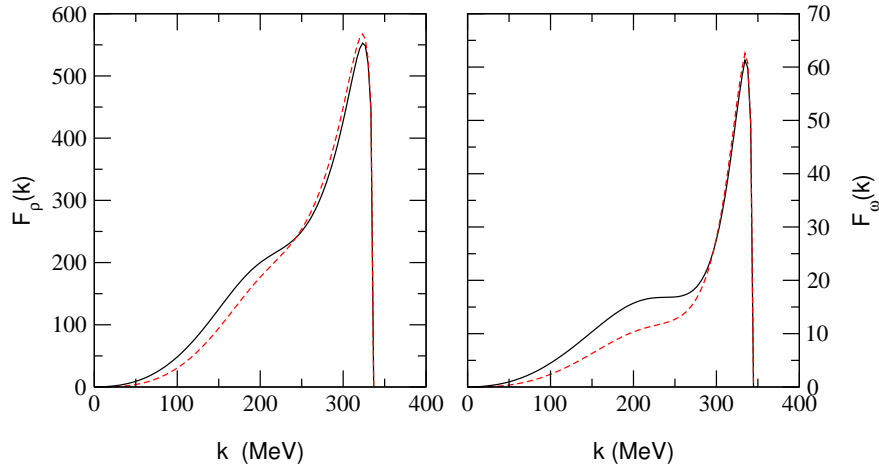


FIG . 6: The recoil photon spectrum  $F_V(k) = (384 M_V) \frac{d(V \rightarrow \pi^0 \pi^0 \gamma)}{dk}$  for  $\omega \rightarrow \pi^0 \pi^0 \gamma$  (left panel) and  $\rho \rightarrow \pi^0 \pi^0 \gamma$  (right panel) from model (C). The solid lines are obtained with the  $f_2$  meson contribution while the dashed lines are without the  $f_2$  meson contribution.

# Tables

M odel	BR ( $\pi^0 \pi^0$ ) $\cdot 10^5$		BR ( $\eta \pi^0 \pi^0$ ) $\cdot 10^5$	
	w ithout $f_2$	w ith $f_2$	w ithout $f_2$	w ith $f_2$
(A )	1.10	1.37 (1.23)	5.02	5.92 (5.47)
(B )	1.10	1.37 (1.23)	5.08	5.96 (5.52)
(C )	4.09	4.27 (4.18)	5.15	6.36 (5.88)
Expt.	$4.1^{+1.0}_{-0.9} \quad 0.3$		$6.6^{+1.4}_{-0.8} \quad 0.6$	

TABLE I: Calculated branching ratios,  $BR(\pi^0 \pi^0)$  and  $BR(\eta \pi^0 \pi^0)$ . Model (A) includes the intermediate vector mesons only and model (B) includes the vector mesons and the  $\rho$ - $\omega$  mixing. Model (C) includes the chiral loop and the  $\eta$  meson contribution in addition to the mechanisms of model (B). In each model, the predictions without and with the  $f_2$  meson are given with  $G_{fVV} = 5.763$ . The values in the parentheses are obtained with  $G_{fVV} = 3.12$ . The experimental values are from Ref. [1].