

# Homestake result, Sterile neutrinos and Low energy solar neutrino experiments

P. C. de Holanda<sup>1</sup> and A. Yu. Smirnov<sup>2,3</sup>

(1) *Instituto de Física Gleb Wataghin - UNICAMP, 13083-970 Campinas SP, Brazil*

(2) *The Abdus Salam International Centre for Theoretical Physics, I-34100 Trieste, Italy*

(3) *Institute for Nuclear Research of Russian Academy of Sciences, Moscow 117312, Russia*

## Abstract

The Homestake result is about  $\sim 2\sigma$  lower than the  $Ar$ -production rate,  $Q_{Ar}$ , predicted by the LMA MSW solution of the solar neutrino problem. Also there is no apparent upturn of the energy spectrum ( $R \equiv N_{obs}/N_{SSM}$ ) at low energies in SNO and Super-Kamiokande. Both these facts can be explained if a light,  $\Delta m_{01}^2 \sim (0.2-2) \cdot 10^{-5} \text{ eV}^2$ , sterile neutrino exists which mixes very weakly with active neutrinos:  $\sin^2 2\alpha \sim (10^{-5} - 10^{-3})$ . We perform both the analytical and numerical study of the conversion effects in the system of two active neutrinos with the LMA parameters and one weakly mixed sterile neutrino. The presence of sterile neutrino leads to a dip in the survival probability in the intermediate energy range  $E = (0.5 - 5) \text{ MeV}$  thus suppressing the  $Be$ , or/and  $pep$ ,  $CNO$  as well as  $B$  electron neutrino fluxes. Apart from diminishing  $Q_{Ar}$  it leads to decrease of the  $Ge$ -production rate and may lead to decrease of the BOREXINO signal and CC/NC ratio at SNO. Future studies of the solar neutrinos by SNO, SK, BOREXINO and KamLAND as well as by the new low energy experiments will allow us to check this possibility. We present a general analysis of modifications of the LMA energy profile due to mixing with new neutrino states.

# 1 Introduction

In the assumption of CPT invariance the first KamLAND result [1] and the results of SNO salt phase [2] confirm the large mixing angle (LMA) MSW solution of the solar neutrino problem [3, 4, 5]. Is the LMA solution complete? If there are observations which may indicate some deviation from LMA?

According to the recent analysis, LMA MSW describes all the data very well [6, 7]: pulls of predictions from experimental results are below  $1\sigma$  for all but the Homestake experiment [7]. The generic prediction of LMA for the  $Ar$  production rate is

$$Q_{Ar} = 2.9 - 3.1 \text{ SNU}, \quad (1)$$

which is about  $2\sigma$  higher than the Homestake result [8]. This pull can be

- just a statistical fluctuation;
- some systematics which may be related to the claimed long term time variations of the Homestake signal [8];
- a consequence of higher fluxes predicted by the Standard Solar Model (SSM) [9] <sup>1</sup>,
- some physics beyond LMA.

Another generic prediction of LMA is the “upturn” of the energy spectrum at low energies (the upturn of ratio of the observed and the SSM predicted numbers of events). According to LMA, the survival probability should increase with decrease of energy below (6 - 8) MeV [5]. For the best fit point the upturn can be as large as 10 - 15 % between 8 and 5 MeV [10, 7]. Neither Super-Kamiokande (SK) [11] nor SNO [12] show the upturn, though the present sensitivity is not enough to make statistically significant statement.

There are also claims that the solar neutrino data have time variations with small periods [13]. If true, this can not be explained in the context of LMA solution.

Are these observations related? Do they indicate some new physics in the low energy part of the solar neutrino spectrum? In this paper we show that both the lower  $Ar$ -production rate and the absence of (or weaker) upturn of the spectrum can be explained by the effect of new (sterile) neutrino. The solar neutrino conversion in the non-trivial  $3\nu$ - context (when the effect of third neutrino is not reduced to the averaged oscillations) have been considered in a number of publications before [4, 14]. In particular, modification of the  $\nu_e$ -survival probability due to the mixing with sterile neutrino has been studied [15]. Here we

---

<sup>1</sup>For instance, the  $CNO$ -neutrino fluxes have rather large uncertainties. According to the SSM and in the LMA context they contribute to  $Q_{Ar}$  about 0.25 SNU, so that reduction of the  $CNO$ - fluxes by factor of 2 (which is within  $2\sigma$  of the estimated uncertainties) leads to reduction of the  $Ar$ -production rate by  $\Delta Q_{Ar} \sim 0.12$  SNU.

suggest specific parameters of the sterile neutrino which lead to appearance of a dip in the adiabatic edge of the survival probability “bath”, at  $E = (0.5 - 2)$  MeV, and/or flattening of the spectrum distortion at higher energies  $(2 - 8)$  MeV. The dip suppresses the  $Be$ - ( $\nu_e$ ) neutrino flux or/and other fluxes at the intermediate energies, and consequently, diminishes the  $Ar$ -production rate. It also diminishes or eliminates completely (depending on mixing angle and  $\Delta m_{01}^2$ ) the upturn of spectrum. We comment on a possibility to induce time variations of signals by the presence of very small mixing with sterile neutrinos.

The paper is organized as follows. In the Sec. 2 we introduce mixing with sterile neutrino and study in sec. 3 both analytically and numerically the conversion as well as the energy profile of the effect. In Sec. 4 physical consequences of the modification of the energy profile are considered. We calculate predictions for observables, the  $Ar$ -production rate, the  $Ge$ -production rate, the CC/NC ratio at SNO and the rate at BOREXINO, as functions of the mixing and mass of sterile neutrino in sec. 5. We consider an impact of the sterile neutrino on the global fit of the solar neutrino data in sec. 6, where we describe three possible scenario in sec. 6. In sec. 7 we discuss future checks of the suggested scenarios. We present a general analysis of possible modifications of the LMA profile by mixing with additional neutrino states in the Appendix. Our results are summarized in sec. 8.

## 2 Sterile neutrino mixing and level crossing

Let us consider the system of two active neutrinos,  $\nu_e$  and  $\nu_a$ , and one sterile neutrino,  $\nu_s$ , which mix in the mass eigenstates  $\nu_1$ ,  $\nu_2$  and  $\nu_0$ :

$$\begin{aligned}\nu_0 &= \cos \alpha \nu_s + \sin \alpha (\cos \theta \nu_e - \sin \theta \nu_a), \\ \nu_1 &= \cos \alpha (\cos \theta \nu_e - \sin \theta \nu_a) - \sin \alpha \nu_s, \\ \nu_2 &= \sin \theta \nu_e + \cos \theta \nu_a.\end{aligned}\tag{2}$$

The states  $\nu_e$  and  $\nu_a$  are characterized by the LMA oscillation parameters,  $\theta$  and  $\Delta m_{12}^2$ . They mix in the mass eigenstates  $\nu_1$  and  $\nu_2$  with the eigenvalues  $m_1$ , and  $m_2$ . The sterile neutrino is mainly present in the mass eigenstate  $\nu_0$  (mass  $m_0$ ). It mixes weakly ( $\sin \alpha \ll 1$ ) with active neutrinos in the mass eigenstate  $\nu_1$ <sup>2</sup>. We will assume first that  $m_2 > m_0 > m_1$  and consider the oscillation parameters of  $\nu_s$  in the intervals:

$$\Delta m_{01}^2 = m_0^2 - m_1^2 = (0.2 - 2) \times 10^{-5} \text{ eV}^2, \quad \sin^2 2\alpha \sim 10^{-5} - 3 \cdot 10^{-3}.\tag{3}$$

Let  $\nu_{1m}$ ,  $\nu_{2m}$ ,  $\nu_{0m}$  be the eigenstates, and  $\lambda_1$ ,  $\lambda_2$ ,  $\lambda_0$  the corresponding eigenvalues of the  $3\nu$ -system in matter. We denote the ratio of mass squared differences as

$$R_\Delta \equiv \frac{\Delta m_{01}^2}{\Delta m_{21}^2}.\tag{4}$$

---

<sup>2</sup>The introduction of mixing with the third active neutrino is straightforward. This mixing (if not zero) can produce small averaged oscillation effect and in what follows it will be neglected.

The level crossing scheme, that is, the dependence of  $\lambda_i$ , ( $i = 0, 1, 2$ ) on the distance inside the Sun (or on the density), is shown in fig. 1. It can be constructed analytically considering mixing of the sterile neutrino (the  $s$ -mixing) as a small perturbation.

1). In the absence of  $s$ -mixing we have usual LMA system of two active neutrinos with eigenstates  $\nu_{1m}^{LMA}$ ,  $\nu_{2m}^{LMA}$ , and the eigenvalues  $\lambda_1^{LMA}$  and  $\lambda_2^{LMA}$  which we will call the LMA levels:

$$\lambda_1^{LMA} = \frac{m_1^2 + m_2^2}{4E} + \frac{V_e + V_a}{2} - \sqrt{\left(\frac{\Delta m_{21}^2}{4E} \cos 2\theta - \frac{V_e - V_a}{2}\right)^2 + \left(\frac{\Delta m_{21}^2}{4E} \sin 2\theta\right)^2}, \quad (5)$$

and  $\lambda_2^{LMA}$  has similar expression with plus sign in front of square root. Here  $V_e = \sqrt{2}G_F(n_e - 0.5n_n)$ , and  $V_a = -0.5\sqrt{2}G_F n_n$  are the matter potentials for the electron and non-electron active neutrinos respectively;  $n_e$  and  $n_n$  are the number densities of the electrons and neutrons. For the sterile neutrino we have  $V_s = 0$ . The 1-2 (LMA) resonance condition determines the LMA resonance energy:

$$E_a = \frac{\Delta m_{21}^2 \cos 2\theta}{2(V_e - V_a)}. \quad (6)$$

2). Let us turn on the  $\nu_s$ -mixing. In the assumption  $m_1 < m_0 < m_2$  the sterile neutrino level  $\lambda_s$  crosses  $\lambda_1^{LMA}$  only. The level  $\lambda_2^{LMA}$  essentially decouples. It is not affected by the  $s$ -mixing, and  $\lambda_2 \approx \lambda_2^{LMA}$ . Evolution of the corresponding eigenstate,  $\nu_{2m}$ , is strongly adiabatic.

3). In general, the sterile level,  $\lambda_s$ , as the function of density, crosses  $\lambda_1^{LMA}$  twice: above and below the 1-2 resonance density. Effects of the higher (in density) level crossing can be neglected since the neutrinos of relevant energies are produced at smaller densities. This can be seen in the fig. 1 where the second crossing of  $\lambda_1^{LMA}$  and  $\lambda_s$  would be on the left, if the density would continue to increase above the central solar density. Consequently, there are two relevant resonances in the system associated with 1-2 level crossing (the LMA resonance) and with 1- $s$  crossing. For low energies (below the  $s$ -resonance)  $\lambda_1 \approx \lambda_1^{LMA}$  and  $\lambda_0 \approx \lambda_s$ .

The Hamiltonian of the  $(\nu_{1m}^{LMA} - \nu_s)$  sub-system can be obtained diagonalizing the  $\nu_e - \nu_a$  block of the  $3\nu$  Hamiltonian, and then neglecting small 1-3 element. As a result

$$H = \begin{pmatrix} \lambda_1^{LMA} & \frac{\Delta m_{01}^2}{4E} \sin 2\alpha \cos(\theta - \theta_m) \\ \frac{\Delta m_{01}^2}{4E} \sin 2\alpha \cos(\theta - \theta_m) & \frac{m_1^2 + m_0^2}{4E} + \frac{\Delta m_{01}^2}{4E} \cos 2\alpha \end{pmatrix}, \quad (7)$$

where  $\lambda_1^{LMA}$  is given in (5). The 1 -  $s$  resonance condition,

$$\lambda_1^{LMA}(\Delta m_{21}^2/E, \theta, V_e, V_a) = \frac{m_1^2 + m_0^2}{4E} + \frac{\Delta m_{01}^2 \cos 2\alpha}{4E}, \quad (8)$$

determines the  $s$ -resonance energy

$$E_s = \frac{0.5m_1^2 + \Delta m_{01}^2 \cos^2 \alpha}{V_e + V_a} \times \frac{1 - R_\Delta}{1 - 2R_\Delta + \xi \cos 2\theta + \sqrt{(1 - 2R_\Delta + \xi \cos 2\theta)^2 - 4R_\Delta(1 - R_\Delta)(\xi^2 - 1)}}, \quad (9)$$

where  $\xi \equiv (V_e - V_a)/(V_e + V_a) = n_e/(n_e - n_n)$ . Notice that since  $\lambda_1^{LMA}$  is a non-linear function of the neutrino energy, the proportionality  $E_s \propto \Delta m_{01}^2$  is broken and  $E_s$  turns out to be complicated function of  $\Delta m_{01}^2$ .

Another feature of the  $\nu_{1m}^{LMA} - \nu_s$  sub-system is that due to dependence of  $\theta_m$  on  $E$ , the effective mixing parameter in (7),  $\propto \sin 2\alpha \cos(\theta - \theta_m)$ , also depends on the energy (decreases with  $E$ ), though this dependence is weak. Indeed, in the case of small  $\alpha$  and the  $s$ -resonance being substantially below the LMA resonance, we can take  $\theta \approx \theta_m$  in the first approximation,  $\cos(\theta - \theta_m) \approx 1$ . Even in the LMA resonance, when  $\theta_m = \pi/2$ , we get  $\cos(\theta - \theta_m) = 0.97$ .

### 3 Survival probability. Properties of the dip

Let us find the  $\nu_e$  survival probability. According to (2) the initial neutrino state can be written in terms of the matter eigenstates  $\nu_{im}$  as

$$\nu_e = \sin \theta_m^0 \nu_{2m} + \cos \theta_m^0 (\cos \alpha_m^0 \nu_{1m} + \sin \alpha_m^0 \nu_{0m}), \quad (10)$$

where  $\theta_m^0$  and  $\alpha_m^0$  are the mixing angles in matter in the neutrino production point.

Propagation of neutrinos from the production point to the surface of the Sun is described in the following way.  $\nu_{2m}$  evolves adiabatically, so that  $\nu_{2m} \rightarrow \nu_2$ . Evolution of the two other eigenstates is, in general, non-adiabatic, so that

$$\nu_{1m} \rightarrow A_{11}\nu_1 + A_{01}\nu_0, \quad \nu_{0m} \rightarrow A_{10}\nu_1 + A_{00}\nu_0, \quad (11)$$

where  $A_{ij}$  are the transition amplitudes which satisfy the following equalities:  $|A_{01}|^2 = |A_{10}|^2 = 1 - |A_{00}|^2 = 1 - |A_{11}|^2 \equiv P_2$ . They can be found by solving the evolution equation with the Hamiltonian (7).  $P_2$  is the two neutrino jump probability in the system  $\nu_{1m} - \nu_s$ .

Using (10, 11) we can write the final neutrino state as

$$\nu_f = \sin \theta_m^0 \nu_2 e^{i\phi_2} + \cos \theta_m^0 [\cos \alpha_m^0 (A_{11}\nu_1 + A_{01}\nu_0) + \sin \alpha_m^0 (A_{10}\nu_1 + A_{00}\nu_0)], \quad (12)$$

where  $\phi_2$  is the phase acquired by  $\nu_{2m}$ . Then the survival probability is given by

$$P_{ee} \equiv |\langle \nu_e | \nu_f \rangle|^2 \approx \sin^2 \theta_m^0 \sin^2 \theta + \cos^2 \theta_m^0 \cos^2 \theta [\cos^2 \alpha_m^0 - P_2 \cos 2\alpha_m^0]. \quad (13)$$

Here we have neglected a small admixture of  $\nu_e$  in  $\nu_0$ :  $\langle \nu_e | \nu_0 \rangle \approx 0$ . Also we have taken into account that the coherence of the mass eigenstates is destroyed on the way from the Sun to the Earth due to a spread of the wave packets and averaging effects.

Similarly we obtain the transition probability of the electron to sterile neutrino:

$$P_{es} \equiv |\langle \nu_s | \nu_f \rangle|^2 \approx \cos^2 \theta_m^0 [\sin^2 \alpha_m^0 + P_2 \cos 2\alpha_m^0]. \quad (14)$$

Let us consider specific limits of the formula (13). If evolution is adiabatic in the  $s$ -resonance (which can be realized for the large enough  $s$ -mixing), we find  $P_2 = 0$  and

$$P_{ee} = \sin^2 \theta_m^0 \sin^2 \theta + \cos^2 \theta_m^0 \cos^2 \theta \cos^2 \alpha_m^0. \quad (15)$$

In the opposite case of strongly non-adiabatic conversion ( $P_2 \approx 1$ ) the probability equals

$$P_{ee} \approx \sin^2 \theta_m^0 \sin^2 \theta + \cos^2 \theta_m^0 \cos^2 \theta \sin^2 \alpha_m^0. \quad (16)$$

Notice that in spite of strong violation of adiabaticity in the  $s$ -resonance, the effect of  $s$ -mixing is still present due to the averaging of oscillations.

The energy dependences of the probabilities can be easily understood using the results given in Eqs. (13 - 16). Let  $E_a(n_c)$  and  $E_s(n_c)$  be the LMA resonance energy and the  $s$ -resonance energy which correspond to the central density of the Sun  $n_c$ . Then the following consideration holds.

1). For high energies,  $E > E_a(n_c)$ , neutrinos are produced far above the 1-2 resonance density, so that  $\theta_m^0 \approx \pi/2$ . Then according to (13),  $P = \sin^2 \theta$ , as in the  $2\nu$  case, independently of properties of the  $s$ -resonance. The initial state coincides practically with  $\nu_{2m}$ , and the later propagates adiabatically.

The  $s$ -resonance becomes operative at the energies of adiabatic edge, when  $\theta_m^0$  deviates from  $\pi/2$ . This is the consequence of the fact that  $\lambda_s$  crosses the lowest LMA level  $\lambda_1$ .

2). For low energies,  $E < E_s(n_c)$ , the  $s$ -resonance is not realized inside the Sun and  $s$ -mixing equals the vacuum mixing ( $\cos^2 \alpha_m^0 \approx \cos^2 \alpha^0 \approx 1$ ). Then from (13) we get the usual adiabatic formula for the  $2\nu$  case

$$P_{ee}^{adiab} \approx \sin^2 \theta_m^0 \sin^2 \theta + \cos^2 \theta_m^0 \cos^2 \theta. \quad (17)$$

3). At the intermediate energies, crossing the  $s$ -resonance can be adiabatic (at  $E \sim E_s(n_c)$ ), and moreover, the initial angle can be equal to  $\alpha_m^0 \approx \pi/2$ . Since the  $s$ -resonance is very narrow this equality is realized already at energies slightly above  $E_s(n_c)$ . In this case we get from (15)

$$P_{ee} \approx \sin^2 \theta_m^0 \sin^2 \theta. \quad (18)$$

If also  $E \ll E_a(n_c)$ , so that  $\theta_m^0 \approx \theta$ , the Eq. (18) leads to

$$P_{min} = P_{ee} \approx \sin^4 \theta. \quad (19)$$

$P_{min}$  is the absolute minimum of the survival probability which can be achieved in the system. In general,  $P_{ee} > \sin^4 \theta$ , since  $E$  is not small in comparison with  $E_a$  ( $\sin \theta_m^0 > \sin \theta$ ) and/or the adiabaticity is broken.

For  $\alpha_m^0 \approx \pi/2$ , which can be realized for  $E$  being slightly higher than  $E_s$ , we find from (13)

$$P_{ee} \approx \sin^2 \theta_m^0 \sin^2 \theta + \cos^2 \theta_m^0 \cos^2 \theta \sin^2 \alpha_m^0 P_2. \quad (20)$$

With the increase of energy the adiabaticity is violated,  $P_2 \rightarrow 1$ , and the probability approaches the adiabatic one for the  $2\nu$  system (17).

In fig. 2 we show results of numerical computations of the  $\nu_e$  survival probability  $P_{ee}$ , and the survival probability of active neutrinos,  $(1 - P_{es})$ , as functions of energy. In our numerical calculations we have performed a complete integration of the evolution equations for the  $3\nu$ -system and also made averaging over the production region of the Sun. The analytical consideration allows us to understand immediately the numerical results shown in fig. 2.

The effect of  $s$ -mixing is reduced to appearance of a dip in the LMA energy profile. A size of the dip equals:

$$\Delta P_{ee} \equiv P_{ee}^{LMA} - P_{ee} = P_{es} \cos^2 \theta, \quad (21)$$

where  $P_{ee}(E)^{LMA} = P_{ee}(E)^{adiab}$  is the LMA probability given by the adiabatic formula (13). To obtain the last equality in (21) we used expressions for  $P_{ee}$  from (13),  $P_{ee}(E)^{LMA}$  - from (17) and  $P_{es}$  - from (14). Since  $\cos^2 \theta < 1$  (the best fit value of LMA mixing,  $\cos^2 \theta = 0.714$ ) according to (21) a change of the  $\nu_e$  survival probability due to mixing with  $\nu_s$  is weaker than the transition to sterile neutrino  $P_{es}$ . The relation (21) is well reproduced in fig. 2.

A position of the dip (its low energy edge) is given by the resonance energy taken at the central density of the Sun  $E_s(n_c)$  (9). With increase of  $\Delta m_{01}^2$  the dip shifts to higher energies. However, this shift is stronger than simple proportionality to  $\Delta m_{01}^2$  as can be found from (9). For instance, the increase of  $R_\Delta$  from 0.1 to 0.2 leads to the shift of dip by factor 2.6 in the energy scale (see fig. 2).

The maximal suppression in the dip depends on  $R_\Delta$  and  $\alpha$ . For small  $R_\Delta$  (large split between the two resonances) and large  $\alpha$  ( $\sin^2 2\alpha > 10^{-3}$ ) the absolute minimum (19) can be achieved. Indeed, the condition for the minimum is nearly satisfied for the solid line in the upper panel of fig. 2 where  $P_{ee} \sim 0.1$ .

With increase of  $R_\Delta$  (smaller split of the resonances) or/and decrease of  $\alpha$  (stronger violation of the adiabaticity) a suppression in the dip weakens. Also with decrease of  $\alpha$  the dip becomes narrower.

Similarly one can consider crossing of  $\lambda_s$  with  $\lambda_2^{LMA}$ . In this case the effect on  $P_{ee}$  is weaker due to smaller admixture of  $\nu_e$  in  $\nu_2$ . Now the dip can appear at higher energies in the non-oscillatory part of the LMA profile where  $P_{ee} \approx \sin^2 \theta$ .

## 4 Observables and restrictions

As follows from fig. 2, selecting appropriately the values of  $R_\Delta$  and  $\alpha$  (and therefore position and form of the dip) one can easily obtain significant suppression of  $Q_{Ar}$  as well as the upturn of the spectrum (see fig. 3). There are, however, restrictions which follow from other experimental results.

1). *Ar-production rate versus Ge-production rate.* A decrease of  $Q_{Ar}$  is accompanied by decrease of  $Q_{Ge}$  (fig. 3). Since the LMA prediction for  $Q_{Ge}$  is close to the central experimental value a possible decrease of  $Q_{Ge}$  is restricted. Let us consider this correlation in details.

The decrease of the *Ar*-production rate can be written as

$$\Delta Q_{Ar} = Q_{Ar}^{Be} \cdot \Delta P_{ee}^{Be} + Q_{Ar}^{int} \cdot \Delta P_{ee}^{int} + Q_{Ar}^B \cdot \Delta P_{ee}^B, \quad (22)$$

where  $Q_{Ar}^{Be} = 1.15$  SNU,  $Q_{Ar}^{int} = 0.64$  SNU and  $Q_{Ar}^B = 5.76$  SNU are the contributions to the *Ar*-production rate from the *Be*-flux, the fluxes of the intermediate energies (*pep*, *CNO*) and the *B*-neutrino flux according to SSM [9]. Here  $\Delta P_{ee}^{Be}$  is the change of survival probability at  $E_{Be}$ ,  $\Delta P_{ee}^{int}$  and  $\Delta P_{ee}^B$  are the changes of the effective (averaged over appropriate energy interval) survival probabilities for the intermediate energy fluxes and the boron neutrino flux respectively.

The suppression of the *Ge*- production rate equals

$$\Delta Q_{Ge} \approx Q_{Ge}^{Be} \cdot \Delta P_{ee}^{Be} + Q_{Ge}^{int} \cdot \Delta P_{ee}^{int} + Q_{Ge}^B \cdot \Delta P_{ee}^B, \quad (23)$$

where  $Q_{Ge}^{Be} = 34.2$  SNU,  $Q_{Ge}^{int} = 11.7$  SNU and  $Q_{Ge}^B = 12.1$  SNU are the contributions to the *Ge*-production rate for the *Be*-neutrino flux, the sum of *pep*- and *CNO*- fluxes, and the *B*-neutrino flux correspondingly.  $\Delta P_{ee}^{Be}$  is the same as in (22), whereas  $\Delta P_{ee}^{int}$  and  $\Delta P_{ee}^B$  are approximately equal to those in (22).

The changes of rates are correlated:

$$\Delta Q_{Ge} = A(R_\Delta, \alpha) \cdot \Delta Q_{Ar}, \quad (24)$$

where  $A$  is the constant which depends on the oscillation parameters. If the *Be*- ( $\nu_e$ ) line is suppressed only, we would have  $A^{Be} \approx 30$ . If the neutrino fluxes at the intermediate energies are affected only, then  $A^{int} \sim 18$ , for the boron neutrino flux we find the smallest value  $A^B \sim 2$ .

In principle, the decrease of the *Ge*-production rate can be compensated by increase of the survival probability for the *pp*-neutrinos. This probability is given approximately by the average vacuum oscillations formula

$$P_{ee}(pp) \approx 1 - 0.5 \sin^2 2\theta. \quad (25)$$



From Eq. (25) it follows that the increase of  $P_{ee}(pp)$  requires the decrease of mixing:

$$\Delta \sin^2 \theta = -\frac{\Delta P_{ee}(pp)}{2\sqrt{2P_{ee}(pp) - 1}}. \quad (26)$$

The SSM contribution of the  $pp$ -neutrinos to  $Q_{Ge}$  equals  $Q_{Ge}^{pp} = 69.7$  SNU, therefore to compensate  $1\sigma$  ( $\sim 5$  SNU) decrease of  $Q_{Ge}$ , one needs  $\Delta P_{ee}(pp) = 0.07$ . For this value of  $\Delta P_{ee}(pp)$  eq. (26) gives  $\Delta \sin^2 \theta = -0.1$ . However, a decrease of  $\sin^2 \theta$  is restricted by the high energy data (SK, SNO). Indeed, the survival probability for the boron neutrinos with  $E > 5$  MeV is proportional to  $\sin^2 \theta$ :

$$P_B \approx a \sin^2 \theta, \quad a \approx 1.1, \quad (27)$$

where the deviation of  $a$  from 1 is due to effects of the upturn and the  $\nu_e$  regeneration in the matter of the Earth. So, the survival probabilities for the  $pp$ - and  $B$ -neutrinos are related:

$$P_{pp} \approx 1 - \frac{2}{a}P_B + \frac{2}{a^2}P_B^2. \quad (28)$$

For the best fit value of mixing ( $\sin^2 \theta \sim 0.285$ ) this equality gives  $\Delta P_{pp} \approx -0.78\Delta P_B$ . In turn, the survival probability  $P_B(> 5 \text{ MeV})$  is fixed by the CC/NC ratio:

$$\frac{CC}{NC} = \frac{P_B}{1 - \eta_s(1 - P_B)}, \quad (29)$$

where  $\eta_s$  is the sterile neutrino fraction in the state to which  $\nu_e$  transforms. This relation does not depend on the original Boron neutrino flux. The solar neutrino data restrict  $\eta_s < 0.2$ , and therefore the presence of sterile component allows us to reduce the probability by a small amount only:  $\Delta P_{ee} \sim (0.2 - 0.3)\eta_s < 0.06$ . Moreover, according to fig. 2, the contribution of sterile neutrino to the high energy part of the spectrum is even smaller than 0.2.

2). *The Ar-production rate versus the rates at SNO and SuperKamiokande.* For large  $R_\Delta$  and  $\sin \alpha$  the restriction appears from the charged current (CC) - event rate at SNO and well as from the rate of events at SK and the spectra. For free boron neutrino flux the suppression of  $Q_{Ar}$  due to suppression of the boron electron neutrino flux can be written as

$$\Delta Q_{Ar} = Q_{Ar}^B f_B \Delta P_{ee}^{B,Ar}, \quad (30)$$

where  $f_B \equiv F_B/F_B^{SSM}$  is the total boron neutrino flux in the units of the SSM flux. For the relative change of flux measured in CC-event,  $\Delta[CC] \equiv \Delta F_{CC}/F_{CC}^{SSM}$  we have

$$\Delta[CC] = f_B \Delta \tilde{P}_{ee}^B, \quad (31)$$

where  $\Delta \tilde{P}_{ee}^B$  is the change of the effective survival probability for the SNO energy range. With decrease of  $Q_{Ar}$  the rate  $[CC]$  decreases; we find

$$\Delta[CC] = 0.2Q_{Ar}, \quad (32)$$

and this relation does not depend of  $f_B$ , so that for a given  $Q_{Ar}$ , the decrease of  $[CC]$  can not be compensated by increase of  $f_B$ .

Also the spectral information does not allow to strongly suppress  $Q_{Ar}$ .

## 5 Global Fit

We have performed the global fit of the solar neutrinos data which takes into account the correlations of observables discussed in sec. 4. We use the same procedure of the fit as in our previous publications [7, 10]. In fig. 4 we show the dependence of the  $\chi^2$  on  $R_\Delta$  for fixed value of  $\Delta m_{21}^2$ .

The following comments are in order.

1. According to the fig. 4 the minimum  $\chi_0^2 \sim 65.2$  is achieved for

$$R_\Delta = 0.9 \quad \sin^2 2\alpha = 10^{-3}. \quad (33)$$

It corresponds to the unmodified  $Be$ - flux but suppressed  $pep$ - and  $CNO$ - fluxes. The upturn of the energy spectrum above 5 MeV is practically eliminated.  $\chi_0^2$  can be compared with  $\chi^2 \sim 66.6$ , for zero  $s$ -mixing. The improvements of the fit,  $\Delta\chi^2 = 1.4$ , is not substantial. Notice however, that value  $\chi_0^2$  is not the absolute minimum. Furthermore, one should not expect significant improvement of the fit since the original pull was about  $2\sigma$  only, and quality of the global fit is very good in both cases. Finally with sterile neutrinos we have modified solution of solar neutrino problem with different set of predictions for observables.

2. As follows from the fig. 4 certain regions of parameters of the sterile neutrino are strongly disfavored or excluded already by existing data. In particular, the region  $\sin^2 2\alpha = 3 \cdot 10^{-4}$  and  $R_\Delta < 0.07$  is excluded. It corresponds to strong suppression of the  $Be$  electron neutrino flux.

In another strongly disfavored region:  $R_\Delta = 0.10 - 0.25$ ,  $\sin^2 2\alpha > 10^{-3}$ , one has substantial suppression of the  $CC$ -signal at SNO and SK as well as distortion of the boron electron neutrino spectrum. For larger values of sterile neutrino mass,  $R_\Delta > 0.25$ , the dip shifts to higher energies and disappears. The conversion effects (and corresponding  $\chi^2$ ) converge to the pure LMA solution case .

## 6 Three scenarios

Three phenomenologically different scenarios can be realized depending on the oscillation parameters, and therefore on the position and form of the dip. Three panels in the fig. 3, which correspond to different values of  $R_\Delta$ , illustrate these scenarios. Let us describe features of these three possibilities.

1). Narrow dip at low energies: the  $Be$ -line is in the dip. This corresponds to  $\sin^2 2\alpha < 10^{-4}$  and  $R_\Delta < 0.08$  or

$$0.5E_{Be} < E_s(n_c) < E_{Be}, \quad (34)$$

where  $E_{Be} = 0.86$  MeV is the energy of the  $Be$ -neutrinos (first panel in fig. 2 and solid line in fig. 3). The lower bound (34) implies that the  $pp$ -neutrino flux is not affected. In this case the  $Be$ -line is suppressed most strongly; the  $\nu_e$  fluxes of the intermediate energies ( $pep$  and  $CNO$  neutrinos) are suppressed weaker and the low energy part of the boron neutrino spectrum measured by SK and SNO is practically unaffected (see fig. 3).

According to fig. 3 the value of coefficient in Eq. (24)  $A = 24$ . Taking the present  $1\sigma$  errors, 0.23 SNU and 5 SNU, for the Homestake and the combined Gallium result correspondingly, we find that the central experimental value of  $Q_{Ar}$  can be reached at the price of the  $2\sigma$  decrease of  $Q_{Ge}$ .

The best compromise solution would correspond to  $\sin^2 2\alpha \sim 7 \cdot 10^{-5}$ , when  $Q_{Ar}$  is  $1\sigma$  above the observation, and  $Q_{Ge}$  is  $1\sigma$  below the observation. In this case the BOREXINO rate reduces from 0.61 down to 0.48 of the SSM rate (see sect. 7).

For  $E_s(n_c)$  being substantially smaller than  $E_{Be}$ , the  $Be$ - line is on the non-adiabatic edge of the dip and its suppression is weaker. In this case larger values of  $\sin \alpha$  are allowed.

As we have discussed in sec.4 variations of the LMA parameters and the original boron neutrino flux do not allow us to compensate completely the changes of the observables (which worsen the fit) in the case when the  $Be$ -line is suppressed.

2). The dip at the intermediate energies:

$$E_{Be} < E_s(n_c) < 1.4 \text{ MeV} \quad (35)$$

(see the second panel in fig. 2 and the dashed lines in fig. 3). The  $Be$ -line is out of the dip and therefore unaffected. A decrease of  $Q_{Ar}$  occurs due to suppression of the  $\nu_e$  components of the  $pep$ - and  $CNO$ - neutrino fluxes.

In this case a decrease of  $Q_{Ar}$  is accompanying by smaller decrease of  $Q_{Ge}$  in comparison with the previous case. For small enough mixing (so that the boron neutrinos are not affected strongly) we get from fig. 3  $A = 15$  in the relation (24). For larger  $\sin^2 2\alpha$  a suppression of the boron  $\nu_e$  flux becomes substantial and  $A$  decreases further:  $A \sim 12$ . Now the value  $Q_{Ar} = 2.8$  SNU, which is  $1\sigma$  above the observation, can be achieved by just  $0.4\sigma$  reduction of  $Q_{Ge}$ .

The BOREXINO signal due to the  $Be$ - flux is unchanged, and also the observable part of the boron neutrino flux is affected very weakly. Change of the CC/NC ratio is about 0.002.

The optimal fit (see fig. 4) would correspond to  $\sin^2 \alpha = 10^{-3}$ , when  $Q_{Ar}$  is diminished down to 2.75 SNU, at the same time  $Q_{Ge} = 68$  SNU and CC/NC = 3.22 in agreement with the latest data [2].

3). The dip at high energies:

$$E_s(n_c) > 1.6 \text{ MeV} \quad (36)$$

(see fig. 2, the panel for  $R_\Delta = 0.2$ , and the dotted lines in fig. 3).  $Q_{Ar}$  is diminished due to suppression of the low energy part of the boron neutrino spectrum. For  $\sin^2 \alpha = 10^{-3}$ , we find  $\Delta Q_{Ar} = 0.17 \text{ SNU}$ . At the same time a decrease of the  $Ge$ -production rate is very small:  $\Delta Q_{Ge} \sim 0.5 \text{ SNU}$  which corresponds to  $A = (2 - 3)$  in eq. (24).

At  $\sin^2 \alpha = 10^{-3}$  there is already significant modification of the observable part of the boron neutrino spectrum and decrease of the total rate at SK and SNO. Also the CC/NC ratio decreases. According to fig. 3 at  $\sin^2 2\alpha = 10^{-3}$ , we have  $\Delta(\text{CC/NC}) = 0.01$ . Further increase of  $R_\Delta$  will shift the dip to higher energies, where the boron neutrino flux is larger. This, however, will not lead to further decrease of  $Q_{Ar}$  since the dip becomes smaller approaching the non-oscillatory region (see fig. 2). The BOREXINO signal ( $Be$ -line) is unchanged. So, the main signature of this scenario is a strong suppression of the upturn and even a possibility to bend the spectrum down.

Even for large  $R_\Delta$  the influence of  $\nu_s$  on the KamLAND results is negligible due to very small mixing. In contrast to the solar neutrinos, for the KamLAND experiment the matter effect on neutrino oscillations is very small and no enhancement of the  $s$ -mixing occurs. Therefore the effect of  $s$ -mixing on oscillation probability is smaller than  $\sin^2 2\alpha \sim 10^{-3}$ . For this reason the KamLAND result has not been included in the fit of data.

## 7 Further tests

How one can check the described scenarios?

1) BOREXINO and KamLAND (solar) as well future low energy experiments [19, 20, 21, 22, 23, 24, 25] can establish the suppression of the  $Be$ -neutrino flux in comparison with the LMA predictions, if the case 1) is realized. In BOREXINO and other experiments based on the  $\nu e$ -scattering the ratio of the numbers of events with and without conversion can be written as

$$R_{Borexino} = P_{ee}(1 - r) + r - rP_{es}, \quad (37)$$

where  $r \equiv \sigma(\nu_\mu e)/\sigma(\nu_e e)$  is the ratio of cross-sections. Using Eq. (21) we find an additional suppression of the BOREXINO rate in comparison with the pure LMA case:

$$\Delta R_{Borexino} \equiv R_{Borexino}^{LMA} - R_{Borexino} = (1 - r)\Delta P_{ee} + rP_{es} \approx \Delta P_{ee}(1 + r \tan^2 \theta). \quad (38)$$

According to fig. 3,  $R_{Borexino}^{LMA}$  can be diminished rather significantly. However, if the prediction for  $Q_{Ge}$  is  $2\sigma$  (or less) below the experimental results, we find  $R_{Borexino}^{LMA} > 0.4$  and  $\Delta R_{Borexino} < 0.2$ . For the best fit value in the scenario 1):

$$R_{Borexino}^{LMA} \sim 0.5, \quad (\Delta R_{Borexino} \sim 0.1). \quad (39)$$

Clearly, it will be difficult to establish such a difference. Furthermore, an additional suppression is mainly due to conversion to the sterile neutrino and the problem is to distinguish the conversion effect and lower original flux: the CC/NC ratio can not be used. Therefore not only high statistics results but also precise knowledge of the original fluxes is needed. The *pep*-flux is well known, however predictions of the *CNO* neutrino fluxes have larger uncertainties.

2). It may happen that the dip is at higher energies and the *Be*- flux is unaffected. In this case one expects significant suppression of the *pep*- and *CNO*- fluxes. Such a possibility can be checked using combination of measurements from different experiments which are sensitive to different parts of the solar neutrino spectrum. The radiochemical *Li*- experiment [26] has high sensitivity to the *pep*- and *CNO*- neutrino fluxes [27]. According to SSM [9], the *CNO*-neutrino contribution to the *Be*-production rate in this experiment is  $Q_{Be}^{CNO} = 14.2$  SNU of the total rate  $Q_{Be}^{CNO} = 52.3$  SNU, so that  $Q_{Be}^{CNO}/Q_{Be} = 0.27$ . For the *Cl*- and *Ga*- experiments the corresponding ratios are substantially smaller:  $Q_{Ar}^{CNO}/Q_{Ar} = 0.05$  and  $Q_{Ge}^{CNO}/Q_{Ge} = 0.07$ . For the *pep*-neutrinos we get  $Q_{Be}^{pep}/Q_{Be} = 0.176$ .

Precise measurements of  $Q_{Be}$  and  $Q_{Ge}$  and independent measurements of the *B*, *pp* and *Be* neutrino fluxes and subtraction of their contributions from  $Q_{Be}$  and  $Q_{Ge}$  will allow to determine the *CNO*- electron neutrino fluxes. In general, to measure oscillation parameters and to determine the original solar neutrino fluxes one will need to perform a combined analysis of results from *Ga*-, *Cl*-, *Li*- experiments as well as the dedicated low energy experiments [19, 20, 21, 22, 23, 24, 25]. Of course, new high statistics *Cl*-experiment would clarify the situation directly.

3). For  $R_{\Delta} \sim 0.1 - 0.2$  and  $\sin^2 2\alpha \sim 10^{-3}$  one expects significant suppression of the low energy part of the *B*- neutrino spectrum. As follows from figs. 5 and 6, at 5 MeV an additional suppression due to sterile neutrino can reach (10 - 15)% both in SK and SNO. The spectra with the *s*-mixing give slightly better fit to the data. Notice that there is no turn down of the SNO spectrum for  $R_{\Delta} = 0.2$  and  $\sin^2 \theta_{13} = 10^{-3}$  due to an additional contribution from the  $\nu - e$  scattering. Precision measurements of shape of the spectrum in the low energy part ( $E < 6 - 8$  MeV) will give crucial checks of the described possibility.

4). In supernovae, neutrinos are produced at densities far above the LMA resonance density and propagation is adiabatic in the LMA resonance. So, even for very small 1-3 mixing ( $\sin^2 \theta_{13} > 10^{-4}$ ) the adiabatic conversion  $\nu_e \rightarrow \nu_2$  is realized without any effect of sterile neutrino (as in the case described in Eq. (17)). If, however, the sterile level crosses the second level  $\lambda_2^{LMA}$  one may expect some manifestations of the sterile neutrino in the  $\nu_e$  channel, provided that the mass hierarchy is inverted or the 1-3 mixing is very small ( $\sin^2 \theta_{13} < 10^{-4}$ ).

5). Smallness of mixing of the sterile neutrino allows one to satisfy the nucleosynthesis bound: such a neutrino does not equilibrate in the Early Universe. For this reason sterile neutrinos also do not influence the large scale structures formation in the Universe.

6). A very small  $s$ -mixing means that the width of  $s$ -resonance is also very small. In the density scale  $\Delta n/n = \tan 2\alpha \sim 10^{-2}$ . Therefore 1% density perturbations can strongly affect conversion in the  $s$ -resonance [28]. If density perturbations (or density profile) change in time, this will induce time variations of neutrino signals. Since the effect of  $s$ -resonance is small, one may expect 10% (at most) variations of the  $Ga$ - and  $Ar$ - production rates.

It seems that further precision measurements of the solar neutrino signals are the only possibility to check the suggested scenarios.

## 8 Conclusions

1. The low (with respect to the LMA prediction) value of the  $Ar$ -production rate measured in the Homestake experiment and/or suppressed upturn of the spectrum at low energies in SK and SNO can be explained by introduction of the sterile neutrino which mixes very weakly with the active neutrinos.

2. The mixing of sterile neutrino leads to appearance of the dip in the survival probability in the interval of intermediate energies  $E = 0.5 - 5$  MeV. The survival probability in the non-oscillatory and vacuum ranges is not modified (if sterile level crosses  $\lambda_1^{LMA}$ ).

3. Depending on value of  $R_\Delta$ , that is, on a position of the dip, three phenomenologically different scenarios are possible:

- (i) the  $Be$ -neutrino line in the dip;
- (ii) strong suppression of the  $pep$ - and  $CNO$ - neutrino fluxes, and the  $Be$ -neutrino line out of the dip;
- (iii) suppression of the boron flux only.

The best global fit of the solar neutrino data corresponds to the unsuppressed  $Be$ -line, but strongly suppressed  $pep$ - and  $CNO$ - neutrino fluxes. Such a scenario requires  $\sin^2 2\alpha \sim 10^{-3}$  and  $R_\Delta \sim 0.1$ . It predicts also an observable suppression of the upturn of the spectrum at SK and SNO.

4. The present experimental results as well as relations between observables restrict substantially possible effects of the dip induced by the  $s$ -mixing.

5. The presence of  $s$ -mixing can be established by future precise measurements of the  $Be$ -,  $pep$ -,  $CNO$ - neutrino fluxes in BOREXINO [18] and KamLAND, as well as by measurements of the low energy part of the Boron neutrino spectrum ( $< 5 - 6$  MeV) in SNO. Study of the solar neutrinos seems to be the only possible way to test the scenarios described in this paper. There is no observable effects in laboratory experiment, as well as in astrophysics and cosmology.

6. We have performed a general study of the effect of mixing with additional neutrino states

(see the Appendix). Only in the case when the sterile neutrino level crosses both the LMA levels, the effect of additional mixing can enhance the survival probability. This case is not realized, however, for additional sterile neutrino. In all other cases an additional mixing leads to suppression of survival probability.

7. Even precise measurements of the high energy part of the solar neutrino spectrum may not be enough to reconstruct the energy profile of the effect at low energies. So, the low energy solar experiments are needed and they may lead to important discoveries.

## Acknowledgments

One of us (PCH) would like to thank FAPESP for financial support.

## Appendix: Profile of the effect and new neutrino states

As we have established in the previous sections, mixing with sterile neutrino can modify the LMA energy profile, namely, suppress the survival probability in certain energy range. Here we present a general consideration of possible modifications of the LMA energy profile by mixing with new neutrino states.

In general, an introduction of new states leads to decrease of  $P_{ee}$ , since new channels open for disappearance of  $\nu_e$ . What are conditions for increase of  $P_{ee}$ ?

In the LMA case the survival probability at low energies and at high energies are uniquely related (28). So, in principle, measurements at high energies ( $E > 5$  MeV) allow to reconstruct the profile at low energies provided that  $\Delta m^2$  is well determined. The latter can be achieved by KamLAND. Mixing with new states can change this high - low energy relation.

In assumption that the coherence of all mass eigenstates is lost on the way to the Earth we can write the  $\nu_e$ -survival probability after propagation in the Sun as

$$P_{ee} = \sum_i a_i |U_{ei}|^2, \quad (40)$$

where  $a_i \equiv |\langle \nu_i | \nu_f \rangle|^2$  is the probability to find the mass state  $i$  in the final state and  $U_{ei} \equiv \langle \nu_e | \nu_i \rangle$  is the mixing parameter. The quantities in eq. (40) satisfy the normalization conditions:

$$\sum_i a_i = 1, \quad \sum_i |U_{ei}|^2 = 1. \quad (41)$$

At low energies, where neutrino conversion is due to the vacuum oscillations, the admixtures of mass eigenstates are not changed and flavors are determined. Contributions from two different mass eigenstates add incoherently. In the  $2\nu$ - case we have  $a_1 = \cos^2 \theta$ ,  $a_2 = \sin^2 \theta$ ,  $U_{e1} = \cos \theta$ ,  $U_{e2} = \sin \theta$ , and consequently,  $P_{ee} = \cos^4 \theta + \sin^4 \theta$ .

The only way to increase  $P_{ee}$  in vacuum, would be to restore the coherence (at least partially) of the two contributions, or decrease the mixing. In general, one should concentrate the electron flavor on one of the mass eigenstates and increase its admixture.

Suppose additional neutrino states also produce the vacuum oscillation effect (no level crossing). Mixing of these new states with  $\nu_e$  leads to decrease of  $|U_{e1}|^2$  or/and  $|U_{e2}|^2$ , as well as  $a_1$  and  $a_2$ , and one can easily show that

$$P_{ee}(2) \geq P_{ee}(2+n). \quad (42)$$

So, new states can lead to decrease of  $P_{ee}$  only.

Matter effects change  $a_i$ . At high energies for the  $2\nu$  case we get  $a_1 \approx 0$  and  $a_2 \approx 1$ . Let  $|U_{ei}|_{min}$  and  $|U_{ei}|_{max}$  be the largest and smallest mixing parameters correspondingly. Then it is easy to prove inequality

$$|U_{ei}|_{min}^2 \leq P_{ee} \leq |U_{ei}|_{max}^2. \quad (43)$$

So, the only way to increase  $P_{ee}$  is to change the admixtures of the mass states in such a way that  $a_i$ , which corresponds to the largest  $|U_{ei}|$ , increases.

Let us consider one additional neutrino level (state) which mixes weakly with the LMA levels. Due to small mixing the LMA levels do not change significantly. If new (predominantly sterile) level crosses one of the LMA level only and  $P(i)$  is the probability that neutrino state does not transit to new level in this crossing, then

$$P_{ee} \approx P(1)a_1|U_{e1}|^2 + a_2|U_{e2}|^2. \quad (44)$$

Here we put  $|U_{e0}| \approx 0$ . Since  $P(1) < 1$ , the probability decreases as we have found in the specific case discussed in this paper. Similarly, if the new level crosses the second LMA level, the survival probability

$$P_{ee} \approx a_1|U_{e1}|^2 + P(2)a_2|U_{e2}|^2, \quad (45)$$

decreases. Notice that if neutrino is produced far above the LMA resonance, so that  $a_1 \approx 0$ , the probability equals  $P_{ee} \approx P(2)a_2|U_{e2}|^2$  and for small  $P(2)$  (adiabaticity) the probability  $P_{ee}$  can be strongly suppressed.

To enhance  $P_{ee}$  the new level should cross both LMA levels (in this case formulas above are not valid). If both crossings are adiabatic, the following transitions occur:

$$\nu_e \approx \nu_{2m} \rightarrow \nu_{0m} \rightarrow \nu_{1m}. \quad (46)$$

So that  $P_{ee} = \cos^2 \theta$ . If transitions are partially adiabatic, we find  $\sin^2 \theta < P_{ee} < \cos^2 \theta$ . Thus, the admixture of the mass state with the largest fraction of the electron neutrinos is enhanced. However, to get such a double crossing, the new level should have stronger dependence on the density than the dependence of the electron neutrino level. That is, the corresponding matter potential should be large:  $V_x > V_e$ . This is excluded: an additional sterile neutrino level can cross only one LMA level, thus leading to suppression of the survival probability. The results obtained in this paper are robust.



# References

- [1] K. Eguchi et al, (KamLAND collaboration), Phys. Rev. Lett, **90** 021802 (2003).
- [2] SNO collaboration (Q. R. Ahmad *et al.*), nucl-ex/0309004.
- [3] L. Wolfenstein, Phys. Rev. D**17** (1978) 2369; in “*Neutrino -78*”, Purdue Univ. C3, 1978.
- [4] S. P. Mikheyev and A. Yu. Smirnov, Sov. J. Nucl. Phys. **42** (1985) 913; Nuovo Cim. **C9** 17, (1986); Zh. Eksp. Teor. Fiz. **91**, 7 (1986), [Sov. Phys. JETP **64**, 4 (1986)].
- [5] J. N. Bahcall, P. I. Krastev, A. Yu. Smirnov, Phys. Rev. D **60** 093001 (1999); M.C. Gonzalez-Garcia, P.C. de Holanda, Carlos Pena-Garay, J.W.F. Valle, Nucl. Phys. B **573**, 3 (2000).
- [6] A. B. Balantekin and H. Yüksel, hep-ph/0309079; G.L. Fogli, E. Lisi, A. Marrone, A. Palazzo, hep-ph/0309100; M. Maltoni, T. Schwetz, M. A. Tortola, J.W.F. Valle, hep-ph/0309130 (v.2); P. Aliani, V. Antonelli, M. Picariello, E. Torrente-Lujan, hep-ph/0309156; P. Creminelli, G. Signorelli, A. Strumia, hep-ph/0102234, v.5, Sept. 15 (2003); A. Bandyopadhyay, S. Choubey, S. Goswami, S. T. Petcov, D.P. Roy, hep-ph/0309174.
- [7] P. C. de Holanda and A. Yu. Smirnov, hep-ph/0309299.
- [8] B. T. Cleveland, et al., Astrophys.J. **496**, 505 (1998).
- [9] J. N. Bahcall, M. H. Pinsonneault and S. Basu, Astrophys. J., **555** (2001) 990.
- [10] P.I. Krastev, A.Yu. Smirnov, Phys. Rev. **D65**, 073022 (2002).
- [11] Super-Kamiokande Collaboration (S. Fukuda et al.), Phys. Rev. Lett. **86** (2001), *ibidem*, **86**, 5656 (2001).
- [12] SNO Collaboration (Q.R. Ahmad et al.), Phys. Rev. Lett. **89**, 011301 (2002), Phys. Rev. Lett. **89**, 011302, (2002).
- [13] P.A. Sturrock, G. Walther and M. S. Wheatland, Astrophys. J. **491** , 409 (1997); *ibidem* **507**, 978 (1998); P.A. Sturrock and M. A. Weber, Astrophys. J. **565**, 1366 (2002). P.A. Sturrock, astro-ph/0304148; hep-ph/0304106. P. A. Sturrock and M. A. Weber, Astrophys. J. **565**, 1366 (2002); A. Milsztajn, hep-ph/0301252; P. A. Sturrock, hep-ph/0304073; hep-ph/0304106. D. O. Caldwell and P. A. Sturrock, hep-ph/0305303.
- [14] Incomplete list: T.K. Kuo, James Pantaleone, Phys. Rev. Lett. **57**, 1805 (1986), Phys. Rev. **D35** 3432 (1987), A. Yu. Smirnov, in proc. of the Int. Symposium on Neutrino Astrophysics “Frontiers of Neutrino Astrophysics”, October 19-22 (1992) Takayama,

- Japan, Eds. Y. Suzuki and K. Nakamura, p.105., Q.Y. Liu, S.T. Petcov, Phys. Rev. **D56**, 7392 (1997), K.S. Babu, Q.Y. Liu, A. Yu. Smirnov, Phys. Rev. **D57**, 5825 (1998).
- [15] V. Berezinsky, M. Narayan, F. Vissani, Nucl. Phys. **B658**, 254 (2003). P.C. de Holanda, A.Yu. Smirnov, hep-ph/0211264.
  - [16] SAGE Collaboration (J.N. Abdurashitov et al.), J.Exp.Theor.Phys. **95**, 181 (2002), [Zh.Eksp.Teor.Fiz. **122**, 211 (2002)] e-Print Archive: astro-ph/0204245.
  - [17] GNO Collaboration (T. A. Kirsten), Nucl. Phys. B (Proc. Suppl.) **118** (2003) 33.
  - [18] BOREXINO collaboration, G. Alimonti, *et al.*, Astropart. Phys. **16** 073022 (2002).
  - [19] R.S. Raghavan, Phys. Rev. Lett. **78**, 3618 (1997).
  - [20] H. Ejiri et al., Phys.Rev. Lett. **85**, 2917 (2000).
  - [21] Y. Suzuki, Low Nu2 workshop, Tokyo 2000, <http://www-sk.icrr.u-tokyo.ac.jp/neutlowe/>.
  - [22] B. Lanou, in Low Nu3 Heidelberg, Germany, <http://www.mpi-hd.mpg.de/nubis/>.
  - [23] D. N. McKinsey and J. M. Doyle, J. of Low Temp. Phys. **118** 153 (2000).
  - [24] G Bonvicini et al., hep-ex/0109199, hep-ex/0109032.
  - [25] C. Broggini, Low Nu3 Heidelberg, Germany, <http://www.mpi-hd.mpg.de/nubis/>.
  - [26] J. N. Bahcall, Phys. Lett., **13**, 332 (1964) V. A. Kuzmin and G. T. Zatsepin, Proc. Int. Conf on Cosmic Rays, Jaipur, India, 1965 paper Mu-Nu 36, p. 1023.
  - [27] See for recent discussion: A. Kopylov, V. Petukhov, hep-ph/0301016, hep-ph/0306148.
  - [28] P.I. Krastev, A.Yu. Smirnov, Mod. Phys. Lett. **A6**, 1001 (1991).

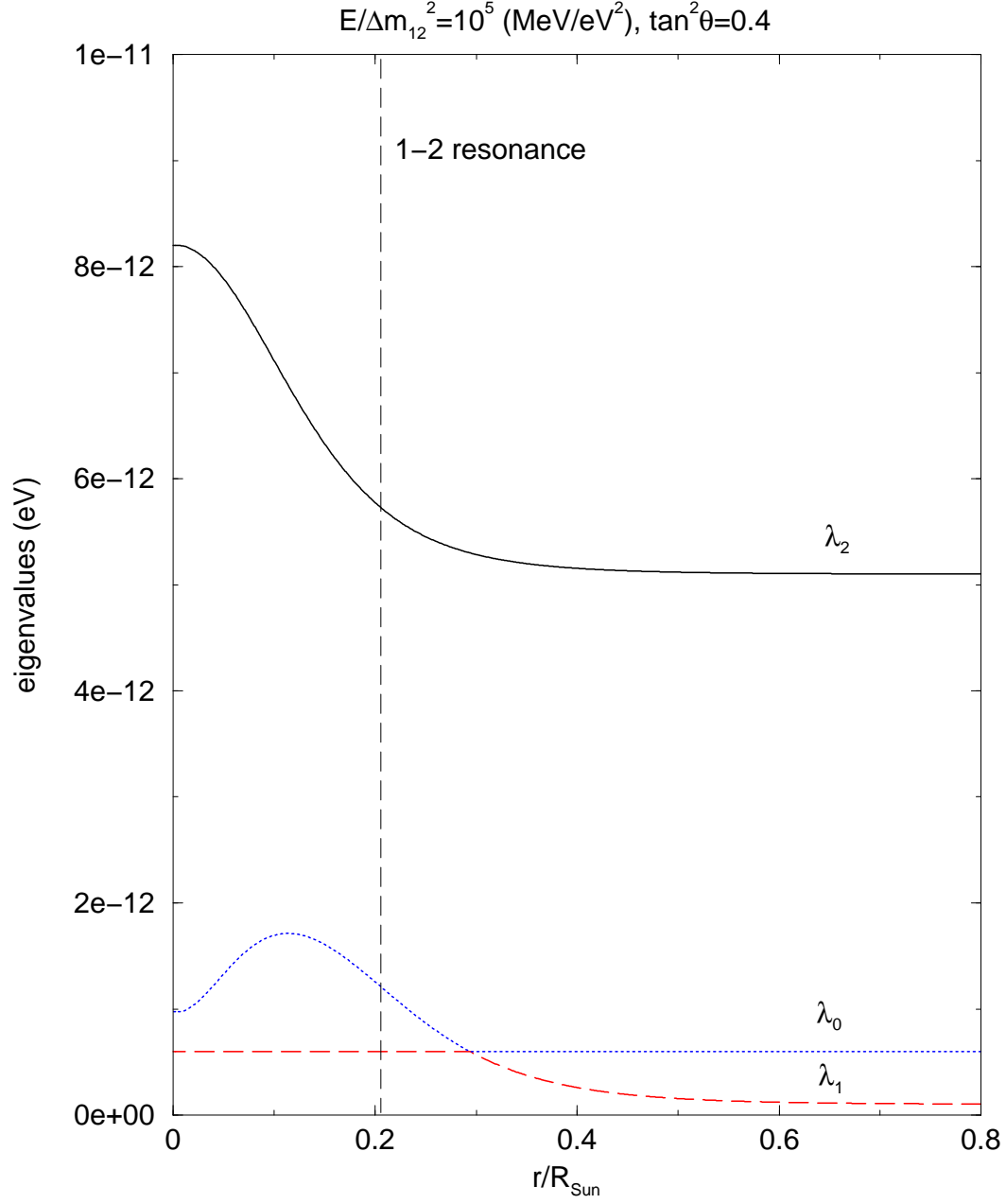


Figure 1: The level crossing scheme. The mass eigenvalues as functions of the distance from the center of the Sun for  $E/\Delta m_{12}^2 = 10^5 \text{ eV}^2$  and  $\tan^2 \theta = 0.4$ . The mass ratio is taken to be  $R_\Delta = \Delta m_{01}^2/\Delta m_{12}^2 = 0.10$ . Also shown is the position of 1-2 resonance (dashed vertical line).

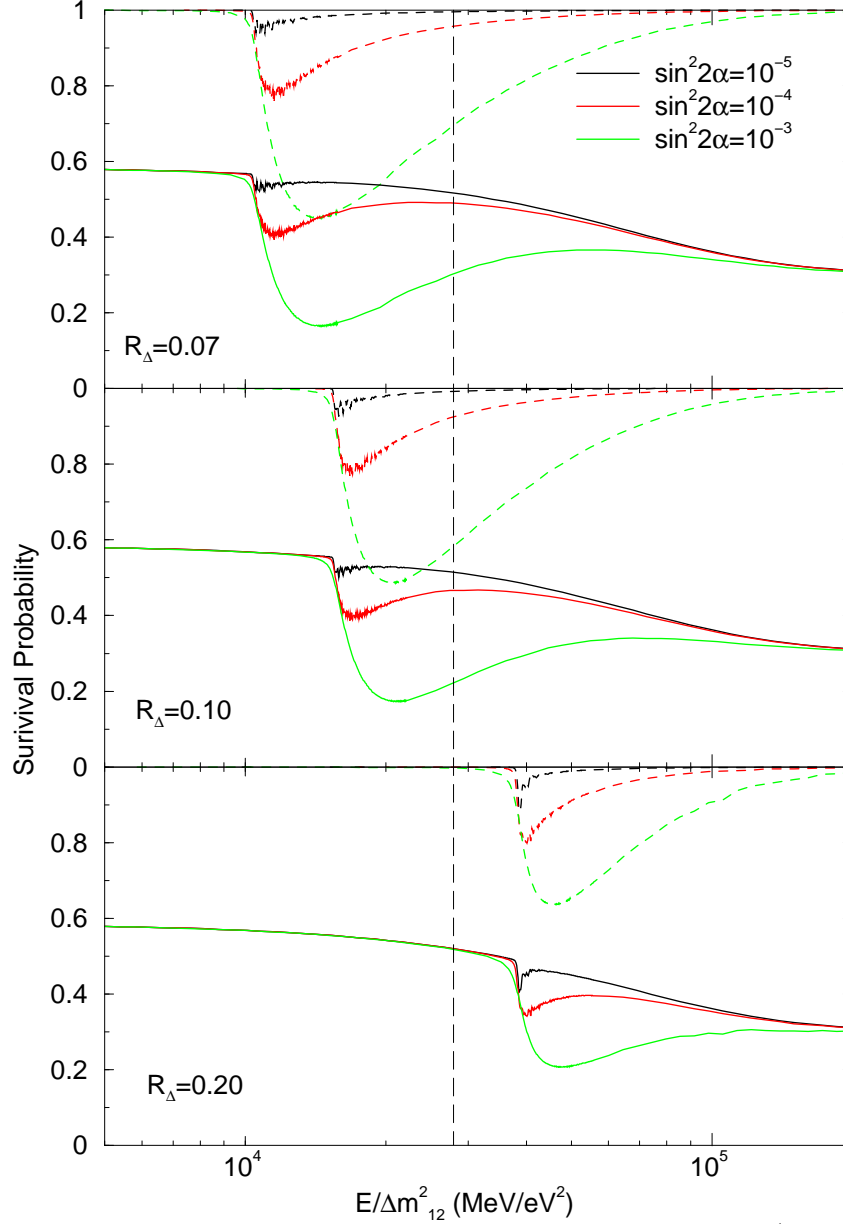


Figure 2: The survival probability of the electron neutrinos,  $P_{ee}$ , (solid line) and survival probability of the active neutrinos,  $1 - P_{es}$ , (dashed line), as functions of  $E/\Delta m_{12}^2$  for different values of the sterile-active mixing parameter  $\sin^2 2\alpha$ . We take  $\tan^2 \theta = 0.4$ . Also shown is position of the 1-2 resonance for the central density of the Sun. (vertical dashed line). For  $\Delta m_{12}^2 = 7.1 \cdot 10^{-5} \text{ eV}^2$  the  $Be$ -line is at  $E/\Delta m_{12}^2 = 1.2 \cdot 10^4 \text{ MeV/eV}^2$ , the  $pep$ -neutrino line is at  $E/\Delta m_{12}^2 = 2 \cdot 10^4 \text{ MeV/eV}^2$ , the lowest (observable) energy,  $E = 5 \text{ MeV}$ , and the highest energy of boron neutrino spectrum ( $\sim 14 \text{ MeV}$ ) are at  $E/\Delta m_{12}^2 = 7 \cdot 10^4 \text{ MeV/eV}^2$  and  $2 \cdot 10^5 \text{ MeV/eV}^2$  correspondingly.

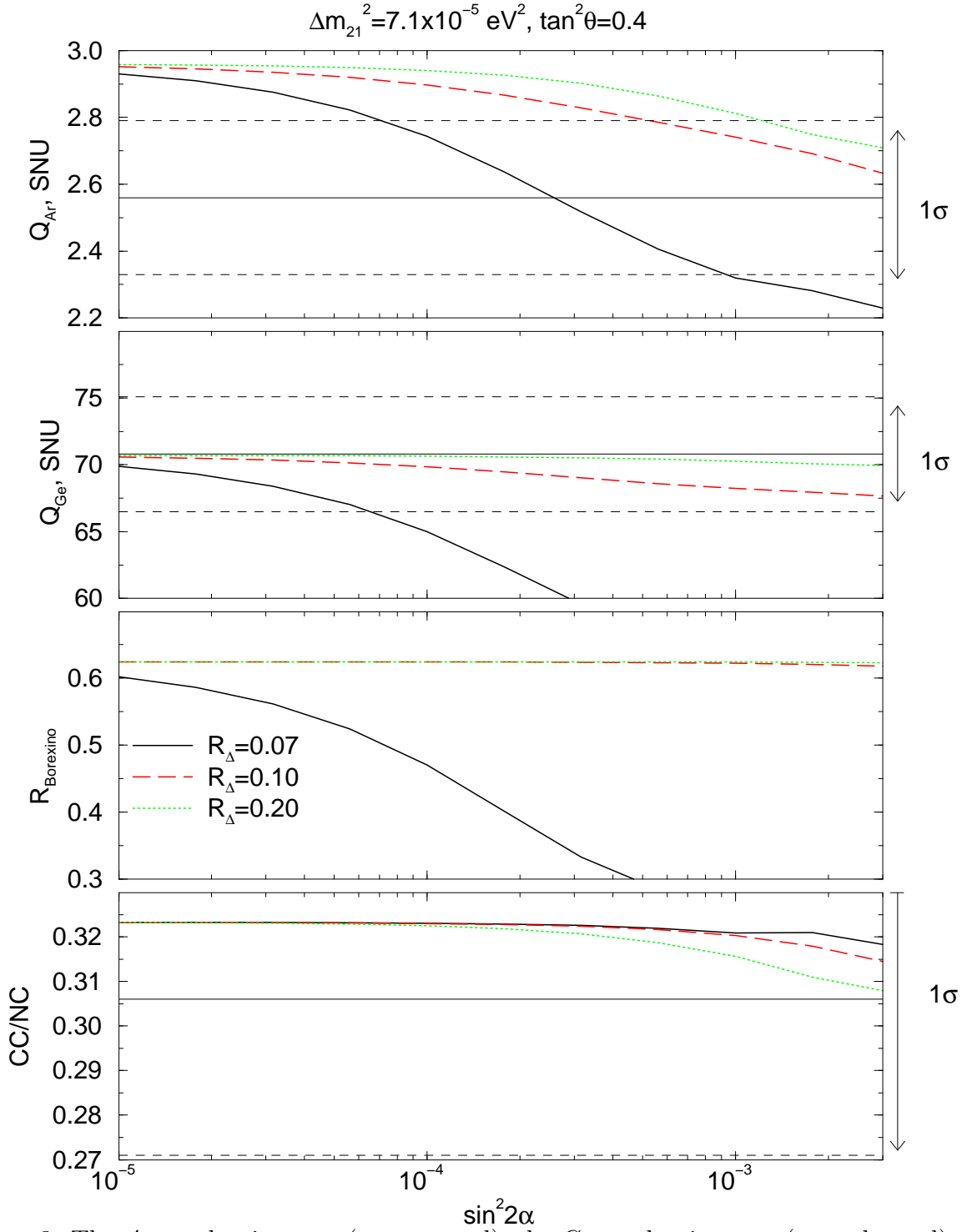


Figure 3: The  $Ar$  production rate (upper panel), the  $Ge$  production rate (second panel) the suppression factor for the BOREXINO signal and the CC/NC ratio at SNO as functions of  $\sin^2 2\alpha$ , for  $\tan^2 \theta = 0.4$  and  $\Delta m_{21}^2 = 7.1 \times 10^{-5} \text{ eV}^2$ .

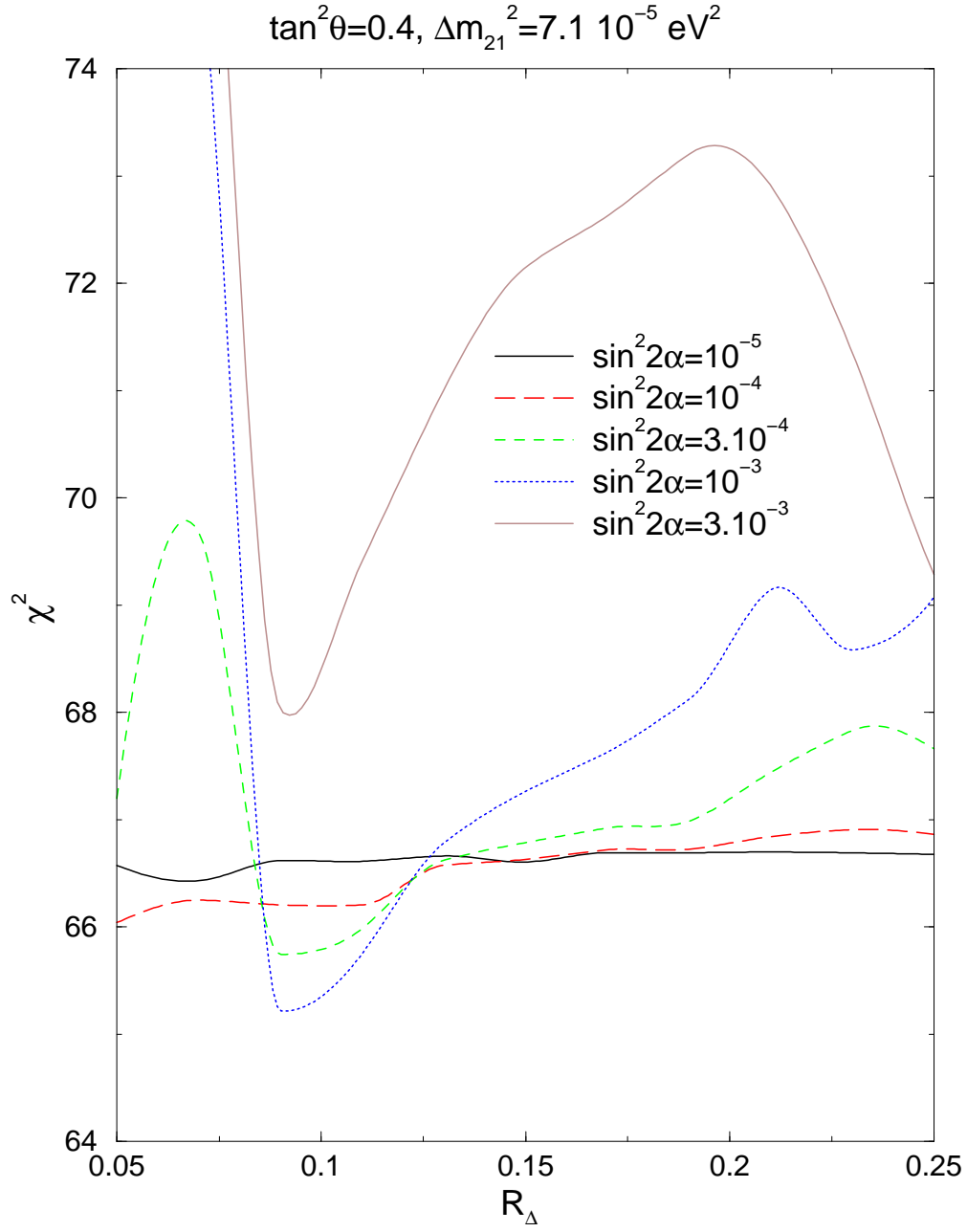


Figure 4: The  $\chi^2$  of the global fit of the solar neutrino data as a function of  $R_\Delta$  for different values of the sterile-active mixing parameter  $\sin^2 2\alpha$ . We take  $\tan^2 \theta = 0.4$  and  $\Delta m_{12}^2 = 7.1 \times 10^{-5} \text{ eV}^2$ ,

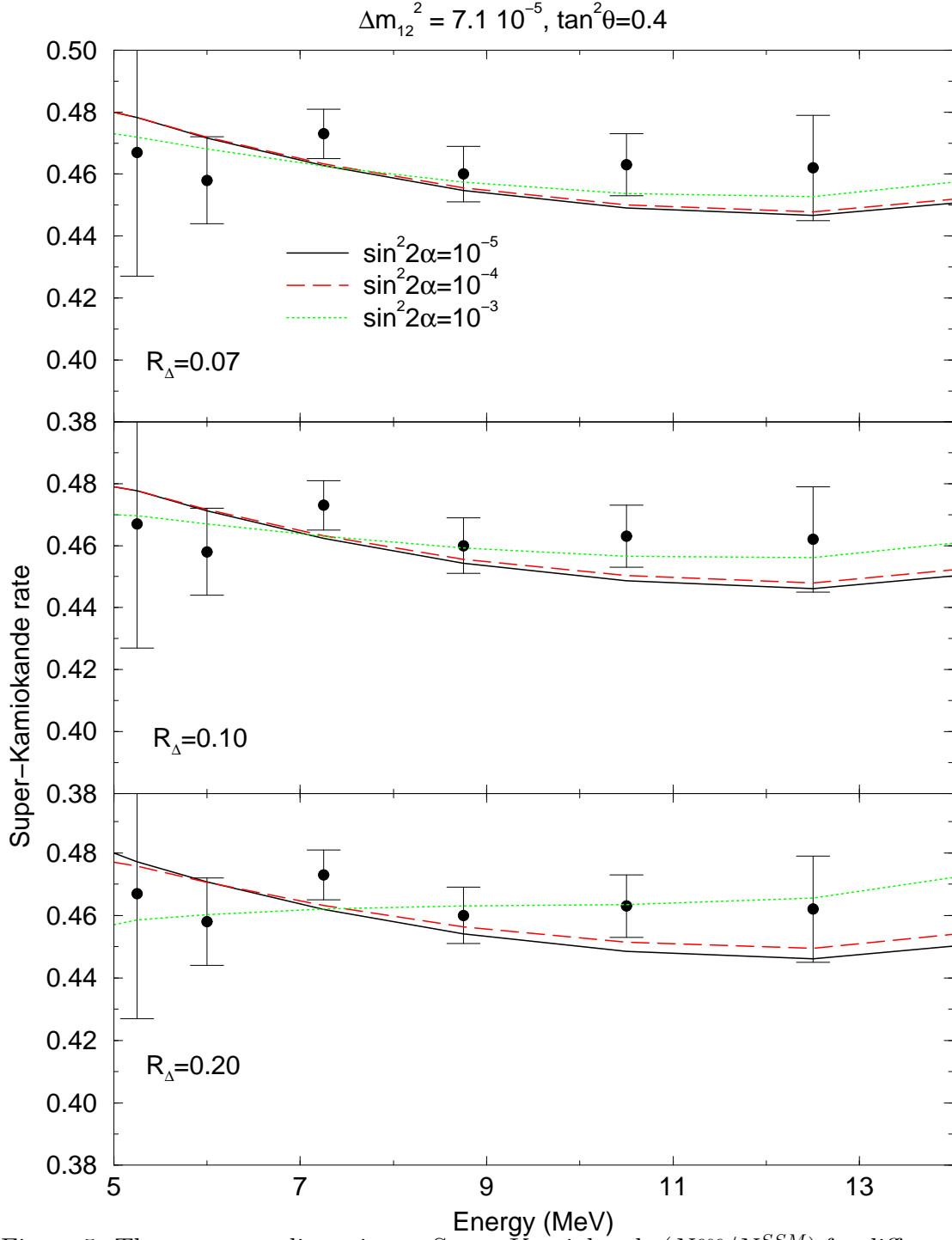


Figure 5: The spectrum distortion at Super-Kamiokande ( $N^{osc}/N^{SSM}$ ) for different values of the sterile-active mixing parameter  $\sin^2 2\alpha$  and the mass ratio  $R_\Delta$ . Normalization of spectra have been chosen to minimize  $\chi^2$  fit of spectrum. We show also the Super-Kamiokande experimental data points (statistical errors only).

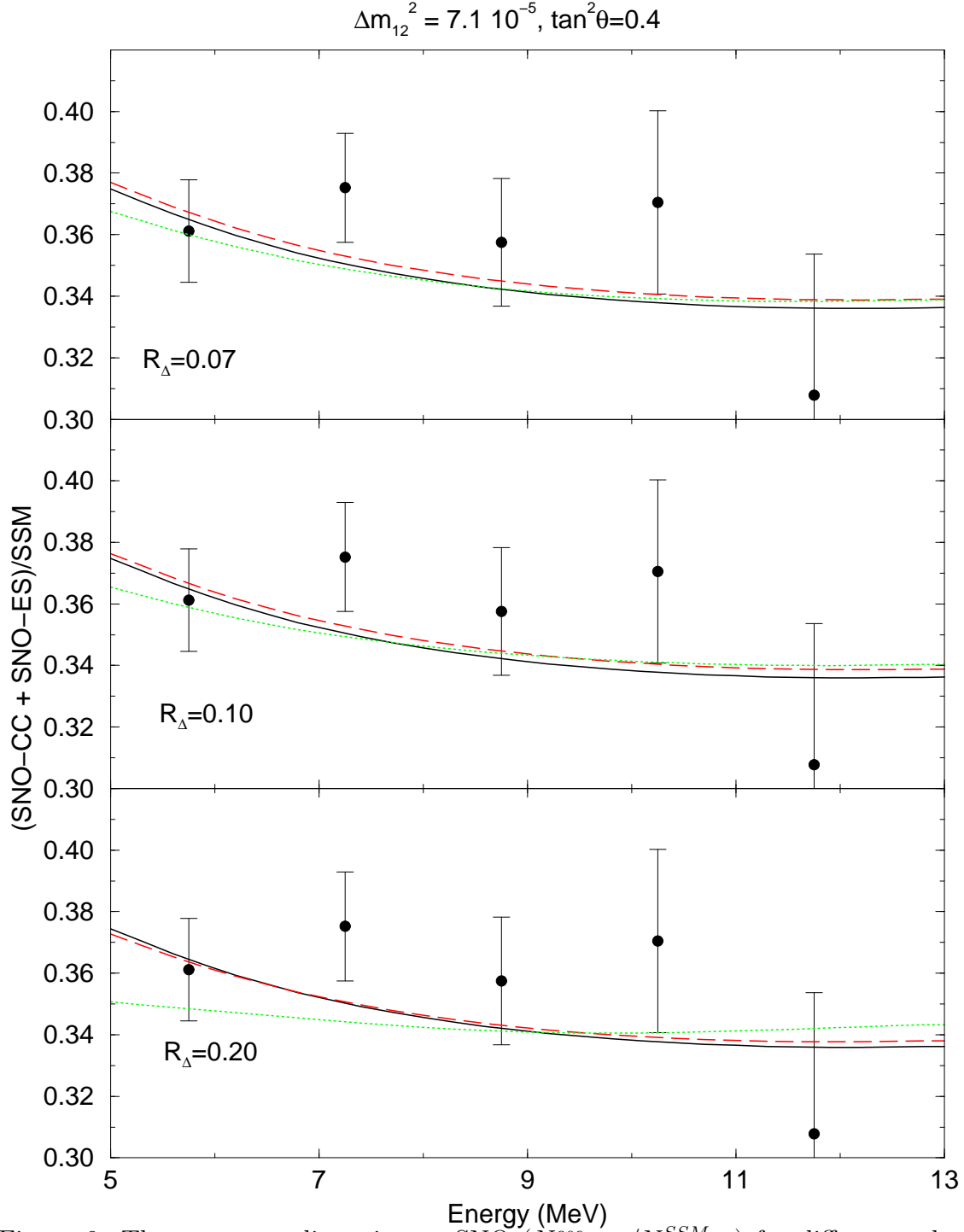


Figure 6: The spectrum distortion at SNO ( $N_{CC+ES}^{osc}/N_{CC+ES}^{SSM}$ ) for different values of the sterile-active mixing parameter  $\sin^2 2\alpha$  and the mass ratio  $R_\Delta$ . Normalization of spectrum (for each parameter set) has been chosen to minimize  $\chi^2$  fit of spectrum. We show also the SNO experimental points with statistical errors only. The number of experimental points is reduced by combining results from three sequent energy bins.