

Homestake result, Sterile neutrinos and Low energy solar neutrino experiments

P. C. de Holanda¹ and A. Yu. Smirnov^{2,3}

(1) *Instituto de Física Gleb Wataghin - UNICAMP, 13083-970 Campinas SP, Brazil*

(2) *The Abdus Salam International Centre for Theoretical Physics, I-34100 Trieste, Italy*

(3) *Institute for Nuclear Research of Russian Academy of Sciences, Moscow 117312, Russia*

Abstract

The large mixing (LMA) MSW solution predicts $\sim 2\sigma$ higher Ar -production rate, Q_{Ar} , than the Homestake result. Also there is no apparent upturn of the spectrum ($R \equiv N_{obs}/N_{SSM}$) at low energies in SNO and Super-Kamiokande (SK). Both these facts can be explained if a light, $\Delta m_{01}^2 \sim (2 - 20) \cdot 10^{-5} \text{ eV}^2$, sterile neutrino exists which mixes very weakly with active neutrinos: $\sin^2 2\alpha \sim (10^{-5} - 10^{-3})$. We perform both the analytical and numerical study of conversion effects in the system of two active neutrinos with the LMA parameters and one weakly mixed sterile neutrino. The presence of sterile neutrino leads to a dip in the survival probability in the intermediate energy range $E = (0.5 - 5) \text{ MeV}$ thus suppressing the Be , or/and pep , CNO as well as B neutrino fluxes. Apart from diminishing Q_{Ar} it leads also to decrease of the Ge -production rate and may lead to decrease of the BOREXINO signal and CC/NC ratio at SNO. Future studies of the solar neutrinos by SNO, SK, BOREXINO and KamLAND as well as new low energy experiments will allow to check this possibility. We present a general analysis of possible modifications of the LMA energy profile due to mixing with new neutrino states.

1 Introduction

In assumption of CPT the first KamLAND result [1] confirms the large mixing (LMA) MSW solution of the solar neutrino problem [2, 3, 4]. Is LMA complete? If there are observations which may indicate some deviations from LMA?

According to the recent analysis, LMA MSW describes all the data very well [5, 6]: pulls of predictions from experimental results are below 1σ for all but one experiment [6]. A generic prediction of LMA is

$$Q_{Ar} = 2.9 - 3.1 \text{ SNU} \quad (1)$$

which is about 2σ above the Homestake result. This pull can be

- just a statistical fluctuation,
- some systematics which may be related to the claimed long term time variations of the Homestake signal [7],
- consequence of higher fluxes predicted by the Standard Solar Model (SSM) [8] ¹,
- some physics beyond LMA.

Another generic prediction of LMA is the “upturn of spectrum” (the ratio of the observed and the SSM predicted numbers of events) at low energies. According to LMA, the survival probability should increase with decrease of energy below (6 - 8) MeV [4]. For the best fit point the upturn can be as large as 10 - 15 between 8 and 5 MeV [9, 6]. Neither Super-Kamiokande (SK) [10] nor SNO [11] show any upturn, though the present sensitivity is not enough to make any statistically significant statement.

There are also claims that the solar neutrino data show the periodic time variations with small periods [12] which (if true) clearly can not be explained in the context of LMA solution.

Are these observations related? Do they indicate some new physics in the low energy part of the solar neutrino spectrum ?

In this paper we show that both the lower Ar -production rate and the absence of (or weaker) upturn of the spectrum can be explained by the effect of new (sterile) neutrino. The solar neutrino transformations in the non-trivial 3ν - context (when the effect of the third neutrino is not reduced to the averaged oscillations) have been considered in a number

¹For instance, the *CNO*-neutrino fluxes have rather large uncertainties. According to the SSM and in the LMA context they contribute about 0.25 SNU, so that reduction of the *CNO*- fluxes by factor of 2 (which is within 2σ of the estimated uncertainties) leads to reduction of the Ar -production rate by $\Delta Q_{Ar} \sim 0.12$ SNU.

of publications before [3, 13]. In particular, the effect of additional sterile neutrino on the ν_e - survival probability has been studied [14]. Here we suggest specific parameters of sterile neutrino which lead to appearance of a dip in the adiabatic edge, at $E = (0.5 - 2)$ MeV, and flattening of spectrum distortion at higher energies $(2 - 8)$ MeV. The dip suppresses the Be - (ν_e) neutrino flux or/and other fluxes at the intermediate energies, and consequently, suppresses the Ar -production rate. It also diminishes or eliminates completely (depending on mixing angle and Δm_{01}^2) the upturn of spectrum. We comment on possibility to induce time variations of signals by presence of very small mixing with sterile neutrinos.

The paper is organized as follows. In the sect. 2 we introduce mixing with sterile neutrino and consider the conversion effects. We study both analytically and numerically the energy profile of the effect. In sect. 3 we discuss physical consequences of modification of the energy profile. We calculate the relevant observables: the Ar -production rate, the Ge -production rate, the CC/NC ratio at SNO and the rate at BOREXINO as functions of the mixing and mass of sterile neutrino. We consider an impact of the sterile neutrino on the global fit of the solar neutrino data. In sect. 4 we discuss future checks of the suggested scenarios. We present a general analysis of possible modifications of the LMA profile by mixing with additional neutrino states in the Appendix. We summarize our results in sect. 5.

2 Survival probability. Properties of the dip

We consider a system of two active, ν_e and ν_a , and one sterile, ν_s , neutrinos which mix in the mass eigenstates ν_1 , ν_2 and ν_0 :

$$\begin{aligned}\nu_0 &= \cos \alpha \nu_s + \sin \alpha (\cos \theta \nu_e - \sin \theta \nu_a), \\ \nu_1 &= \cos \alpha (\cos \theta \nu_e - \sin \theta \nu_a) - \sin \alpha \nu_s, \\ \nu_2 &= \sin \theta \nu_e + \cos \theta \nu_a.\end{aligned}\tag{2}$$

The states ν_e and ν_a are characterized by the LMA oscillation parameters, θ and Δm_{12}^2 . They mix in the mass eigenstates ν_1 and ν_2 with masses m_1 , and m_2 . The sterile neutrino is mainly present in the mass eigenstate ν_0 (mass m_0) and mixes weakly ($\sin \alpha \ll 1$) with active neutrinos in the mass eigenstate ν_1 ². We will assume first that $m_2 > m_0 > m_1$ and take the oscillation parameters of ν_s in the intervals:

$$\Delta m_{01}^2 = m_0^2 - m_1^2 = (0.2 - 2) \times 10^{-5} \text{ eV}^2, \quad \sin^2 2\alpha \sim 10^{-5} - 10^{-3}.\tag{3}$$

We will denote by ν_{1m} , ν_{2m} , ν_{0m} the eigenstates, and by λ_1 , λ_2 , λ_0 the corresponding eigenvalues of the 3ν -system in matter. We introduce also the ratio of mass squared

²The introduction of mixing with the third active neutrino is straightforward. This mixing (if not zero) can produce small averaged oscillation effect and in what follows it will be neglected.

differences:

$$R_\Delta \equiv \frac{\Delta m_{01}^2}{\Delta m_{21}^2}. \quad (4)$$

The level crossing scheme of the system, that is, the dependence of λ_i , ($i = 0, 1, 2$) on the distance inside the Sun or density, is shown in fig. 1. It can be constructed analytically considering mixing of the sterile neutrino (the s -mixing) as a small perturbation.

1). First, we neglect the s -mixing. Then the rest is the usual LMA system of two active neutrinos with eigenstates ν_{1m}^{LMA} , ν_{2m}^{LMA} , and the eigenvalues λ_1^{LMA} and λ_2^{LMA} which we will call the LMA levels:

$$\lambda_1^{LMA} = \frac{m_1^2 + m_2^2}{4E} + \frac{V_e + V_a}{2} - \sqrt{\left(\frac{\Delta m_{21}^2}{4E} \cos 2\theta - \frac{V_e - V_a}{2}\right)^2 + \left(\frac{\Delta m_{21}^2}{4E} \sin 2\theta\right)^2}, \quad (5)$$

and λ_2^{LMA} has similar expression with plus sign in front of square root. Here $V_e = \sqrt{2}G_F(n_e - 0.5n_n)$, and $V_a = -0.5\sqrt{2}G_F n_n$ are the matter potentials for the electron and non-electron active neutrinos respectively. n_e and n_n are the number densities of the electrons and neutrons. For the sterile neutrino we have $V_s = 0$. The 1-2 (LMA) resonance condition determines the LMA resonance energy:

$$E_a = \frac{\Delta m_{21}^2 \cos 2\theta}{2(V_e - V_a)}. \quad (6)$$

2). Now let us turn on the ν_s -mixing. In assumption $m_1 < m_0 < m_2$ the sterile neutrino level λ_s crosses λ_1^{LMA} only. The level λ_2^{LMA} essentially decouples. It is not affected by the s -mixing, and $\lambda_2 \approx \lambda_2^{LMA}$. Evolution of this level is strongly adiabatic.

3). In general, the sterile level, λ_s , as the function of density, crosses λ_1^{LMA} twice: above and below the 1-2 resonance density. The effects of higher (in density) level crossing can be neglected since the neutrinos of relevant energies are produced below the LMA crossing. This can be seen in the fig. 1 where the second crossing of λ_1^{LMA} and λ_s would be on the left, if the density would continue to increase above the central solar density. Consequently, there are two relevant resonances in the system, associated to 1-2 levels (the LMA resonance) and to 1- s crossing. For low energies (below the s -resonance) $\lambda_1 \approx \lambda_1^{LMA}$ and $\lambda_0 \approx \lambda_s$.

The Hamiltonian of evolution of the $(\nu_{1m}^{LMA} - \nu_s)$ sub-system can be obtained diagonalizing the $\nu_e - \nu_a$ block of the 3ν system, and then neglecting small 1-3 element. As a result

$$H = \begin{pmatrix} \lambda_1^{LMA} & \frac{\Delta m_{01}^2}{4E} \sin 2\alpha \cos(\theta - \theta_m) \\ \frac{\Delta m_{01}^2}{4E} \sin 2\alpha \cos(\theta - \theta_m) & \frac{m_1^2 + m_0^2}{4E} + \frac{\Delta m_{01}^2}{4E} \cos 2\alpha \end{pmatrix}, \quad (7)$$

where λ_1^{LMA} is given in (5). The 1- s resonance condition

$$\lambda_1^{LMA}(\Delta m_{21}^2/E, \theta, V_e, V_a) = \frac{m_1^2 + m_0^2}{4E} + \frac{\Delta m_{01}^2 \cos 2\alpha}{4E} \quad (8)$$

determines the s -resonance energy

$$E_s = \frac{0.5m_1^2 + \Delta m_{01}^2 \cos^2 \alpha}{V_e + V_a} \times \frac{1 - R_\Delta}{1 - 2R_\Delta + \xi \cos 2\theta + \sqrt{(1 - 2R_\Delta + \xi \cos 2\theta)^2 - 4R_\Delta(1 - R_\Delta)(\xi^2 - 1)}}, \quad (9)$$

where $\xi \equiv (V_e - V_a)/(V_e + V_a) = n_e/(n_e - n_n)$. Notice that since λ_1^{LMA} is a non-linear function of the neutrino energy. The proportionality of resonance energy E_s to Δm_{01}^2 is broken and E_s turns out to be complicated function of Δm_{01}^2 .

Another feature of the sub-system is that due to dependence of θ_m on E , the effective mixing parameter in (7), $\sin 2\alpha \cos(\theta - \theta_m)$, also depends on the energy (decreases with E), although this dependence is weak. Indeed, in the case of small α , and s -resonance substantially below the LMA resonance we can take in the first approximation $\theta \approx \theta_m$ and $\cos(\theta - \theta_m) \approx 1$. Even in the LMA resonance, when $\theta_m = \pi/2$, we get $\cos(\theta - \theta_m) = 0.97$.

Let us find the ν_e survival probability. According to (2) the initial neutrino state can be written in terms of the matter eigenstates ν_{im} as

$$\nu_e = \sin \theta_m^0 \nu_{2m} + \cos \theta_m^0 (\cos \alpha_m^0 \nu_{1m} + \sin \alpha_m^0 \nu_{0m}), \quad (10)$$

where θ_m^0 and α_m^0 are the mixing angles in matter in the neutrino production point. Propagation from the production point to the surface of the Sun is described in the following way: ν_{2m} evolves adiabatically, so that $\nu_{2m} \rightarrow \nu_2$. Evolution of the two other eigenstates is, in general, non-adiabatic, so that

$$\nu_{1m} \rightarrow A_{11}\nu_1 + A_{01}\nu_0, \quad \nu_{0m} \rightarrow A_{10}\nu_1 + A_{00}\nu_0, \quad (11)$$

where A_{ij} are the transition amplitudes which satisfy the following equalities: $|A_{01}|^2 = |A_{10}|^2 = 1 - |A_{00}|^2 = 1 - |A_{11}|^2 \equiv P_2$. They can be found by solving the evolution equation with the Hamiltonian (7). P_2 is the two neutrino jump probability in the system $\nu_{1m} - \nu_s$.

Using (10, 11) we can write the final neutrino state as

$$\nu_f = \sin \theta_m^0 \nu_2 e^{i\phi_2} + \cos \theta_m^0 [\cos \alpha_m^0 (A_{11}\nu_1 + A_{01}\nu_0) + \sin \alpha_m^0 (A_{10}\nu_1 + A_{00}\nu_0)], \quad (12)$$

where ϕ_2 is the phase acquired by ν_{2m} . Then the survival probability is given by

$$P_{ee} \equiv |\langle \nu_e | \nu_f \rangle|^2 \approx \sin^2 \theta_m^0 \sin^2 \theta + \cos^2 \theta_m^0 \cos^2 \theta [\cos^2 \alpha_m^0 - P_2 \cos 2\alpha_m^0]. \quad (13)$$

Here we have neglected small admixture of ν_e in ν_0 : $\langle \nu_e | \nu_0 \rangle \approx 0$. Furthermore, we have taken into account that the coherence of the mass eigenstates is destroyed on the way from the Sun to the Earth due to spread of the wave packets and averaging effects.

Similarly we get the transition probability to sterile neutrino

$$P_{es} \equiv |\langle \nu_s | \nu_f \rangle|^2 \approx \cos^2 \theta_m^0 [\sin^2 \alpha_m^0 + P_2 \cos 2\alpha_m^0]. \quad (14)$$

Let us consider specific limits of the formula (13). If propagation in the s -resonance is adiabatic (which can be realized for the large enough s -mixing at low energies), then $P_2 = 0$ and

$$P_{ee} = \sin^2 \theta_m^0 \sin^2 \theta + \cos^2 \theta_m^0 \cos^2 \theta \cos^2 \alpha_m^0. \quad (15)$$

In the case of strongly non-adiabatic conversion ($P_2 \approx 1$):

$$P_{ee} \approx \sin^2 \theta_m^0 \sin^2 \theta + \cos^2 \theta_m^0 \cos^2 \theta \sin^2 \alpha_m^0. \quad (16)$$

Notice that in spite of strong violation of the adiabaticity (no effect of the s -resonance), the effect of s -mixing is still present due to the averaging effect.

The energy dependences of the probabilities can be easily understood using the results given in Eqs. (13 - 16). Let $E_a(n_c)$ and $E_s(n_c)$ be the LMA resonance energy and s -resonance energy which correspond to the central density of the Sun n_c . Then,

1). For high energies: $E > E_a(n_c)$ (resonance at low densities) the neutrinos are produced far above the 1-2 resonance, so that $\theta_m^0 \approx \pi/2$. Then according to (13), $P = \sin^2 \theta$, as in the 2ν case, independently of properties of the s -resonance. The initial state practically coincides with ν_{2m} which then propagates adiabatically.

The s -resonance becomes operative at the adiabatic edge, when θ_m^0 deviates from $\pi/2$. This is the consequence of the fact that λ_s crosses the lowest LMA level λ_1

2). For low energies, $E < E_s(n_c)$, the s -resonance is not realized inside the Sun and s -mixing coincides practically with the vacuum mixing ($\cos^2 \alpha_m^0 \approx \cos^2 \alpha^0 \approx 1$). Then from (13) we get the usual adiabatic formula for 2ν case

$$P_{ee}^{adiab} \approx \sin^2 \theta_m^0 \sin^2 \theta + \cos^2 \theta_m^0 \cos^2 \theta. \quad (17)$$

3). At the intermediate energies, for $E > E_s(n_c)$ the crossing of s -resonance can be adiabatic (at $E \sim E_s(n_c)$), and moreover, the initial angle can be equal to $\alpha_m^0 \approx \pi/2$ (since the s -resonance is very narrow this equality is realized already at energies slightly above $E_s(n_c)$). In this case we get from (15)

$$P_{ee} \approx \sin^2 \theta_m^0 \sin^2 \theta. \quad (18)$$

If also $E \ll E_a(n_c)$, so that $\theta_m^0 \approx \theta$, the Eq. (18) leads to

$$P_{min} = P_{ee} \approx \sin^4 \theta. \quad (19)$$

This is the absolute minimum of survival probability which can be achieved in the system. In general, $P_{ee} > \sin^4 \theta$ since E is not small in comparison with E_a ($\sin \theta_m^0 > \sin \theta$) and/or the adiabaticity is violated.

For $\alpha_m^0 \approx \pi/2$, which can be realized for E slightly higher than E_s , we get from (13)

$$P_{ee} \approx \sin^2 \theta_m^0 \sin^2 \theta + \cos^2 \theta_m^0 \cos^2 \theta \sin^2 \alpha_m^0 P_2. \quad (20)$$

With the increase of energy the adiabaticity is violated, $P_2 \rightarrow 1$, and the probability approaches the adiabatic one for the 2ν system (17).

In fig. 2 we show results of exact numerical computations of the ν_e survival probability P_{ee} and the survival probability of the active neutrinos, $(1 - P_{es})$ as functions of energy. In our numerical calculations we have performed a complete integration of the evolution equations for 3ν -system and also have performed the averaging over the production region of the Sun. The analytical consideration allows to understand immediately the numerical results shown in Fig. 2.

The effect of s -mixing is reduced to an appearance of the dip in the LMA energy profile. The size of the dip equals:

$$\Delta P_{ee} \equiv P_{ee}^{LMA} - P_{ee} = P_{es} \cos^2 \theta, \quad (21)$$

where $P_{ee}(E)^{LMA} = P_{ee}(E)^{adiab}$ is the LMA probability given by the adiabatic formula. To obtain the last equality in (21) we used explicit expressions for P_{ee} (13), $P_{ee}(E)^{LMA}$ (17) and P_{es} (14). Since $\cos^2 \theta < 1$, according to (21) a change of the ν_e survival probability due to mixing with ν_s is weaker than transition to sterile neutrino P_{es} . For the best fit LMA mixing $\cos^2 \theta = 0.714$ and the relation (21) is well reproduced in fig. 2.

The position of the dip (its low energy edge) is given by the resonance energy $E_s(n_c)$ (9) taken at the central density of the Sun. With increase of Δm_{01}^2 the dip shifts to higher energies. However, this shift is stronger than simple proportionality to Δm_{01}^2 (see (9)). For instance, the increase of R_Δ from 0.1 to 0.2 leads to the shift of dip by factor 2.6 in the energy scale (see fig. 2).

The maximal suppression in the dip depends on R_Δ and mixing angle α . For small R_Δ (large split between the two resonances) and large α ($\sin^2 2\alpha > 10^{-3}$) the absolute minimum (19) can be achieved. Indeed, the condition for minimum is nearly satisfied for the solid curve in the upper panel of fig. 2 where $P_{ee} \sim 0.1$.

With increase of R_Δ (smaller split of the resonances) or/and decrease of mixing (stronger violation of the adiabaticity) the suppression in the dip becomes weaker. With decrease of the s -mixing the dip becomes narrower.

Similarly one can consider crossing of λ_s with the level λ_2^{LMA} . In this case the effect on P_{ee} is weaker due to smaller admixture of ν_e in ν_2 . But now the dip can appear at higher energies in the non-oscillatory part of the profile where $P_{ee} \approx \sin^2 \theta$.

3 Observables: Relations and results

Three phenomenologically different scenario can be realized depending on the oscillation parameters and therefore on the form and position of the dip. Three panels in the fig. 3, which correspond to different values of R_Δ , illustrate these scenarios, if $\Delta m_{12}^2 = (7-8)10^{-5}$ eV². Notice that for $\Delta m_{12}^2 = 7.3 \cdot 10^{-5}$ eV² the Be -line is at $E/\Delta m_{12}^2 = 1.2 \cdot 10^4$ MeV/eV², and the pep - neutrino line is at $E/\Delta m_{12}^2 = 2 \cdot 10^4$ MeV/eV². The lowest (observable) energy, $E = 5$ MeV, and the highest energy of boron neutrino spectrum (~ 14 MeV) are at $E/\Delta m_{12}^2 = 6 \cdot 10^4$ MeV/eV² and $1.5 \cdot 10^5$ MeV/eV² correspondingly. The dependences of the observables on the s -mixing for different values of R_Δ are shown in fig. 3. Let us describe these three scenarios in details.

1). Narrow dip at low energies: Be -line in the dip. This corresponds to $\sin^2 2\alpha < 10^{-4}$ and

$$0.5E_{Be} < E_s(n_c) < E_{Be}, \quad (22)$$

where E_{Be} is the energy of the Be -neutrinos (first panel in fig. 2 and solid line in fig. 3). The lower bound (22) implies that the pp -neutrino flux is not affected. In this case the Be -line is in the dip and suppressed most strongly; the ν_e fluxes of the intermediate energies (pep and CNO neutrinos) are suppressed weaker and the low energy part of the boron neutrino spectrum measured by SK and SNO is practically unaffected (see fig. 3).

A decrease of the Ar -production rate can be written as

$$\Delta Q_{Ar} = Q_{Ar}^{Be} \cdot \Delta P_{ee}^{Be} + Q_{Ar}^{int} \cdot \Delta P_{ee}^{int}, \quad (23)$$

where $Q_{Ar}^{Be} = 1.15(1 \pm 0.1)$ SNU and $Q_{Ar}^{int} = 0.64$ SNU are the contribution to the Ar -production rate from the Be -flux and fluxes of the intermediate energies according to the SSM [8]. Here ΔP_{ee}^{Be} and is the change of the survival probability at E_{Be} and ΔP_{ee}^{int} is the effective survival probability for the intermediate energy fluxes.

The suppression of the Q_{Ar} should be accompanied by the suppression of the Ge - production rate:

$$\Delta Q_{Ge} \approx Q_{Ge}^{Be} \cdot \Delta P_{ee}^{Be} + Q_{Ge}^{int} \cdot \Delta P_{ee}^{int}, \quad (24)$$

where $Q_{Ge}^{Be} = 34.2$ SNU and $Q_{Ge}^{int} = 11.7$ SNU are the contributions of the Be -neutrino flux and the sum of pep - and CNO - fluxes to the Ge -production rate; ΔP_{ee}^{Be} and ΔP_{ee}^{int} are the same as in (23).

The rates are correlated:

$$\Delta Q_{Ge} = A(R_\Delta, \alpha) \cdot \Delta Q_{Ar}, \quad (25)$$

where A is the constant which depends on the oscillation parameters. If only Be - (ν_e) line is suppressed we would have $A^{Be} = 34.2/1.15 \approx 30$. If the neutrino fluxes at the intermediate fluxes are affected only, then $A^{int} \sim 18$. The real A takes an intermediate value $A = 24$, according to fig. 3.

Since the LMA prediction for Q_{Ge} practically coincides with the central experimental value a decrease of neutrino fluxes which improves agreement with the Homestake result leads to worsening of the fit of the Gallium results.

Taking the present 1σ errors, 0.23 SNU and 5 SNU, for the Homestake and the combined Gallium result correspondingly, we find that the central experimental value of Q_{Ar} can be reached by the prize of decrease of the Q_{Ge} by 2σ .

The best compromise solution corresponds to $\sin^2 2\alpha \sim 10^{-4}$, when Q_{Ar} is 1σ above the observation, and Q_{Ge} is 1σ below the observation. In this case the BOREXINO rate reduces from 0.61 down to 0.5 of the SSM rate (see sect. 4).

For $E_s(n_c)$ substantially smaller than E_{Be} the Be -line is on the non-adiabatic edge and its suppression is weaker. In this case larger values of the s -mixing angle α are allowed.

2). The dip at the intermediate energies:

$$E_{Be} < E_s(n_c) < 1.4 \text{ MeV} \quad (26)$$

(see the second panel in fig. 2 and the dashed lines in fig. 3). The Be -line is out of the dip and therefore unaffected. A decrease of Q_{Ar} occurs due to suppression of the (ν_e) fluxes of pep - and CNO - neutrinos.

In this case a decrease of Q_{Ar} is accompanying by smaller decrease of Q_{Ge} in comparison with previous cases. For small enough mixing (so that the boron neutrinos are not affected strongly) we get from fig. 3 $A = 15$ in the relation (25). For larger $\sin^2 2\alpha$ suppression of the boron ν_e flux becomes substantial and A decreases further: $A \sim 12$. The value $Q_{Ar} = 2.8$ SNU, which is 1σ above the observation, can be achieved by just 0.4σ reduction of Q_{Ge} .

In this range the BOREXINO signal (due to the Be -flux) is unchanged affected, and also the observable part of the boron neutrino flux is affected very weakly. The change of the CC/NC ratio is about 0.002.

3). The dip at high energies

$$E_s(n_c) > 1.6 \text{ MeV}. \quad (27)$$

(see fig. 2, panel for $R_\Delta = 0.2$, and dotted lines in fig. 3). Q_{Ar} is diminished due to suppression of the low energy part of the boron neutrino spectrum. For $\sin^2 \alpha = 10^{-3}$, we find $\Delta Q_{Ar} = 0.17$ SNU. At the same time a decrease of the Ge -production rate is very small: $Q_{Ge} \sim 0.5$ SNU. In eq. (25) $A = (2 - 3)$.

However at $\sin^2 \alpha = 10^{-3}$ there is already significant distortion of the observable part of the boron neutrino spectrum and decrease of the total rate at SK and SNO. This restricts further increase of mixing. Also the CC/NC ratio decreases. According to fig. 3 at $\sin^2 2\alpha = 10^{-3}$, we have $\Delta(\text{CC/NC}) = 0.01$. Further increase of R_Δ will shift the dip to higher energies, where the boron neutrino flux is larger. This, however, will not lead to further decrease of Q_{Ar} since the dip becomes smaller approaching the non-oscillatory

region (see fig. 2). The BOREXINO signal (Be -line) is unchanged. So, the main signature of this scenario is a strong suppression of the upturn and even a possibility to bend the spectrum down.

Let us consider an influence of the s -mixing on the global fit of the solar neutrino data. One can reach substantial decrease of the Ar -production rate. However, simultaneously, the Ge - production rate and CC/NC ratio decrease worsening an agreement since prediction for Q_{Ge} without s -mixing coincides with central experimental value. Is it possible to compensate the decrease of Q_{Ge} and CC/NC ratio by changing the LMA parameters and the original solar neutrino fluxes?

A decrease of the Ge -production rate can be compensated by increase of the survival probability for the pp -neutrinos. This probability is given approximately by the average vacuum oscillations:

$$P_{ee}(pp) \approx 1 - 0.5 \sin^2 2\theta. \quad (28)$$

Since the SSM contribution of the pp -neutrinos to Q_{Ge} equals $Q_{Ge}^{pp} = 69.7$ SNU, we find that to compensate 1σ (5 SNU) decrease of Q_{Ge} , one needs $\Delta P_{ee}(pp) = 0.07$. On the other hand, from Eq. (28) it follows that the increase of $P_{ee}(pp)$ requires the decrease of mixing:

$$\Delta \sin^2 \theta = -\frac{\Delta P_{ee}(pp)}{2\sqrt{2P_{ee}(pp) - 1}}. \quad (29)$$

For $\Delta P_{ee}(pp) = 0.07$ we obtain $\Delta \sin^2 \theta = -0.1$.

However, a decrease of $\sin^2 \theta$ is restricted by the high energy data (SK, SNO). Indeed, the survival probability for the boron neutrinos with $E > 5$ MeV is proportional to $\sin^2 \theta$:

$$P_B \approx a \sin^2 \theta, \quad a \approx 1.1, \quad (30)$$

where the deviation of a from 1 is due to small effects of the upturn and the ν_e regeneration in the matter of the Earth. So, the survival probabilities for the pp - and B -neutrinos are related:

$$P_{pp} \approx 1 - \frac{2}{a}P_B + \frac{2}{a^2}P_B^2. \quad (31)$$

For the best fit value of mixing ($\sin^2 \theta \sim 0.285$) this equality gives $\Delta P_{pp} \approx -0.78\Delta P_B$. In turn, the survival probability $P_B(> 5\text{MeV})$ is fixed by the CC/NC ratio:

$$\frac{CC}{NC} = \frac{P_B}{1 - \eta_s(1 - P_B)}, \quad (32)$$

where η_s is the sterile neutrino fraction in the state to which ν_e transforms. This relation does not depend on the original Boron neutrino flux. Phenomenological analysis restricts $\eta_s < 0.2$, and therefore the presence of sterile component allows to reduce the probability by a small amount only: $\Delta P_{ee} \sim (0.2 - 0.3)\eta_s < 0.06$. Moreover, according to fig. 2, the

contribution of sterile neutrino to the high energy part of the spectrum is even smaller than 0.2.

So we find that variations of the LMA parameters and the original boron neutrino flux do not allow to compensate completely the changes of the observables (which worsen the fit) at least in the case when the *Be*-line is suppressed.

In figs. 4 and 5 we show the result of the χ^2 fit of the solar neutrino data. We use the same procedure of the fit as in our previous publications [6, 9] with one difference: the boron neutrino flux is taken according to the SSM. For small $\sin^2 2\alpha$ (small dip) the best fit is realized for the *Be*-line near the minimum of the dip ($\Delta m_{12}^2 \sim 8 \cdot 10^{-5} \text{ eV}^2$). For $\Delta m_{12}^2 < 8 \cdot 10^{-5} \text{ eV}^2$ the *Be*-line is on the non-adiabatic edge and neutrinos of the intermediate energies are less suppressed which worsen the fit.

In fig. 4 we show the dependence of the χ^2 on the ratio of the mass differences R_Δ for fixed value of Δm_{21}^2 . For small $\sin^2 2\alpha$, χ^2 decreases first slowly with R_Δ . At $R_\Delta = 0.14$ the dip start to suppress the *CNO* and *pep* ν_e fluxes and the χ^2 decreases faster. χ^2 reaches minimum at $R_\Delta = 0.06$ which corresponds to the *Be*-line near the minimum of the dip. For large mixing $\sin^2 2\alpha \sim 10^{-3}$ the minimum of the χ^2 at $R_\Delta = 0.95$ corresponds to *pep* line in the minimum of the dip. and the *Be* line unaffected by the dip. The dependence of χ^2 on R_Δ is sharp. For smaller R_Δ the *Be*- line will fall in the dip, strongly reducing the *Ar*- and *Ge*-production rates. For larger R_Δ the boron neutrino flux is suppressed substantially.

Till now we have discussed the scenario when the *s*-mixing modifies the LMA profile which corresponds to the best fit point of the 2ν fit. There is another important consequence: the *s*-mixing improves a fit of the solar neutrino data for high mass squared differences, up to $\Delta m_{21}^2 = 2 \cdot 10^{-4} \text{ eV}^2$ (see fig. 5). Indeed, for $R_\Delta < 0.1$ the mixing $\sin^2 2\alpha$ can be selected in such a way that the dip leads to a flat energy profile down to $E/\Delta m_{21}^2 \sim (2 - 3) \cdot 10^4 \text{ MeV/eV}^2$. According to fig. 2 (upper panel) this can be achieved, *e.g.*, for $\sin^2 2\alpha \sim 3 \cdot 10^{-4}$. Consequently, the spectrum can be shifted to smaller $E/\Delta m_{21}^2$, and m_{21}^2 can be increased without worsening of fit in comparison with b.f. point for the pure LMA solution (see fig.5). In this case, *Be*- neutrino line is out of the dip (or on the edge of dip) and additional suppression is absent or weak. The *pep*- and *CNO*- (ν_e) fluxes as well as the low energy part of the boron neutrino spectrum have the strongest suppression. The shift of the spectrum leads to suppression of the Earth matter regeneration effect. In particular, the the D-N asymmetry becomes practically unobservable ($< 0.1\%$). On the other hand establishing the D-N asymmetry at the level $2 - 4\%$ will exclude significant shift. The shift to large values of Δm_{21}^2 will have important implications for atmospheric neutrino studies, neutrinoless double beta decay searches, future program of the LBL experiments in particular, detection of the CP-asymmetry, the program of reconstruction of the neutrino mass spectrum, etc..

4 Further tests

How one can check the described scenarios?

1) BOREXINO and KamLAND (solar) as well future low energy experiments [18, 19, 20, 21, 22, 23, 24] can establish the suppression of the Be -neutrino flux in comparison with the LMA predictions, if the case 1) is realized. The ratio of the number of events in BOREXINO and other experiments based on the νe -scattering with and without conversion can be written as

$$R_{Borexino} = P_{ee}(1 - r) + r - rP_{es}, \quad (33)$$

where $r \equiv \sigma(\nu_\mu e)/\sigma(\nu_e e)$ is the ratio of cross-sections. Here we have taken into account a contribution of the NC scattering of muon and tau neutrinos on electrons. Then using Eq. (21) we find an additional suppression of the rate in comparison with the pure LMA case:

$$\Delta R_{Borexino} \equiv R_{Borexino}^{LMA} - R_{Borexino} = (1 - r)\Delta P_{ee} + rP_{es} \approx \Delta P_{ee}(1 + r \tan^2 \theta). \quad (34)$$

According to fig. 3 the suppression of $R_{Borexino}^{LMA}$ can be rather significant. However, if the prediction for Q_{Ge} is less than 2σ below the experimental results, we find $R_{Borexino}^{LMA} > 0.4$ and $\Delta R_{Borexino} < 0.2$. For the best fit value in the scenario 1):

$$R_{Borexino}^{LMA} \sim 0.5, \quad (\Delta R_{Borexino} \sim 0.1). \quad (35)$$

Clearly, it will be difficult to establish such a difference. Furthermore, the additional suppression is due to conversion to sterile neutrino and the problem is to distinguish the conversion effect and lower original flux. So, not only high statistics results but also precise knowledge of the original fluxes is needed. The pep -flux is well known, however predictions of the CNO neutrino fluxes have larger uncertainties.

2). It may happen that the dip is at higher energies and the Be -flux is unaffected. In this case one expects significant suppression of the pep - and CNO -fluxes. Such a possibility can be checked using combination of measurements from different experiments which are sensitive to different parts of the solar neutrino spectrum. The Li -experiment [25] has high sensitivity to the pep - and CNO -neutrino fluxes [26]. According to the SSM [8], the CNO -neutrinos contribution to the Be -production rate in this radiochemical experiment is $Q_{Be}^{CNO} = 14.2$ SNU of the total rate $Q_{Be}^{CNO} = 52.3$ SNU so that $Q_{Be}^{CNO}/Q_{Be} = 0.27$. For the Cl - and Ga -experiments the corresponding ratios are $Q_{Ar}^{CNO}/Q_{Ar} = 0.05$ and $Q_{Ge}^{CNO}/Q_{Ge} = 0.07$. For pep -neutrinos $Q_{Be}^{pep}/Q_{Be} = 0.176$.

Precise measurements of Q_{Be} and Q_{Ge} and independent measurements of the B , pp , Be neutrino fluxes and subtraction of their contributions from Q_{Be} and Q_{Ge} will allow to determine the CNO - ν_e neutrino fluxes. In general, to measure oscillation parameters and to determine the original solar neutrino fluxes one needs to perform combined analysis of results from Ga -, Cl -, Li - and dedicated low energy experiments [18, 19, 20, 21, 22, 23, 24]. Of course, the new high statistics Cl -experiment could clarify a situation directly.

3). For large R_Δ and $\sin^2 2\alpha$ (which gives the best global fit of the data) one expects significant suppression of the low energy part of the B -neutrino spectrum. As follows from the figs. 6 and 7, at 5 MeV the suppression can reach (10 - 15)% both in SK and SNO. The spectra with s -mixing give slightly better fit to the data. Notice that there is no turn down of the SNO spectrum for $R_\Delta = 0.2$ and $\sin^2 \theta_{13} = 10^{-3}$ due to an additional contribution from ν_e scattering. Future measurements at SNO and KamLAND will allow to predict more precisely the upturn in the LMA case. Then precision measurements of shape of the spectrum in the low energy part ($E < 6 - 8$ MeV) will give crucial checks of the described possibility.

4). In supernovae, neutrinos are produced at densities far above the LMA resonance density and the propagation is adiabatic in the LMA resonance. So, even for very small 1-3 mixing one will get the adiabatic conversion $\nu_e \rightarrow \nu_2$ without any effect of sterile neutrino (as in the case described in Eq. (17)). If, however, the sterile level crosses the second level λ_2 one may expect some manifestations of the sterile neutrino in the ν_e channel, provided that the mass hierarchy is inverted or the 1-3 mixing is very small ($\sin^2 \theta_{13} < 10^{-4}$).

5). Smallness of mixing of the sterile neutrino allows to avoid the nucleosynthesis bound: such a neutrino does not equilibrate in the Early Universe. For this reason sterile neutrinos also do not influence the large structures formation in the Universe.

6). A very small s -mixing means that the width of the s -resonance is also very small. In the density scale $\Delta n/n = \tan 2\alpha \sim 10^{-2}$. Therefore 1% density perturbations can strongly affect the conversion in s -resonance [27]. If density perturbations (or density profile) change in time, this will induce time variations of neutrino signals. Since the effect of s -resonance is small, one may expect 10% (at most) variations of the Ga - and Ar - production rates.

It seems that further precision measurements of the solar neutrino signals are the only possibility to check the suggested scenarios.

5 Conclusions

1. The low (with respect to the LMA prediction) value of the Ar -production rate measured in the Homestake experiment and/or suppressed upturn of the spectrum at low energies in SK and SNO can be explained by introduction of the sterile neutrino which mixes very weakly with the active neutrino components.
2. The mixing with sterile neutrino leads to appearance of the dip in the survival probability in the interval of intermediate energies $E = 0.5 - 5$ MeV. The survival probability in the non-oscillatory and vacuum ranges is not modified (if sterile level crosses λ_1).
3. Depending on values of $(R_\Delta, \sin^2 2\alpha)$, that is, on the position of the dip, three phenomenologically different scenarios are possible:

- (i) the Be -neutrino line in the dip,
- (ii) strong suppression of the pep - and CNO - neutrino fluxes, and Be -neutrino line out of the dip;
- (iii) suppression of the boron flux only.

The best global fit of the solar neutrino data corresponds to unsuppressed Be -line, but strongly suppressed pep - and CNO - neutrino fluxes. This requires $\sin^2 2\alpha \sim 10^{-3}$ and $R_\Delta \sim 0.1$. This scenario predicts observable suppression of the upturn of the spectrum at SK and SNO.

4. The present experimental results as well as relations between observables, substantially restrict effects of the dip induced by the s -mixing.
5. The presence of s -mixing can be established by future precise measurements of the Be -, pep -, CNO - neutrino fluxes by BOREXINO [17] and KamLAND, and the low energy part of the Boron neutrino spectrum ($< 5 - 6$ MeV) at SNO. It seems that study of the solar neutrinos is the only possible way to test the scenarios described in this paper. There is no observable effects in laboratory experiment, as well as in astrophysics and cosmology.
6. A presence of the dip induced by sterile neutrino improves the fit of the solar neutrino data for high Δm^2 : up to $(2 - 4) \cdot 10^{-4} \text{ eV}^2$.
7. We have performed a general study of the effect of mixing with additional neutrino states. Only in the case when new neutrino level crosses both LMA levels, the effect of additional mixing can enhance the survival probability. This case is not realized, however, for additional sterile neutrino. In all other cases an additional mixing leads to suppression of survival probability.
8. Even precise measurements of the high energy part of the solar neutrino spectrum may not be enough to reconstruct the energy profile of the effect at low energies. So, the low energy solar experiments are needed and they may lead to important discoveries.

Acknowledgments

One of us (PCH) would like to thank FAPESP for financial support.

Appendix: Profile of the effect and new neutrino states

As we have established in the previous sections the mixing with sterile neutrino can modify the LMA energy profile, namely suppress the survival probability, in certain energy range. Here we present a general consideration on modification of the LMA energy profile by the mixing with new neutrino states. We assume that large mixing MSW effect is the dominant

mechanism of conversion.

In general, the introduction of new states leads to decrease of P_{ee} , since new channels are open for disappearance of ν_e . What are conditions for increase of P_{ee} ?

In the case of LMA the survival probability at low energies and at high energies are uniquely related (31). So, measurements at high energies ($E > 5$ MeV) allow (in principle) to reconstruct the profile at low energies provided that upturn of the spectrum or/and the day-night asymmetry are measured which allows to determine Δm^2 . Mixing with new states can change this relation.

In assumption that the coherence of the mass eigenstates is lost on the way to the Earth we can write the ν_e -survival probability after propagation in the Sun as

$$P_{ee} = \sum_i a_i |U_{ei}|^2, \quad (36)$$

where a_i is the probability to find the mass state i in the final state and $U_{ei} \equiv \langle \nu_e | \nu_i \rangle$ is the mixing parameter. The quantities in eq. (36) satisfy the normalization conditions:

$$\sum_i a_i = 1, \quad \sum_i |U_{ei}|^2 = 1. \quad (37)$$

At low energies, where neutrino conversion is due to the vacuum oscillations, the admixtures of mass eigenstates are not changed and flavors are fixed. Contributions from two different eigenstates add incoherently. In the 2ν - case we have $a_1 = \cos^2 \theta$, $a_2 = \sin^2 \theta$, $U_{e1} = \cos \theta$, $U_{e2} = \sin \theta$, and consequently, $P_{ee} = \cos^4 \theta + \sin^4 \theta$. Is it possible to increase P_{ee} ?

The only way to increase the survival probability in vacuum P_{ee} would be to restore the coherence (at least partially) of the two contributions, or decrease the mixing. In general, one should concentrate the electron flavor on one of the mass eigenstates and increase its admixture.

Suppose additional neutrino states also produces the vacuum oscillation effect (no level crossing). Mixing of these new states with ν_e leads to the corresponding decrease of $|U_{e1}|^2$ or/and $|U_{e2}|^2$, as well as a_1 and a_2 , and one can easily show that

$$P_{ee}(2) \geq P_{ee}(2+n). \quad (38)$$

So, new states can lead to decrease of P_{ee} only.

Matter effects change a_i . At high energies for the 2ν case we get $a_1 \approx 0$ and $a_2 \approx 1$. Let $|U_{ei}|_{min}$ and $|U_{ei}|_{max}$ be the largest and smallest mixing parameters correspondingly. Then it is easy to prove inequality

$$|U_{ei}|_{min}^2 \leq P_{ee} \leq |U_{ei}|_{max}^2. \quad (39)$$

So, the only way to increase P_{ee} is to change the admixtures of the mass states in such a way that a_i , which corresponds to the largest $|U_{ei}|$, increases.

Let us consider one additional neutrino level (state) which mixes weakly with the LMA levels. Due to small mixing the LMA levels do not change significantly. If new (predominantly sterile) level crosses one of the LMA level only and $P(i)$ is the jump probability in this crossing (the probability that neutrino state does not transit to new level), then

$$P_{ee} \approx P(1)a_1|U_{e1}|^2 + a_2|U_{e2}|^2 . \quad (40)$$

Here we put $|U_{e0}| \approx 0$. Since $P(1) < 1$, the probability decreases as we have found in the specific case discussed in this paper. Similarly, if the new level crosses the second level:

$$P_{ee} \approx a_1|U_{e1}|^2 + P(2)a_2|U_{e2}|^2 . \quad (41)$$

Notice that if neutrino is produced far above the LMA resonance, so that $a_1 \approx 0$, the probability equals $P_{ee} \approx P(2)a_2|U_{e2}|^2$ and for small $P(2)$ (good adiabaticity) the survival probability P_{ee} can be strongly suppressed.

To enhance P_{ee} new level should cross both the LMA levels (in this case formulas above are not valid). If both crossings are adiabatic, the following transitions occur:

$$\nu_e \approx \nu_{2m} \rightarrow \nu_{0m} \rightarrow \nu_{1m} . \quad (42)$$

Consequently, $P_{ee} = \cos^2 \theta$. If transitions are partially adiabatic, we find $\sin^2 \theta < P_{ee} < \cos^2 \theta$. In this case the admixture of the mass state with the largest admixture of the electron neutrinos is enhanced. However, to get such a double crossing, the new level should have the dependence on the density which is even stronger than the dependence of the electron neutrino level. That is, the corresponding matter potential should be large: $V_x > V_e$. But and this is excluded. So, an additional sterile neutrino level can cross only one LMA level, thus leading to suppression of the survival probability. The results obtained in this paper are robust.

References

- [1] K. Eguchi et al, (KamLAND collaboration), Phys. Rev. Lett, **90** 021802 (2003).
- [2] L. Wolfenstein, Phys. Rev. D**17** (1978) 2369; in “*Neutrino -78*”, Purdue Univ. C3, 1978.
- [3] S. P. Mikheyev and A. Yu. Smirnov, Sov. J. Nucl. Phys. **42** (1985) 913; Nuovo Cim. **C9** 17, (1986); Zh. Eksp. Teor. Fiz. **91**, 7 (1986), [Sov. Phys. JETP **64**, 4 (1986)].
- [4] J. N. Bahcall, P. I. Krastev, A. Yu. Smirnov, Phys. Rev. D **60** 093001 (1999); M.C. Gonzalez-Garcia, P.C. de Holanda, Carlos Pena-Garay, J.W.F. Valle, Nucl. Phys. B **573**, 3 (2000).
- [5] V. Barger, D. Marfatia, Phys. Lett. B **555**, 144 (2003), G.L. Fogli, E. Lisi, A. Marrone, D. Montanino, A. Palazzo, A.M. Rotunno, Phys. Rev. D **67** 073002 (2003); M. Maltoni, T. Schwetz, J.W.F. Valle, Phys. Rev. D **67**, 093003 (2003); A. Bandyopadhyay, S. Choubey, R. Gandhi, S. Goswami, D.P. Roy, Phys. Lett.B **559** 121, (2003); J. N. Bahcall, M.C. Gonzalez-Garcia, C. Pena-Garay, JHEP **0302**, 009 (2003); H. Nunokawa, W.J.C. Teves, R. Zukanovich Funchal, Phys. Lett. **B562**, 28, (2003); P. Aliani, V. Antonelli, M. Picariello, E. Torrente-Lujan, hep-ph/0212212.
- [6] P. C. de Holanda and A. Yu. Smirnov, JCAP **01** (2003) 001.
- [7] B. T. Cleveland, et al., Astrophys.J. **496**, 505 (1998).
- [8] J. N. Bahcall, M. H. Pinsonneault and S. Basu, Astrophys. J., **555** (2001) 990.
- [9] P.I. Krastev, A.Yu. Smirnov, Phys. Rev. **D65**, 073022 (2002).
- [10] Super-Kamiokande Collaboration (S. Fukuda et al.), Phys. Rev. Lett. **86** (2001), *ibidem*, **86**, 5656 (2001).
- [11] SNO Collaboration (Q.R. Ahmad et al.), Phys. Rev. Lett. **89**, 011301 (2002), Phys. Rev. Lett. **89**, 011302, (2002).
- [12] P.A. Sturrock, G. Walther and M. S. Wheatland, Astrophys. J. **491** , 409 (1997); *ibidem* **507**, 978 (1998); P.A. Sturrock and M. A. Weber, Astrophys. J. **565**, 1366 (2002). P.A. Sturrock, astro-ph/0304148; hep-ph/0304106. P. A. Sturrock and M. A. Weber, Astrophys. J. **565**, 1366 (2002); A. Milsztajn, hep-ph/0301252; P. A. Sturrock, hep-ph/0304073; hep-ph/0304106. D. O. Caldwell and P. A. Sturrock, hep-ph/0305303.
- [13] Incomplete list: T.K. Kuo, James Pantaleone, Phys. Rev. Lett. **57**, 1805 (1986), Phys. Rev. **D35** 3432 (1987), A. Yu. Smirnov, in proc. of the Int. Symposium on Neutrino Astrophysics “Frontiers of Neutrino Astrophysics”, October 19-22 (1992) Takayama, Japan, Eds. Y. Suzuki and K. Nakamura, p.105., Q.Y. Liu, S.T. Petcov, Phys. Rev. **D56**, 7392 (1997), K.S. Babu, Q.Y. Liu, A. Yu. Smirnov, Phys. Rev. **D57**, 5825 (1998).

- [14] V. Berezhinsky, M. Narayan, F. Vissani, Nucl. Phys. **B658**, 254 (2003). P.C. de Holanda, A.Yu. Smirnov, hep-ph/0211264.
- [15] SAGE Collaboration (J.N. Abdurashitov et al.), J.Exp.Theor.Phys. **95**, 181 (2002), [Zh.Eksp.Teor.Fiz. **122**, 211 (2002)] e-Print Archive: astro-ph/0204245.
- [16] GNO Collaboration (T. A. Kirsten), Nucl. Phys. B (Proc. Suppl.) **118** (2003) 33.
- [17] BOREXINO collaboration, G. Alimonti, *et al.*, Astropart. Phys. **16** 073022 (2002).
- [18] R.S. Raghavan, Phys. Rev. Lett. **78**, 3618 (1997).
- [19] H. Ejiri et al., Phys.Rev. Lett. **85**, 2917 (2000).
- [20] Y. Suzuki, Low Nu2 workshop, Tokyo 2000, <http://www-sk.icrr.u-tokyo.ac.jp/neutlowe/>.
- [21] B. Lanou, in Low Nu3 Heidelberg, Germany, <http://www.mpi-hd.mpg.de/nubis/>.
- [22] D. N. McKinsey and J. M. Doyle, J. of Low Temp. Phys. **118** 153 (2000).
- [23] G Bonvicini et al., hep-ex/0109199, hep-ex/0109032.
- [24] C. Broggini, Low Nu3 Heidelberg, Germany, <http://www.mpi-hd.mpg.de/nubis/>.
- [25] J. N. Bahcall, Phys. Lett., **13**, 332 (1964) V. A. Kuzmin and G. T. Zatsepin, Proc. Int. Conf on Cosmic Rays, Jaipur, India, 1965 paper Mu-Nu 36, p. 1023.
- [26] See for recent discussion: A. Kopylov, V. Petukhov, hep-ph/0301016, hep-ph/0306148.
- [27] P.I. Krastev, A.Yu. Smirnov, Mod. Phys. Lett. **A6**, 1001 (1991).

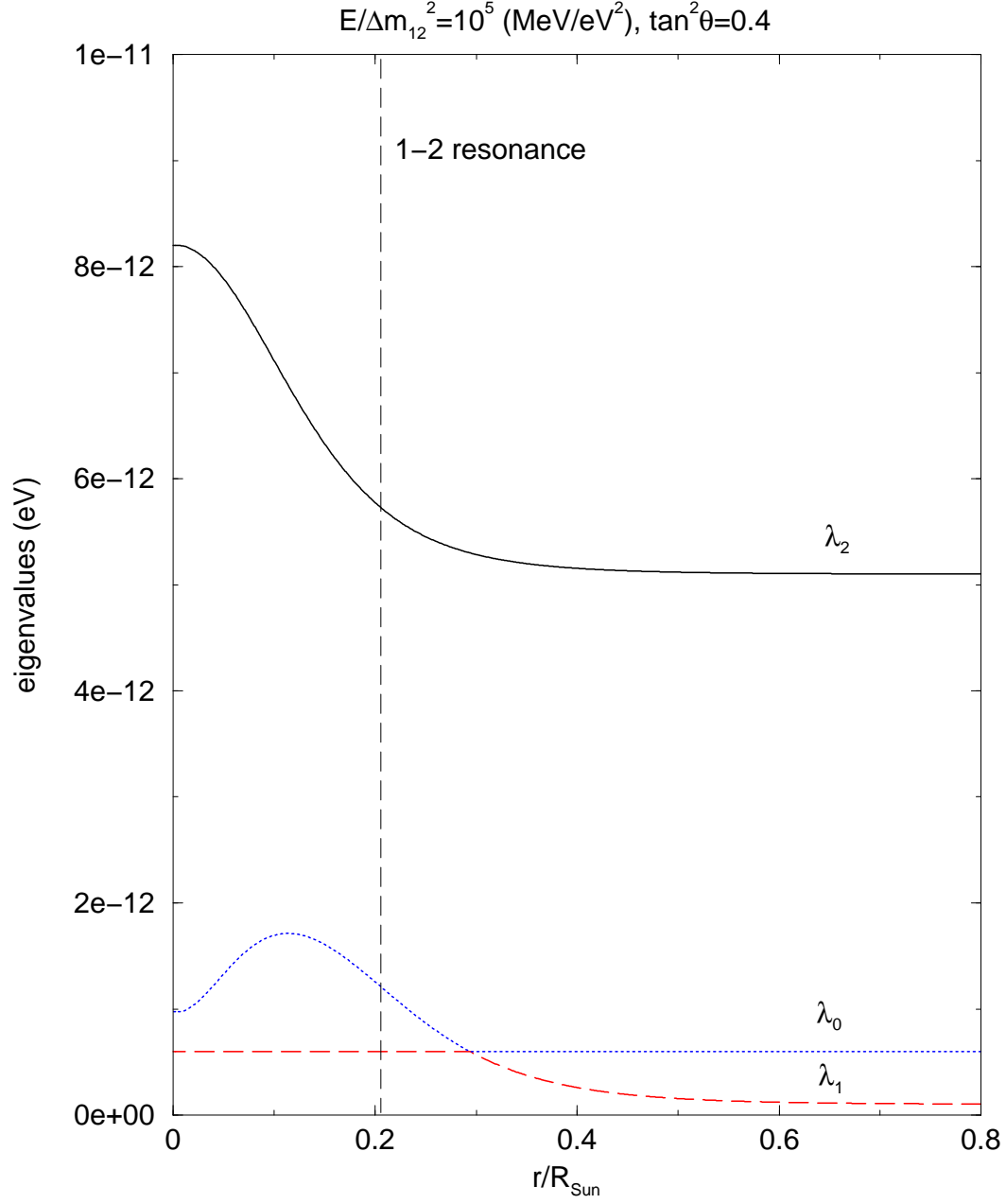


Figure 1: The level crossing scheme. The mass eigenvalues as functions of the distance from the center of the Sun for $E/\Delta m_{12}^2 = 10^5 \text{ eV}^2$ and $\tan^2 \theta = 0.4$. The mass ratio is taken to be $R_\Delta = \Delta m_{01}^2/\Delta m_{12}^2 = 0.10$. Also shown is the position of 1-2 resonance (dashed vertical line).

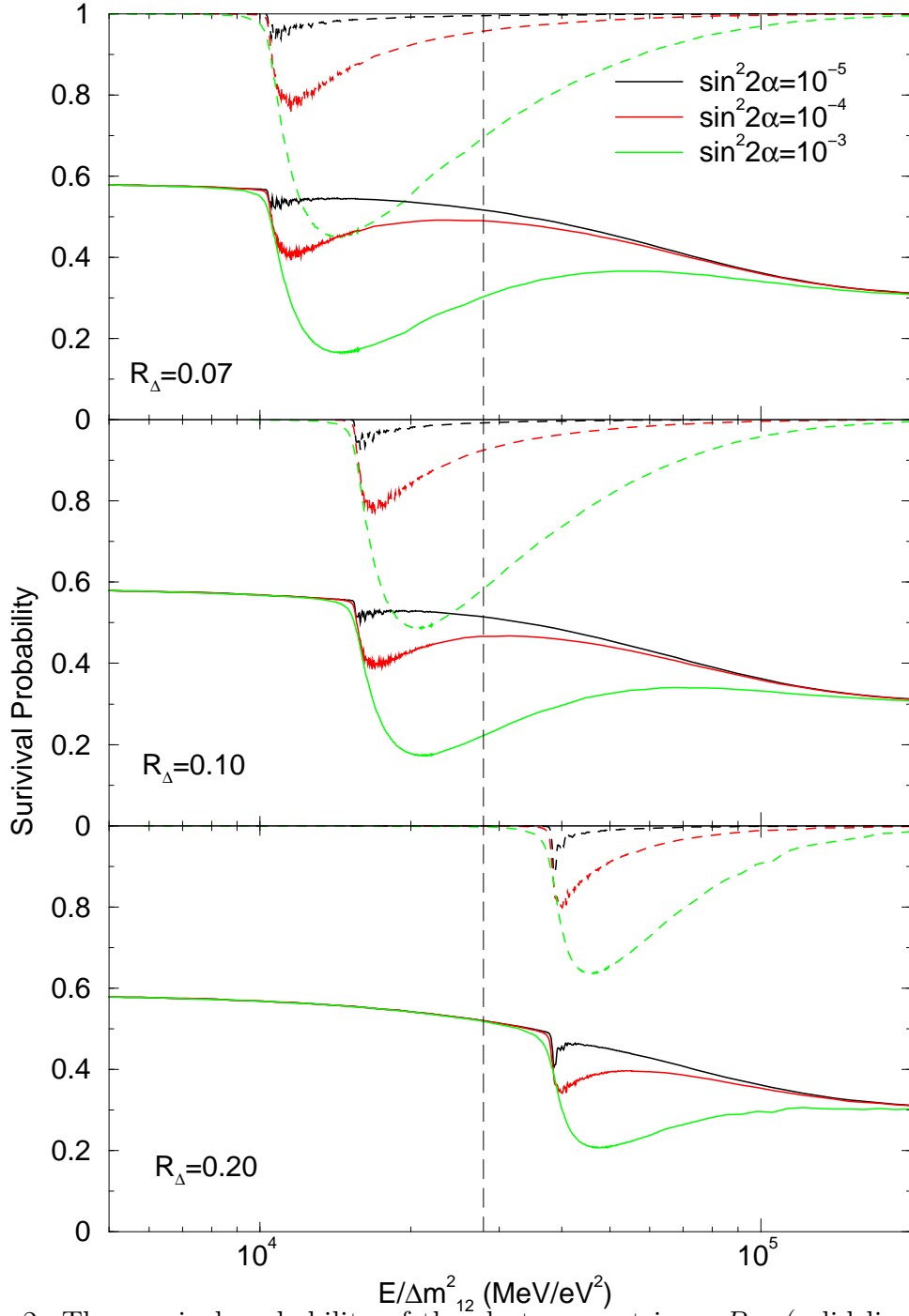


Figure 2: The survival probability of the electron neutrinos, P_{ee} , (solid line) and survival probability of the active neutrinos, $1 - P_{es}$, (dashed line), as functions of $E/\Delta m_{12}^2$ for different values of the sterile-active mixing parameter $\sin^2 2\alpha$. We take $\tan^2 \theta = 0.4$ and the mass ratio $R_\Delta = 0.10$. Also shown is the position of the 1-2 resonance for the central density of the Sun.

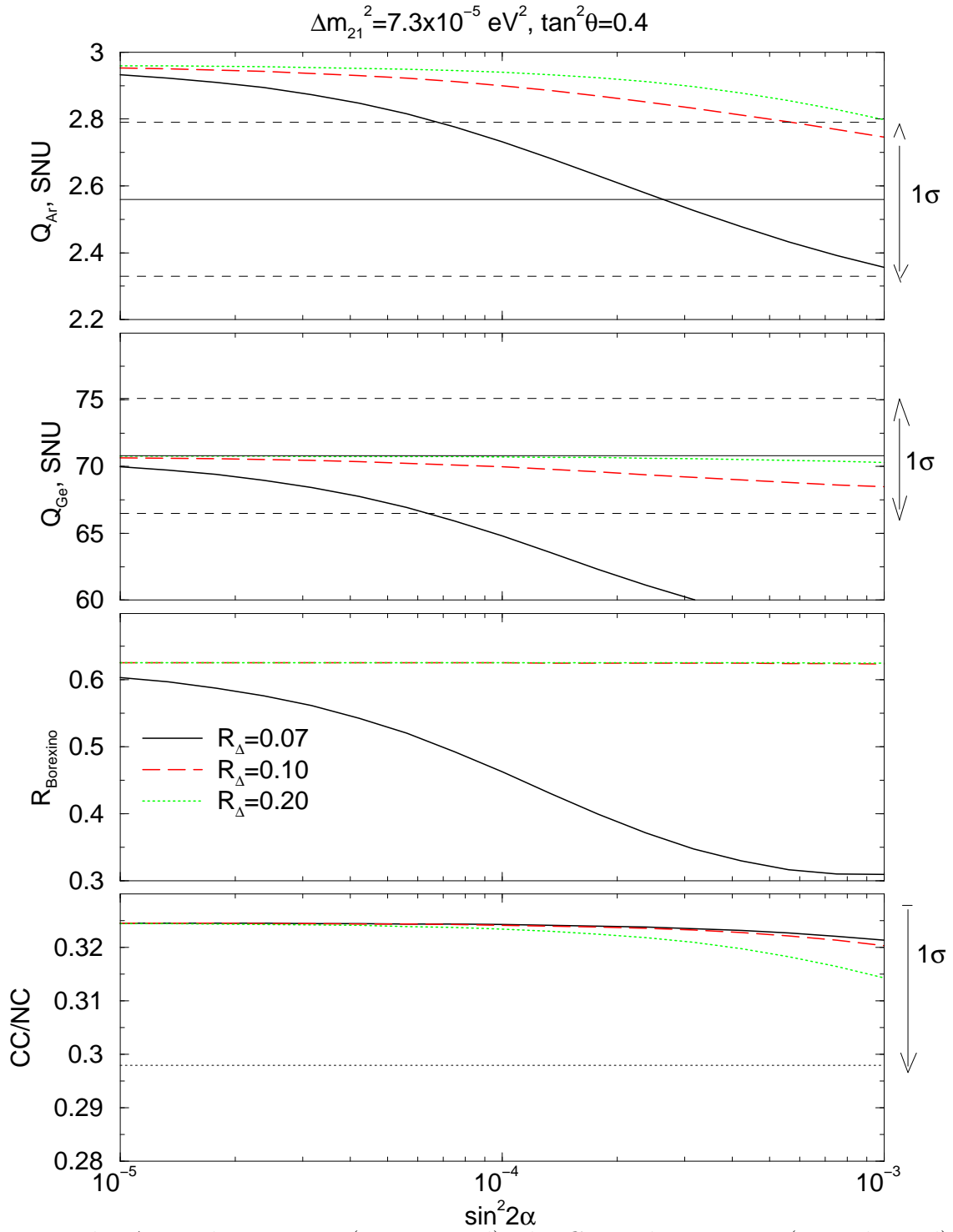


Figure 3: The Ar production rate (upper panel), the Ge production rate (second panel) the suppression factor for the BOREXINO signal and the CC/NC ratio at SNO as functions of $\sin^2 2\alpha$, for $\tan^2 \theta = 0.4$ and $\Delta m_{21}^2 = 7.3 \times 10^{-5} \text{ eV}^2$.

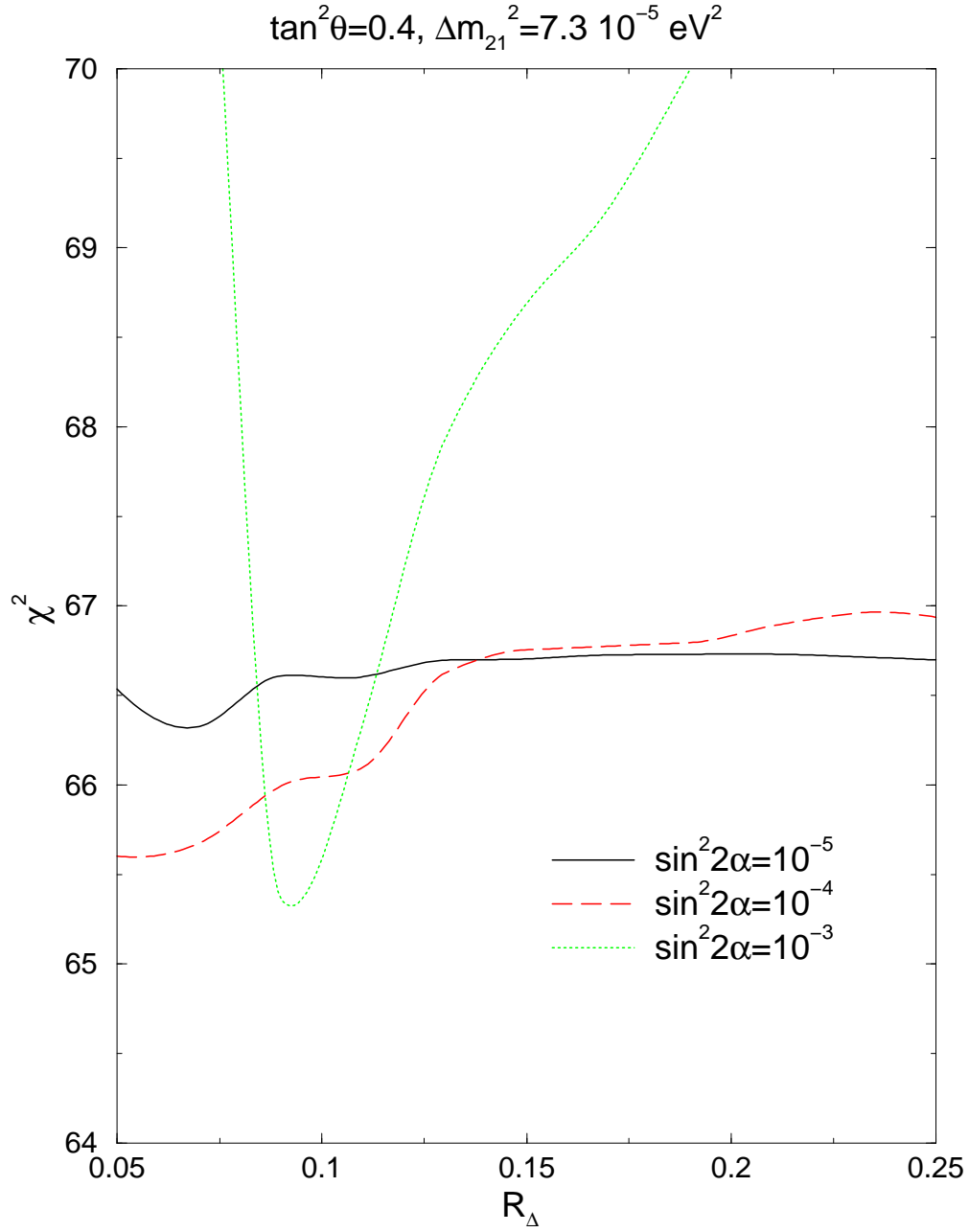


Figure 4: The χ^2 of the global fit of the solar neutrino data as a function of R_Δ for different values of the sterile-active mixing parameter $\sin^2 2\alpha$. We take $\tan^2 \theta = 0.4$ and $\Delta m_{12}^2 = 7.3 \times 10^{-5} \text{ eV}^2$,

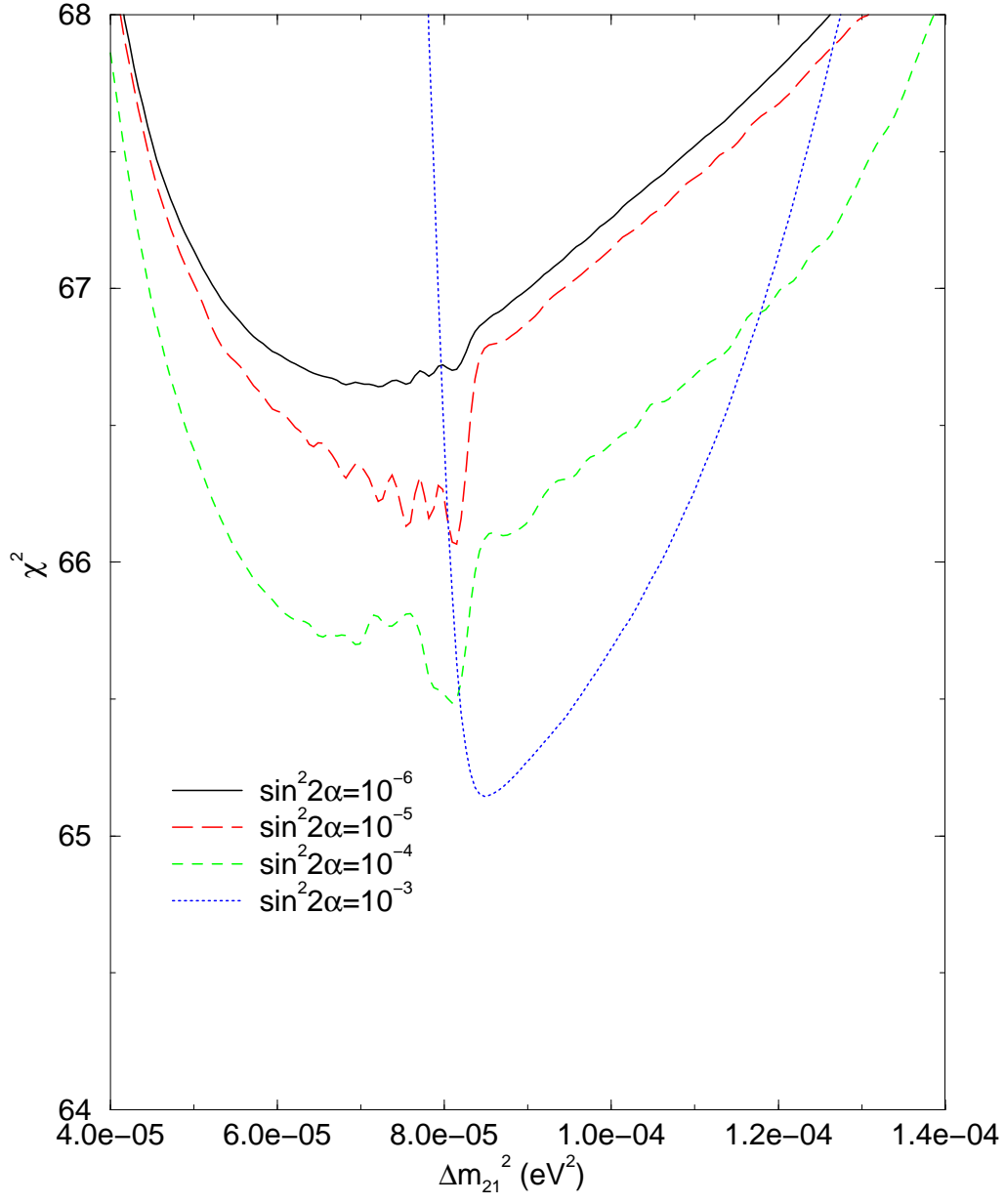


Figure 5: The χ^2 as a function of Δm_{12}^2 , for different values of the sterile-active mixing parameter $\sin^2 2\theta_{01}$. We take $\tan^2 \theta = 0.4$ and the mass ratio $R_\Delta = 0.07$.

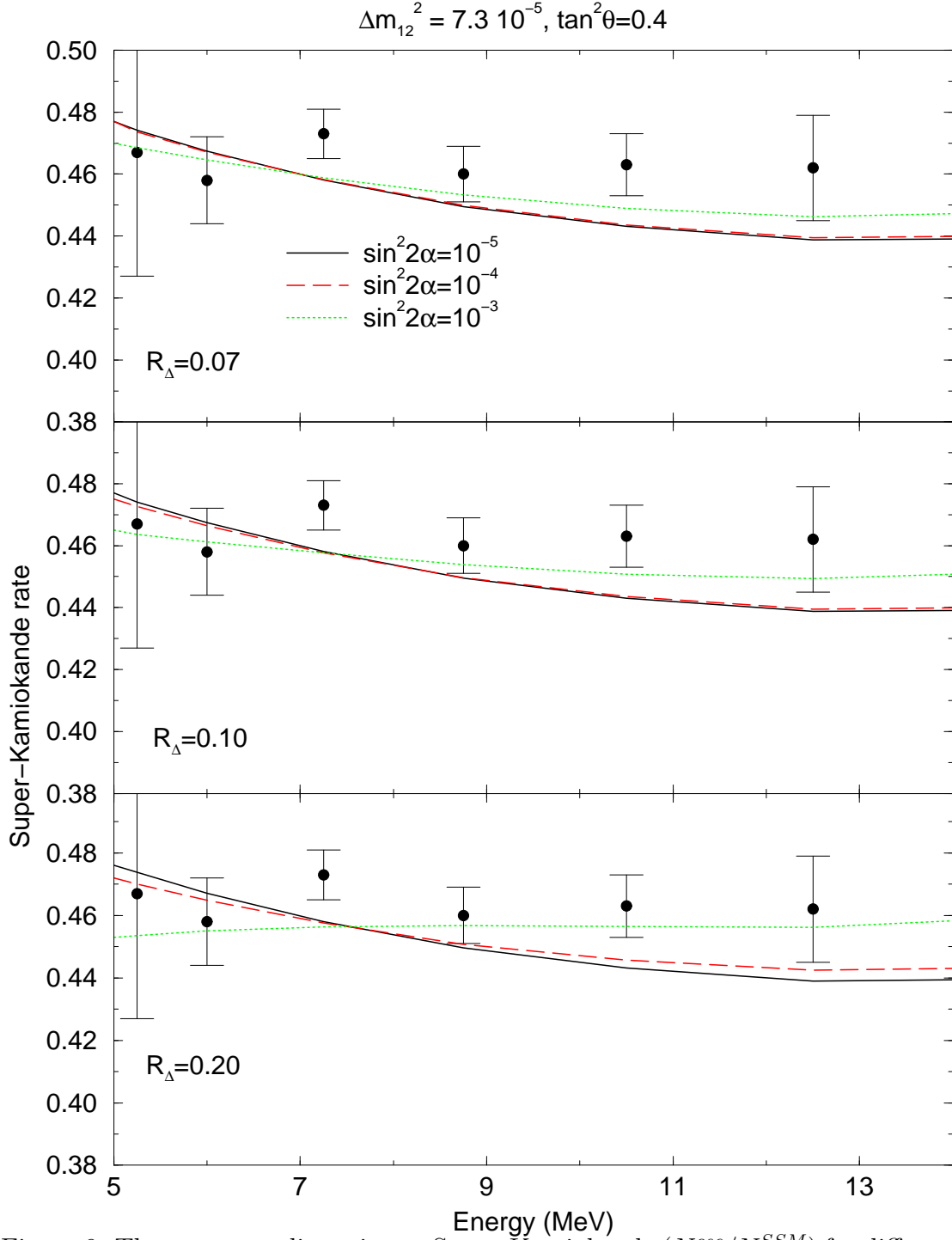


Figure 6: The spectrum distortion at Super-Kamiokande (N^{osc}/N^{SSM}) for different values of the sterile-active mixing parameter $\sin^2 2\alpha$ and the mass ratio R_Δ . Normalization of spectra have been chosen to minimize χ^2 fit of spectrum. We show also the Super-Kamiokande experimental data points (statistical errors only).

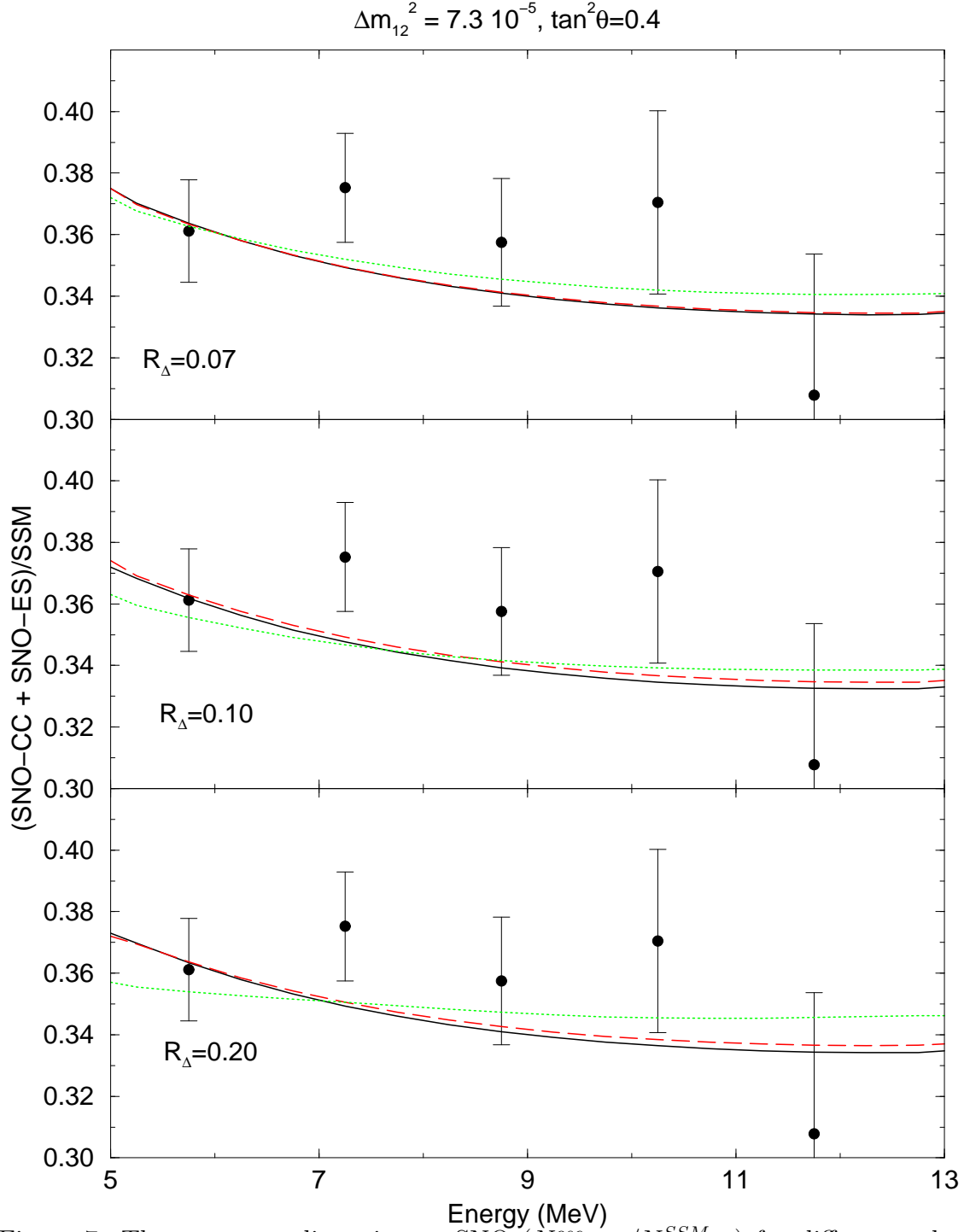


Figure 7: The spectrum distortion at SNO ($N_{CC+ES}^{osc}/N_{CC+ES}^{SSM}$) for different values of the sterile-active mixing parameter $\sin^2 2\alpha$ and the mass ratio R_Δ . Normalization of spectrum (for each parameter set) has been chosen to minimize χ^2 fit of spectrum. We show also the SNO experimental points with statistical errors only. The number of experimental points is reduced by combining results from three sequent energy bins.