

LMU 09/03
 AMES-HET 03-04
 July 2003

Implications of Non-Standard CP Violation in Hadronic B-D decays

David Atwood¹

Department of Physics and Astronomy, Iowa State University
 Ames, IA 50011

Gudrun Hiller²

Ludwig-Maximilians-Universität München, Sektion Physik, Theresienstraße 37
 D-80333 München, Germany

Abstract

We investigate a class of models for new physics which could produce a large difference in $\sin 2\alpha$ between $B^0 \rightarrow J/\psi K_S$ and the "pure penguin" mode $B^0 \rightarrow J/\psi K_S$. In such models, the dominant effect is through a Z-penguin and therefore a pattern of deviation in $\sin 2\alpha$ as measured in $B^0 \rightarrow J/\psi K_S$; $B^0 \rightarrow J/\psi K_S$ and $B^0 \rightarrow J/\psi K_S$ is predicted. If the preliminary data concerning the discrepancy between $J/\psi K_S$ and $J/\psi K_S$ proves correct in magnitude, discrepancies in these other modes would likely be observable. We also consider the effects such new physics could have on the B_s system and the isospin analysis of $B \rightarrow K$. We compare this scenario with a scenario where contributions to $\sin 2\alpha$ in various modes is produced by gluino loops and down squark mixing.

Submitted to Physical Review D

* Work supported by DOE contract DE-FG 02-94ER 40817.

¹email: atwood@iastate.edu

²email: hiller@theorie.physik.uni-muenchen.de

1 Introduction

The Standard Model (SM) provides a consistent explanation of CP violation which has been observed in the Kaon system and, more recently at the BaBar and BELLE B-factories. Indeed, the B-factories provide a number of decays where CP violation should be evident and therefore will allow stringent testing of the SM mechanism of CP violation.

The most well established B-factory result is the determination of $\sin 2\phi_K$ from the decay $B \rightarrow K_S$ and related processes [1]–[3]:

$$\sin 2\phi_K = +0.734 \pm 0.054 \quad (1)$$

The SM expectation derived from the Kaon sector, the rate of $b \rightarrow u$ transitions and the rate of B – B oscillation is that [4]:

$$0.64 \leq \sin 2\phi_{\text{fit}} \leq 0.84 \quad (95\% \text{ C.L.}) \quad (2)$$

and so there is excellent agreement with the above result.

A prediction of the SM is that the $b \rightarrow s$ penguin would have the same weak phase to order α_s^2 as the $b \rightarrow c$ transition driving $B \rightarrow K_S$, see [5] for experimental tests of the SM background. It therefore follows that in the "pure penguin" decay $B \rightarrow K_S$ the time dependent CP violation would be the same as in $B \rightarrow K_S$. Early results from the B-factories, however, seem to contradict this. If we interpret the time dependence of $B \rightarrow K_S$ as a measure of ϕ_{K_S} , the experimental results are:

$$\begin{aligned} \sin 2\phi_{K_S} &= 0.18 \pm 0.51 \pm 0.07 \text{ (BaBar [6])} \\ \sin 2\phi_{K_S} &= 0.73 \pm 0.64 \pm 0.22 \text{ (BELLE [7])} \\ \sin 2\phi_{K_S} &= 0.38 \pm 0.41 \quad \text{(Average)} \end{aligned} \quad (3)$$

The result Eq. (3) provide a suggestive contrast to ϕ_{K_S} in Eq. (1). If this 2.7-sigma discrepancy proves, with more data, to be a real difference between $\sin 2\phi_{K_S}$ and $\sin 2\phi_K$ then it would provide definitive evidence for new physics (NP).

This discrepancy is only possible if the NP contribution to $B \rightarrow K_S$ is comparable to the SM. This places considerable constraints on the nature of the NP. In [8] it was argued that a promising class of models that can explain the effect involve flavor changing couplings of the Z-boson to bs. Such couplings may arise either from the d-quark mass matrix if these quarks are mixed with extra vector-like down quark or through flavor changing penguin graphs containing new particles, such as the minimal supersymmetric Standard Model (MSSM) with large mixing in the up squark sector. Regardless of how the sZb coupling arise, this mechanism leads to a number of definite predictions. In this paper, we will discuss some of the implications of non-standard sZb couplings. In particular the same amplitude which gives rise to the K_S anomaly should also contribute to related hadronic decays $B \rightarrow K$; and indeed to the golden modes such as K_S and $\bar{c}K_S$. The pattern of contributions to these case may provide additional evidence for this mechanism, and in general for any kind of physics beyond the SM.

While NP effects in various $b \rightarrow q_1 q_2 q_3$ decays have been estimated e.g. [9] we investigate here differences in the CP asymmetry induced by interference between mixing and decay among different final states with the same flavor content. If NP breaks parity and CP, we obtain in general different answers from mesons with different J^{CP} quantum numbers.

In the case of $B \rightarrow (cc)K_S$ where $(cc) = J = \frac{1}{2}; 0; \frac{1}{2}; 1$ early experimental analysis have already been performed as part of the effort to determine $\sin 2\beta$ in the context of the SM. Their weighted average, in fact, enters the number given in Eq. (1) as¹

$$\begin{aligned}\sin 2\beta_{J=1/2 K_S \rightarrow (cc)K_S} &= 0.82 \pm 0.08 \\ \sin 2\beta_{J=0 K_S \rightarrow (cc)K_S} &= 0.69 \pm 0.24 \\ \sin 2\beta_{J=1/2 K_S} &= 1.01 \pm 0.40 \quad (\text{BABAR [1]}) \\ \sin 2\beta_{J=1 K_S} &= 0.59 \pm 0.32\end{aligned}\tag{4}$$

Clearly at the present time $\sin 2\beta$ is consistent between these modes but it will be important to pursue further experimental study sensitive to the level at which NP enters the $b \rightarrow cc$ decay amplitude as well as in the corresponding B_S -decays. Such studies can be done at the B-factories and/or at future hadron colliders. It is important to keep in mind that these searches for NP are based on the prediction of the SM that $\sin 2\beta$ is consistent for all such modes and is independent of tests to the unitarity triangle of $\sin 2\beta$ which are currently dominated by a theory error of 14% that exceeds the experimental error in $\sin 2\beta$ by a factor of two, see Eqs. (1) and (2).

The outline of the paper is as follows. In Section 2 we work out constraints on NP from $B \rightarrow K_S$ data. In Section 3 the effect of non-standard Z-couplings in hadronic 2-body decays are calculated and constraints are discussed. In Section 4 we compare the predictions of the scenario with non-SM Z-penguins with other models of NP and in Section 5 we conclude. In Appendix A we give the matrix elements of $B \rightarrow K$ and $B \rightarrow (cc)K$ decays in terms of the effective low energy Hamiltonian. In Appendix B the initial conditions and the leading log running of the Electroweak penguins are specified.

2 The $B \rightarrow K_S$ decay amplitude with NP

Let us now assume that $B \rightarrow K_S$ receives a NP amplitude which accounts for the discrepancy in $\sin 2\beta_{K_S}$. Thus, if a is the magnitude of the SM contribution and b is the magnitude of the NP contribution, then if we use a phase convention where the SM contribution is real the amplitude may be written as:

$$\begin{aligned}A(B \rightarrow K_S) &= a + b e^{i(\phi + \theta)} \\ \overline{A}(B \rightarrow K_S) &= \frac{h}{(X)} a + b e^{i(\phi - \theta)}\end{aligned}\tag{5}$$

¹Also Belle [2] uses $J = \frac{1}{2}; 0; \frac{1}{2}; 1$ in their analysis, however, do not give the individual contributions.

where δ is the strong (weak) phase difference between the two contributions and $A(X)$ is the amplitude for $B^0 \rightarrow X$ while $\bar{A}(X)$ denotes the amplitude for $B^0 \rightarrow \bar{X}$. The factor $\eta(X)$ denotes the CP eigenvalue of the final state X , e.g. $\eta(K_S) = -1$.

It follows then that the time dependent CP asymmetry may be written as:

$$a_{CP}(t) = \frac{(B^0(t) \rightarrow X) - (B^0(t) \rightarrow \bar{X})}{(B^0(t) \rightarrow X) + (B^0(t) \rightarrow \bar{X})} = C_X \cos(m_B t) + S_X \sin(m_B t) \quad (6)$$

where the sine and cosine coefficients are given by:

$$C_X = \frac{A(X)^2 - \bar{A}(X)^2}{A(X)^2 + \bar{A}(X)^2}$$

$$S_X = \frac{2\text{Im}(A(X)\bar{A}(X)e^{2i\phi_X})}{A(X)^2 + \bar{A}(X)^2} \eta(X) \sin 2\phi_X \quad (7)$$

Here, $2\phi_X$ is the phase from the BB mixing defined in the phase convention of Eq.(5) ².

From the observed time dependent CP violation of $B \rightarrow K_S$ we may obtain some information about these amplitudes on a model independent basis. In the following we will discuss the analysis of the data in the scenarios that the strong phase difference $\delta = 0$.

In the case where there is no strong phase, then $A(X) = \bar{A}$ and therefore $C_X = 0$. We can therefore extract the amplitude from the CP averaged branching ratio $\langle \Gamma \rangle = \frac{1}{2}(A^2 + \bar{A}^2)$ and S_X using:

$$A(X) = \sqrt{\frac{1}{2} \left(\langle \Gamma \rangle - S_X^2 \right)} e^{i\phi_X} \quad (8)$$

where $\phi_X = 0$ giving a 4-fold ambiguity. Then, given $\langle \Gamma \rangle$ we can determine from Eq. (5) for each value of a a value of $b=a$ and $b=a e^{i\phi_X} = A=a$.

Data are consistent with no direct CP violation in $B \rightarrow K_S$ decay:

$$C_{K_S} = 0.80 \pm 0.38 \pm 0.12 \text{ (BABAR [6])}$$

$$C_{K_S} = +0.56 \pm 0.41 \pm 0.16 \text{ (BELLE [7])}$$

$$C_{K_S} = 0.19 \pm 0.30 \quad (\text{Average}) \quad (9)$$

In Fig. 1 we show the weak phase ϕ_X as a function of the NP to SM ratio $b=a$ for the case without a strong phase. The curves are the solutions to Eq. (8) for the central value and the ± 1 sigma range of S_{K_S} ($= \sin 2\phi_{K_S}$) from the data average in Eq. (3) and $\langle \Gamma \rangle = 23.9$, the central value of the Γ Eq. (2). The measured branching ratio $\mathcal{B}(B^0 \rightarrow K^0) = 8.4 \pm 1.6 \times 10^{-6}$ [14] agrees within errors with the SM value, e.g. [10]. To avoid a "fine tuning" conjunction i.e. a near cancellation between NP and SM we take $\langle \Gamma(K_S) \rangle = 4 \pm 2 \times \langle \Gamma(K_S) \rangle$. We recall that for fixed input S_{K_S} each value of $b=a$ gives a 4-fold solution for ϕ_X within 0 and π . Some solutions in Fig.1 end for larger values of $b=a$ because of the lower bound on a . The cut-out regions around $b=a = 1$ increase in

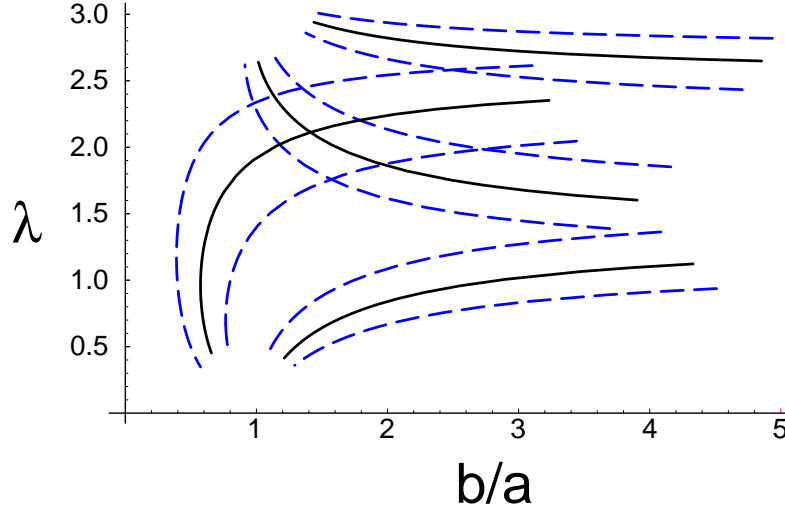


Figure 1: 4-fold solutions following from Eq. (8) in the $b/a - \lambda$ plane for $S_{K_S} = 0.79; -0.38; +0.03$, i.e. the central experimental value and the 1-sigma range for vanishing strong phase. The curves corresponding to the central value (-0.38) are solid while the curves corresponding to the 1-sigma range ($-0.79, +0.03$) are dashed. For details see text.

size if the upper bound on a would decrease and vice versa. We see that ratios b/a are typically order one with order one weak phase, similar to the findings of Ref. [10].

3 Z-penguin effects in 2-body b -decays

The Lagrangian of the effective FCNC sZb couplings may be written as

$$\mathcal{L}_Z = \frac{g^2}{4} \frac{g}{2 \cos \theta_W} [b_L (s_L Z_{sb} + b_R (s_R Z_{sb}^0 + Z)) + \text{h.c.}] \quad (10)$$

where Z_{sb} (Z_{sb}^0) denote the left (right) handed coupling strength. The sZb -couplings are experimentally constrained as

$$|Z_{sb} + Z_{sb \text{ SM}}|^2 + |Z_{sb}^0|^2 \leq 0.08 \quad (11)$$

which updates [11, 12], where details can be found. The bound in Eq. (11) is based on inclusive $B \rightarrow X_s e^+ e^-$ decays at NNLO [13] and corresponds to an enhancement of $2-3$ over the SM value³

$$Z_{sb \text{ SM}} = \frac{V_{tb} V_{ts}}{s_W} \sin^2 \theta_W C_{10} \approx 0.04; \quad Z_{sb \text{ SM}}^0 \approx 0 \quad (12)$$

²We comment on NP in $B\bar{B}$ mixing in Section 5.

³The experimental bounds on the branching ratios of $B \rightarrow (X_s; K; K^*)^+ e^- e^-$ decays have gone down, but the theoretical value has decreased from NLO to NNLO, too.

The inclusion of right handed couplings into the distributions of semileptonic $b \rightarrow s^* \ell^+ \ell^-$ decay is straight forward since different helicities do not interfere in the limit of a vanishing strange quark mass.

Tree level Z -boson exchange and subsequent $q\bar{q}$ pair production induces NP contributions to hadronic B -decays via $b \rightarrow s q\bar{q}$. These are proportional to the $q\bar{q}Z$ coupling, which we assume to be SM like, i.e., the coupling Z_V to vector and axial vector Z_A currents are given, respectively, as $Z_V = I_{3q} - 2Q_q \sin^2 \theta_W$ and $Z_A = I_{3q}$. Note that we use $Z_V q = \bar{q} + Z_A q = \bar{s} q$ such that the sign of Z_A is opposite to the PDG definition [14]. The values and ratio of different $q\bar{q}Z$ coupling are compiled in Table 1 for $\sin^2 \theta_W = 0.23$.

	$c\bar{c}$	$s\bar{s}$	$u\bar{u} \quad d\bar{d}$
Z_V	+0.19	-0.35	+0.54
Z_A	-0.5	+0.5	-1
Z_A/Z_V	-2.6	-1.4	-1.9

Table 1: Values of vector, axial vector Z -couplings and their ratio for different $q\bar{q}$ pairs.

As can be seen from the ratio Z_A/Z_V in Table 1 the $c\bar{c}$ system has the biggest spread among final states with different quantum numbers (vector versus axial vector coupling) induced by the Z -exchange. In the next Sections 3.1 and 3.2 we estimate the implications of large, in general CP violating sZb -couplings for $B \rightarrow (c\bar{c})K$ and $B_s \rightarrow (c\bar{c})$ decays. Further, the couplings of Z -penguins to $I = 1$ mesons such as ρ^0 are very large. In Section 3.3 we investigate whether current data on $B \rightarrow K^0$ decays yield additional constraints on the sZb -couplings. Note that in order to explain a deviation in CP asymmetry from the SM as large as hinted by current data the couplings $Z_{sb}^{(0)}$ need to be near their upper bound and with a large phase.

3.1 B -decays into charmonium

We discuss the implications of non-standard Z -penguins in the decays $B \rightarrow M K$ into charmonium $M = \rho; \rho^0, \omega; \eta; \eta'$. The NP effect in the decays is split according to the CP properties of the final ($c\bar{c}$) states. Whereas the vector mesons couple to a vector current Z_V , the pseudoscalar and axial vector mesons couple to axial vector current Z_A . Hence, the Z -penguin effect in ρ and η' is bigger than in the vector mesons $\rho^0; \omega$ by a factor of 2.6, as can be read off Table 1. In the presence of a CP violating phase in the Z -contribution, this leads to a difference in $\sin 2\beta$ measured among the golden modes. The generic size of this effect is $\arg(P \neq T)/P \neq T$ where P denotes the penguin contribution including the NP, and T is the SM tree contribution in the $b \rightarrow c\bar{c}s$ amplitude. In the SM, $\arg(P \neq T) \sim \pi/2$, whereas it can be order one in the presence of NP. Since $B(B \rightarrow K) = B(B \rightarrow (c\bar{c})K) \sim 10^{-2}$ an order one NP effect in $b \rightarrow s s s$ gives

up to ten percent contribution to the $b \rightarrow ccs$ amplitude. Therefore, we expect here differences in $\sin 2\theta_{AK_S}$ of this order.

To quantify this general prediction, we neglect for simplicity direct CP violation and obtain for the size of the NP effect

$$\sin 2\theta_{MK_S} - \sin 2\theta_{AK_S} = \sin(2\theta_{AK_S} - \arg(MK_S)) - \sin 2\theta_{AK_S} \cos 2\theta_{AK_S} \quad (13)$$

where we expanded in small phases in $A=A_0$ and abbreviated $\arg A_0(MK_S)=A_0(MK_S) - \arg(MK_S)$. Note that $(\theta_{0,2}K_S) = +1$ and -1 for $J = \frac{1}{2}, \frac{3}{2}$; $c; \frac{1}{2}$. Numerically, we obtain in the non-standard Z-scenario

$$\begin{aligned} |\arg(MK_S)| &= 0.11 & \text{for } M = \frac{1}{2}; \frac{3}{2} \\ &= 0.25 & \text{for } M = c; \frac{1}{2} \end{aligned} \quad (14)$$

Here we varied the magnitudes and phases of Z_{sb} and Z_{sb}^0 independently while respecting the constraint given in Eq. (11). These numbers as well as numerical estimates of other quantities to be discussed later in the text (also for the case with $Z_{sb}^0 = 0$) are summarized in Table 2. Explicit formulae of the matrix elements and details can be seen in Appendix A and B. Since

$$\frac{\arg(AK_S)}{\arg(VK_S)}, \frac{\text{Im}(C_3^Z - C_7^Z + C_9^Z + C_5^Z + C_7^Z - C_9^Z)}{\text{Im}(C_3^Z + C_7^Z + C_9^Z + C_5^Z + C_7^Z + C_9^Z)} \frac{Z_A}{Z_V} = +2.6 \quad (15)$$

the NP correction from Z-penguins has the same sign for vector mesons $V = J = \frac{1}{2}$ as for the axial ones $A = \frac{1}{2}; \frac{3}{2}$. This correlation holds over the whole (Z_{sb}, Z_{sb}^0) parameter space after performing leading log QCD corrections. This is illustrated in Fig. 2, where the NP phases $\arg(AK_S)$ versus $\arg(VK_S)$ are shown for Z-penguins (—, blue). Also shown is the correlation in another NP scenario (+, green), the MSSM with additional flavor and CP violation in singlet down squark mixing, to be discussed in Section 4.1. We estimate the Z-exchange effect in the difference between decays into axial and vector coupling charmonia as

$$|\sin 2\theta_{AK_S} - \sin 2\theta_{VK_S}| = 0.18 \cos 2\theta_{AK_S} \quad (16)$$

Available data given in Eq. (4) are not significant yet i.e. the difference of the error weighted average of axial minus vector coupling final states reads as $\sin 2\theta_{AK_S} - \sin 2\theta_{VK_S} = -0.05 \pm 0.26$.

Decays into $0,2$ final states are factorization forbidden modes since by C conjugation and Lorentz invariance

$$\langle h_0(0^{++}) | \bar{c}c | i \rangle = 0; \quad \langle h_2(2^{++}) | \bar{c}c | i \rangle = 0 \quad (17)$$

and their amplitude $A(B^0 \rightarrow 0,2K^0)$ requires gluon exchange. At order α_s the color suppressed Z-penguins compete with a color enhanced SM contribution from tree level W exchange, thus they are doubly $1/N_c$ suppressed with respect to the factorization

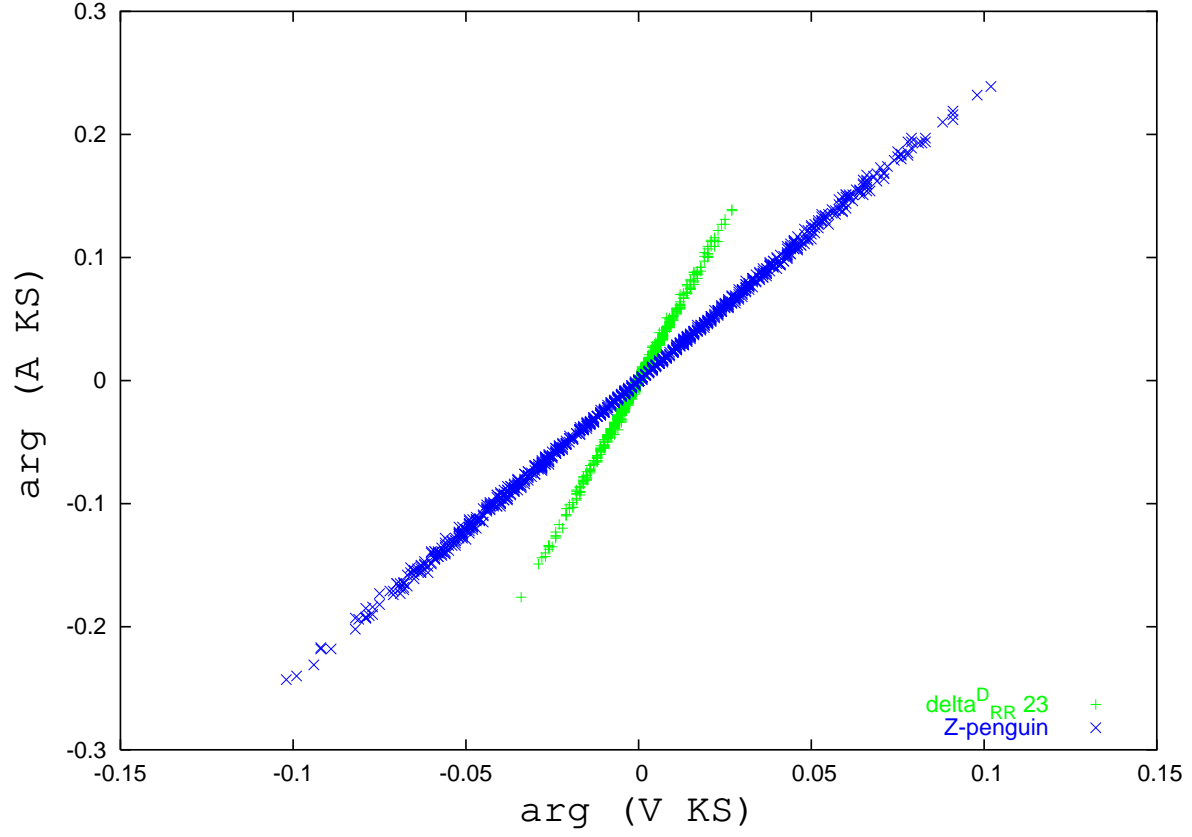


Figure 2: The NP correction for axial coupling mesons $\arg(A_{KS})$ as a function of the one for vector coupling mesons $\arg(V_{KS})$ induced by non-standard Z-penguins (, blue) and in the MSSM with down squark mixing $\delta_{RR}^{D_{23}}$ (+ , green) discussed in Section 4.1.

allowed modes. Therefore, the effect of NP from Z-penguins should be least pronounced in $B \rightarrow \pi_0 K_S$ and time dependent CP asymmetries should return in these modes the least polluted value of $\sin 2\beta$ in the cc system. However, since naive factorization is badly broken in these modes, it is difficult to be quantitative here. Still, a departure in $\sin 2\beta$ from the fitted value given in Eq. (2) indicates the presence of NP, as well as any discrepancy in the extracted value of $\sin 2\beta$ among different charmonia.

3.2 Z-penguin effects in the B_s -system

We investigate here implications on 2-body decays in the B_s -system such as $B_s \rightarrow \pi^0 \pi^0$ and $B_s \rightarrow \pi^0 \pi^{\pm}$. The coefficient of the $\sin(\arg M_{B_s})$ term in the time dependent CP asymmetry reads as (see Eqs. (6) and (7) with changes from B_d to B_s -mesons)

$$S_M = \sin(\arg M_{12} - \arg(M K_S)) \quad (18)$$

where we neglected for simplicity the width difference between B_s and B_s mesons and as before direct CP violation, i.e. we used $\beta = \beta_1 = 1$. In the SM the phase of the mixing amplitude $\arg M_{12}^{SM} = 2\beta_s = 2\beta^2$ is tiny. Hence, we expect S_{cc} and S of $O(\beta^2)$ in the SM. The sZ-penguins do have a twofold effect in the B_s -system, on the decay amplitude similarly to the B_d -system and on the $B_s B_s$ mixing. Hence, both $B = 1$ and $B = 2$ terms in S_M receive contributions from the NP. Concerning the latter and employing the notations of [15], we find

$$M_{12}^Z = \frac{G_F^2 m_W^2}{3^3 \sin^2 \theta_W} B_{B_s} f_{B_s}^2 m_{B_s} B \left(Z_{sb}^2 + Z_{sb}^{02} + 2Z_{sb} Z_{sb}^0 X \right) \quad (19)$$

Here, $X = 4P_1^{LR} = 2.84$ [16] includes differences in the bag factors (taken from lattice [17]) and perturbative QCD corrections of the matrix element between operators with different Dirac structure, $L(R) \rightarrow L(R)$ and $L(R) \rightarrow R(L)$. We find

$$r_Z = \frac{M_{12}^Z}{M_{12}^{SM}} = \frac{4}{\sin^2 \theta_W S_0(x_t)} \frac{Z_{sb}^2 + Z_{sb}^{02} + 2Z_{sb} Z_{sb}^0 X}{(V_{tb} V_{ts})^2} \quad (20)$$

a correction of up to $|r_Z| \approx 0.5$ w.r.t. the SM.

The analysis of NP on the decay amplitude is analogous to the discussion in Section 3.1. However because the final state in these modes consists of two mesons of spin $\neq 0$, to isolate the CP eigenstate components of the final state one has to perform angular analysis in $B_s \rightarrow M$ decays with $M = J/\psi; \eta; \eta'; \pi_0$. Otherwise, there is a dilution in S_M from admixture of CP odd and even contributions which diminishes a potential NP effect and introduces an additional uncertainty. None the less, this is an excellent null test of the SM since any large CP asymmetry, even in the data summed over polarization, would indicate the presence of NP. If the particle recoiling against the π_0 is a scalar/pseudoscalar, then of course there is a single amplitude and angular analysis is not required. This would be the case for η_0 and η_c .

With $\arg M_{12} = \arg(1 + r_Z)$ we find

$$\begin{aligned} 0.42 & \quad \text{for } M = 0; \\ \mathcal{B}_M(j) &= 0.47 \quad \text{for } M = c; \\ 0.66 & \quad \text{for } M = 1 \end{aligned} \quad (21)$$

The spread in S_M between different charmonia is up to 0.15. The corresponding numbers for the case with the flipped helicity Z -coupling Z_{sb}^0 switched off for all quantities discussed in this section can be seen in Table 2.

3.3 Isospin analysis in $B \rightarrow K$ decays

We start with an analysis in $B \rightarrow K^0$ decays. Isospin analysis relates the decay amplitudes of neutral and charged B mesons as [18]

$$A(B^0 \rightarrow K^0 \pi^0) = B - A; \quad A(B^+ \rightarrow K^+ \pi^0) = B + A \quad (22)$$

where $B = B_{1=2}$ denotes the $4 I = 0$ piece and $A = A_{1=2} - 2A_{3=2}$ is a $4 I = 1$ combination of $I_f = 1=2$ and $I_f = 3=2$. Z -penguins do violate isospin and hence will give a significant contribution to A . Is the amount required to explain the anomaly in $B \rightarrow K_S$ i.e. of size comparable to the $4 I = 0$ SM QCD penguins allowed by current data? Experimental findings [19] give

$$r = \frac{(B(B^+ \rightarrow K^+ \pi^0) + B(B \rightarrow K^0 \pi^0))}{(B(B^0 \rightarrow K^0 \pi^0) + B(B^0 \rightarrow K^0 \pi^0))} \frac{(B^0)^{I=2}}{(B^+)} = 1.03 \pm 0.08 \quad (23)$$

This can be written in terms of a relative strong (weak) phase (δ) and ratio $\tilde{A}=B$ with relation

$$\cos \delta = \frac{1 - r^2}{1 + r^2} \frac{1 + \tilde{A} \cos \delta}{2 \tilde{A} \cos \delta} \quad (24)$$

The 1D allowed $\cos \delta$; $\tilde{A}=B$ parameter space for vanishing strong phases is shown in Figure 3. For non-zero δ the allowed range increases and the constraint disappears for $\cos \delta = 0$. Therefore, large isospin breaking contributions $A=B=O(1)$ are currently not constrained by $B \rightarrow K^0$ data if the phase $\delta=O(1)$ is large, if, for example, the NP contribution comes with a non CKM large weak phase.

Another constraint on non-standard Z -penguins can come from $B \rightarrow \pi$, $B \rightarrow K$ data and $SU(3)$ symmetry. These Neubert-Rosner type bounds constrain the ratio

$$R^{-1} = \frac{2[B(B^+ \rightarrow \pi^0 K^+) + B(B \rightarrow \pi^0 K^0)]}{B(B^+ \rightarrow \pi^+ K^0) + B(B \rightarrow \pi^0 K^0)} \quad (25)$$

in the presence of isospin and CP breaking NP by

$$R^{-1} = 1 - \frac{q}{3=2} \frac{(\tilde{A}j + j \cos \delta)^2 + (Bj + j \sin \delta)^2}{(Bj + j \cos \delta)^2} \quad (26)$$

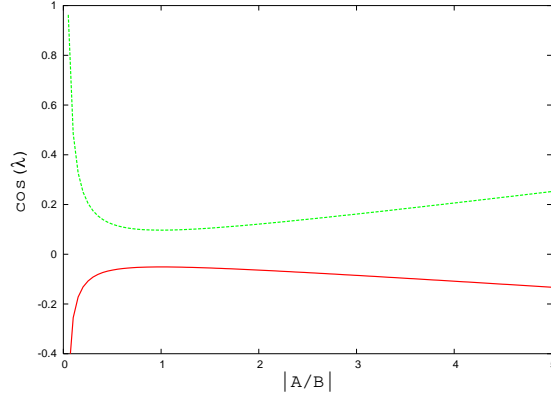


Figure 3: Constraints on isospin violation from $B \rightarrow K^0$ data for vanishing strong phases. The bounds weaken for non-zero strong phases. The range between the curves is allowed at 1σ .

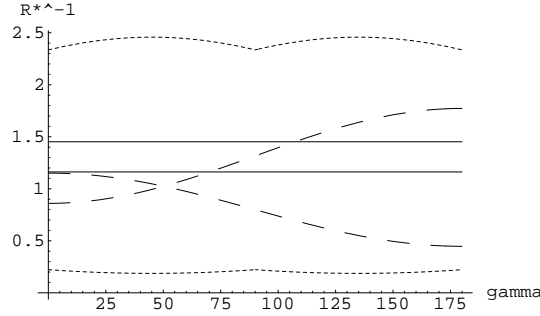


Figure 4: The ratio R^{*-1} as a function of γ . Shown are the data at 1σ (solid), the bounds in a NP scenario with enhanced and order one CP violating Z-penguins (dotted) and the SM bounds for central values (dashed).

where a, b are CP even (odd) isospin violating contributions, see [20] for details. There is a corresponding upper bound on R^{*-1} obtained by interchanging the sign in front of the $_{3=2}$ term. As discussed in Section 3, semileptonic rare $b \rightarrow s^{*+} \ell^+ \ell^-$ decays bound enhanced Z-penguins to be at most 2 to 3 of their value in the SM, i.e. $|a + ib| < (2-3)|a_{SM}|$. Hence, if the SM is allowed, then the upper bound on R^{*-1} is even less constraining for Z-penguins. However, the lower bound excludes large values of $|a|, |b|$, as can be seen from Eq. (26). For our analysis we find $R^{*-1} = 1.31 \pm 0.15$, $_{3=2} = 0.20 \pm 0.02$ using recent data [19] and use $a_{SM} = 0.64$, $b_{SM} = 0$ [20] for the central SM value.

We plot the ratio R^{*-1} as a function of γ in Fig. 4. Displayed are the 1σ band from data (solid), the NP bounds with $|a| = |b| = 2|a_{SM}|$ (dotted) and for comparison the SM bounds (see [20]) using central values (dashed). We see that for such moderate enhancement of the isospin violating contributions the NP bounds are even weakened compared to the SM, hence irrelevant. Note that in order to accommodate $\sin 2\theta_{KS} =$

0.4, one needs order one CP violation, i.e. $\tilde{a}_j \neq \tilde{b}_j$. We checked that our conclusions are stable under variation of the sizes of \tilde{a}, \tilde{b} independently as long as $\tilde{a}_j \neq \tilde{b}_j \neq 0$ (10).

4 Predictions of Z-penguins vs other NP models

In Sections 3.1 and 3.2 we have discussed the impact of complex, non-standard Z-penguins on time dependent asymmetry measurements $B \rightarrow (cc)K$ and $B_s \rightarrow (cc)$ decays. In this Section we discuss further predictions of this NP scenario and compare them with those of other models.

Non-standard Z-penguin effects in $B \rightarrow K_S$ have been first discussed in [8]. Unlike $B \rightarrow (cc)K$ decays where the chromomagnetic dipole operator is color octet and suppressed, NP in $b \rightarrow sss$ decays can enter in both the 4-Fermi and the gluon dipole operators $O_{8g}^{(0)}$, see Appendix A and B. We stress that the NP in a scenario with non standard Z-penguins is connected to the 4-Fermi operators, i.e. dominantly in the electroweak penguin O_9 . We checked that the NP effects induced in the dipole operators via leading log RGE mixing are below few percent. This is good since there are substantial theoretical uncertainties related to the matrix element of $O_{8g}^{(0)}$. Therefore, if it turns out that there is NP in $B \rightarrow K_S$ decay but not in $b \rightarrow ccs$ – something that can be checked by comparing $\sin 2\beta$ from decays into different charmonia – the scenario with non-standard sZ b-couplings – and any other who does not have CP violation beyond the SM in the chromomagnetic dipole operator – can be excluded.

The correlation of CP asymmetries in $B \rightarrow K_S$ with decays into charmonium with axial $A = \frac{1}{2} \gamma_c$ and vector coupling $V = J = \frac{1}{2} \gamma_c^0$ is shown in Fig. 5. To be specific, we plot $\sin 2\beta_{AK_S} = \sin 2\beta_{VK_S}$ as a function of $\sin 2\beta_{KS} = \sin 2\beta_{VK_S}$ in the Z-penguins scenario (blue). Also shown is the outcome in the MSSM with down squark mixing \tilde{D}_{RR23} discussed in Section 4.1 for two values of the chromomagnetic s matrix element, $\tilde{g}_8 = 0.045$ (red) and $\tilde{g}_8 = 0.030$ (green). Data given in Eqs. (3) and (4) yield

$$\sin 2\beta_{KS} = \sin 2\beta_{(J=\frac{1}{2}\gamma_c^0)K_S} = 1.19 \pm 0.42 \quad (\text{Average}) \quad (27)$$

which is also displayed. The correlations shown in Fig. 5 from the two beyond the SM models are very distinct and allow to distinguish between them with improved data.

4.1 Impact of supersymmetric \tilde{g} \tilde{d} loops on $b \rightarrow ccs$ decays

Let us now consider the implications of the MSSM with additional flavor and CP violation beyond the Yukawa couplings on $b \rightarrow ccs$ transitions. In particular, let us suppose that there is only mixing between the singlet scalar partners of the down quarks of 2nd and 3rd generation, to be abbreviated here as \tilde{D}_{RR23} . This term induces FCNC through gluino-down squark loops. In this scenario, \tilde{D}_{RR23} is the only source of beyond the SM CP violation and so this particular framework is rather predictive. For previous studies of gluino mediated effects in $B \rightarrow K_S$ see [21],[22].

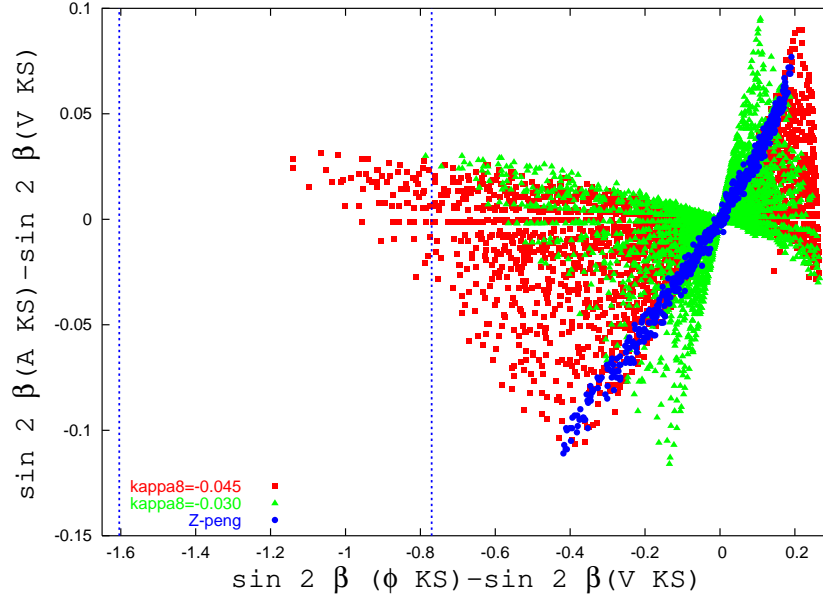


Figure 5: Difference in mixing $[\sin 2 \beta_{AK_S} - \sin 2 \beta_{VK_S}]$ as a function of $[\sin 2 \beta_{\phi K_S} - \sin 2 \beta_{VK_S}]$ in the non-SM Z-scenario (blue) and in the MSSM with additional flavor violation induced by $\mathcal{D}_{RR\,23}^D$. The latter is shown for $\kappa_8 = 0.045$ (red) and $\kappa_8 = 0.030$ (green). Also displayed is the 1σ range from data given in Eq.(27).

The model gives contributions to the flipped 4-Fermi operators $\mathcal{O}_{3\cdots 6}^0$ and the dipole operators $\mathcal{O}_7^0, \mathcal{O}_{8g}^0$. We use the initial conditions at the weak scale given in [23] in the mass insertion approximation. We evolve the coefficients C_i from the SM and C_i^0 from the NP separately to the m_b scale with the leading log RGE, see e.g. [15]. We scan over the squark mass $150 \text{ GeV} < m_{\tilde{q}} < 1 \text{ TeV}$, the gluino mass $0.2 < (m_{\tilde{g}} = m_{\tilde{q}})^2 < 1.3$ and $|\mathcal{J}_{RR\,23}^D| \leq 1.4$ with arbitrary phase and include the constraints from data on $B \rightarrow b \ell^+ s^-$ following [13], [24]. Numerically, we find

$$|\arg(\mathcal{M}_{K_S})| \begin{cases} 0.04 & \text{for } \mathcal{M} = \mathcal{M}_{\text{SM}}; \\ 0.20 & \text{for } \mathcal{M} = \mathcal{M}_{\text{SM}} + \mathcal{M}_{\text{NP}} \end{cases} \quad (28)$$

Similar to Z-penguins, the NP effects in decays to axial mesons $A = \pi, \eta$ are bigger than in the decays to vector mesons $V = \rho, \omega$. We find that the relation

$$\arg(\mathcal{A}_{K_S}) \approx +5.2 \arg(\mathcal{V}_{K_S}) \quad (29)$$

holds up to a few percent as can be seen in Fig. 2. For the difference in $\sin 2\beta$ we obtain

$$|\sin 2 \beta_{AK_S} - \sin 2 \beta_{VK_S}| \leq 0.19 \cos 2\beta \quad (30)$$

The correlation with $B \rightarrow b \ell^+ s^-$ is shown in Fig. 5 for two values of the κ_8 matrix element of the gluon dipole operator, $\kappa_8 = 0.045$ (red) corresponding to the asymptotic

⁴At large $\tan \beta$ the magnitude of $\mathcal{D}_{RR\,23}^D$ is constrained by $B_s \rightarrow \ell^+ \ell^-$ data [25].

distribution amplitude and $\delta = 0.030$ (green), the result in a quark model (see Appendix A). This illustrates the sensitivity to hadronic physics in this NP scenario. The difference in $\sin 2\phi$ between axial and vector coupling mesons is limited if the difference between K_S and the vector ones is large and negative. Current data indicate that $\sin 2\phi_{AK_S} - \sin 2\phi_{VK_S} = 0.04$. We checked that this upper bound holds up to a value of the gluon matrix element which is 50 percent bigger than our central value $\delta = 0.045$.

With values possible even greater than 60 ps^{-1} for m_s [21], the CP asymmetries in the B_s -system induced by \mathcal{D}_{RR23}^D can dominate over the SM contribution 15.1 ps^{-1} $m_{sSM} = 21.0 \text{ ps}^{-1}$ @ 95 % C.L. [26]. Therefore, if at all measurable, this framework allows for large non-SM effects in $S_{(cc)}$ and S_{cc} .

	both	$Z_{sb}^0 = 0$	both	$Z_{sb}^0 = 0$
$\text{jarg}(VK_S)\text{j}$	0.11	0.07	0.05	0.03
$\text{jarg}(AK_S)\text{j}$	0.25	0.18	0.12	0.08
$\text{j}\sin 2\phi_{AK_S} - \sin 2\phi_{VK_S}\text{j}$	$0.18 \cos 2$	$0.12 \cos 2$	$0.08 \cos 2$	$0.04 \cos 2$
$\sin 2\phi_{K_S} - \sin 2\phi_{VK_S}$	$-0.47 \dots + 0.19$	$-0.33 \dots + 0.14$	$-0.20 \dots + 0.14$	$-0.12 \dots + 0.10$
$\mathcal{P}_Z \text{j}$	0.50	0.16	0.19	0.07
$\mathcal{P}_V \text{j}$	0.42	0.08	0.16	0.02
$\mathcal{P}_A \text{j}$	0.47	0.17	0.21	0.04
$\mathcal{P} \text{j}$	0.66	0.42	0.36	0.17
$\mathcal{P}_A - S_V \text{j}$	0.15	0.10	0.07	0.05

Table 2: Upper bounds on B_d and B_s quantities defined in text in the presence of non-standard Z-penguins. For $\sin 2\phi_{K_S} - \sin 2\phi_{VK_S}$ we show the accessible range. The first two columns are with the current constraints on the sZb couplings given in Eq. (11), whereas in the last two columns we entertain a scenario where $\mathcal{P}_{sb} + Z_{sbSM} \mathcal{P} + \mathcal{P}_{sb}^0 \mathcal{P} = \mathcal{P}_{sbSM} \mathcal{P}$, i.e., where data on $B(b \rightarrow s^+ \gamma)$ show no deviation from the SM. In the first and third columns both helicity couplings are present and the second and fourth ones are obtained with $Z_{sb}^0 = 0$.

5 Conclusions

One of today's most precise information on CP violation in the quark sector i.e. $\sin 2\phi$ given in Eq. (1) is an average over several final states with the same flavor content. While this procedure returns in the SM to very good approximation the same CP-asymmetries, it is wrong in general, for example if NP breaks parity and CP.

We suggest here to study differences in $\sin 2\phi$ among decays $B \rightarrow (cc)K_S$ into charmonia $\chi_{c0}, \chi_{c1}, \chi_{c2}$ with branching ratios of order 10^{-3} to search for physics beyond the SM. An order one NP effect in $B \rightarrow K_S$ decay, which is required to explain the

current anomaly Eq. (3) or a similar large departure from the SM, leads to up to $O(10)\%$ in the $B \rightarrow (cc)K_S$ amplitude. This is just at the level at which the data agree with the SM, Eqs. (1) and (2). We stress that differences in $\sin 2\alpha$ can signal NP independent of improvements in the present error of the CKM fit. One might extend this program and compare CP asymmetries in decays into final states with the same flavor other than cc .

We have explicitly shown that a NP model with non-standard Z-penguins does indeed split $\sin 2\alpha$ among different charmonia, see Eq. (16). We stress that there is a strong correlation in this scenario between non-SM effects in $b \rightarrow cc$ s and $b \rightarrow ss$ s decays, since both get contributions from the modified 4-Fermi operators. If the K_S anomaly persists, but $\sin 2\alpha_{(J=\frac{1}{2}^+; 0)K_S} = \sin 2\alpha_{(1^-; c)K_S}$ vanishes, it model independently indicates the presence of an enhanced chromomagnetic dipole operator which carries a non-CKM CP violating phase. This emphasizes that $b \rightarrow cc$ s and $b \rightarrow ss$ s decays are complementary when constraining and distinguishing NP. A comparison of $\sin 2\alpha$ differences in the non-SM Z-scenario with the ones in the MSSM with gluino mediated FCNCs shows this in Fig. 5. We discussed time dependent studies in the corresponding decays of B_s -mesons, i.e. $B_s \rightarrow \pi\pi$ and $B_s \rightarrow (cc)\pi$. They show besides a similar effect from a NP weak phase on the decay amplitude one from NP in $B_s B_s$ mixing and large effects are possible. The coefficient S_{cc} in the CP asymmetry of $B_s \rightarrow (cc)\pi$ decays can be up to $O(0.4)$ in the presence of Z-penguins. In $B_s \rightarrow \pi\pi$ decay they induce an asymmetry up to order one, i.e. large as in $B \rightarrow K_S$ decay. Our findings are summarized in Table 2, where we also entertain a scenario where the $b \rightarrow s^{*+} \gamma$ branching ratio is SM like, hence the bound on the Z-penguins gets tighter $\mathcal{I}_{sb} + Z_{sbSM}^2 \mathcal{J}^2 + \mathcal{I}_{sb}^0 \mathcal{J}^2 = \mathcal{I}_{sbSM}^2$ (assuming zero errors) than it currently is as given in Eq. (11). There remain sizable effects in the observables discussed in this work, but closer to potential theory SM backgrounds. Information on Z_{sb}^0 phases also come from the Forward-Backward asymmetry in $B \rightarrow K^{*+} \gamma$ [12] and inclusive $B \rightarrow X_s^{*+} \gamma$ decays in the long term future.

We studied the effects of non-standard sZb -couplings in an isolated manner. If this generic structure arises from a larger model beyond the SM e.g. the MSSM with additional flavor violation beyond CKM, the signatures can be rather diluted. We recall that order one mixing between the \tilde{c}_L and the \tilde{t}_R squarks can generate via chargino-higgsino loops left handed sZb -couplings near the experimental bound, whereas the right handed couplings are suppressed by the small strange Yukawa [12]. We show for comparison all quantities also with flipped helicity Z_{sb}^0 switched on in Table 2. The reach of the Z-couplings is sensitive to right-handed currents in particular in the B_s -system, i.e. m_s .

In our study of CP violating time dependent asymmetries we neglected NP in transitions between the first and third generation down quarks which could affect B - B mixing. Still, in this case, differences in CP asymmetries among different charmonia manifest the presence of new phases in $b \rightarrow cc$ s transitions. Other places where to look for Z-penguins are $b \rightarrow \pi\pi$ [27], $b \rightarrow (cc)\pi$, $B \rightarrow (cc)K$ and $B \rightarrow K$ decays where polarization observables probe the handedness of the NP couplings. There is experimental support for the possibility of large electro weak penguins in $B \rightarrow K$ decays [28], which, for example, could be induced by non-standard Z-penguins.

Acknowledgments G.H. would like to thank the theory groups at SLAC and LBNL for

warm hospitality during her stays in the Bay area and Martin Beneke, Gerhard Buchalla and Gino Isidori for useful discussions.

A Matrix element of $B \rightarrow (\bar{c}c)K$ and $B \rightarrow \bar{c}K$

The effective Hamiltonian is given as, see e.g. [15]

$$H_{\text{eff}} = \frac{4G_F}{2} V_{tb} V_{ts}^* \sum_{i=1,2,3,4,5,6,7,8g}^X (C_i O_i + C_i^0 O_i^0) \quad (\text{A-1})$$

with

$$\begin{aligned} O_1 &= (c_L^\dagger b_L^\dagger)(s_L c_L) & O_2 &= (c_L^\dagger b_L^\dagger)(s_L c_L) \\ O_3 &= (s_L^\dagger b_L^\dagger) \sum_q^X q_L^\dagger q_L & O_4 &= (s_L^\dagger b_L^\dagger) \sum_q^X q_L^\dagger q_L \\ O_5 &= (s_L^\dagger b_L^\dagger) \sum_q^X q_R^\dagger q_R & O_6 &= (s_L^\dagger b_L^\dagger) \sum_q^X q_R^\dagger q_R \\ O_7 &= \frac{3}{2} (s_L^\dagger b_L^\dagger) \sum_q^X Q_q q_R^\dagger q_R & O_8 &= \frac{3}{2} (s_L^\dagger b_L^\dagger) \sum_q^X Q_q q_R^\dagger q_R \\ O_9 &= \frac{3}{2} (s_L^\dagger b_L^\dagger) \sum_q^X Q_q q_L^\dagger q_L & O_{10} &= \frac{3}{2} (s_L^\dagger b_L^\dagger) \sum_q^X Q_q q_L^\dagger q_L \\ O_7 &= \frac{e}{16\pi^2} m_b s_L^\dagger b_R F & O_{8g} &= \frac{g_s}{16\pi^2} m_b s_L^\dagger T^a b_R G^a \end{aligned} \quad (\text{A-2})$$

where the sum is over the active quarks $q = u, d, s, c, b$, and Q_q is their electrical charge in fractions of e and i, j are color indices. The operators O_i^0 are obtained from flipping $L \leftrightarrow R$ in the O_i .

The matrix element of decays into mesons with vector coupling such as $B \rightarrow \bar{c}K$ and $B \rightarrow \bar{c}K$ is proportional to (N_c is the number of colors)

$$T = V_{tb} V_{ts}^* (C_1 + C_3 + C_5 + \frac{C_2 + C_4 + C_6}{N_c} + C_7 + C_9 + \frac{C_8 + C_{10}}{N_c} + C_i + C_i^0) \quad (\text{A-3})$$

The one describing decays into mesons with axial coupling such as $B \rightarrow \bar{c}K$ and $B \rightarrow \bar{c}K$ can be obtained from Eq. (A-3) by changing the sign of $C_{5;6;7;8}$ and $C_{1;2;3;4;9;10}^0$.

The matrix element of $B \rightarrow \bar{c}K$ is proportional to

$$\begin{aligned} P &= V_{tb} V_{ts}^* (C_3 + C_4 + C_5 + \frac{C_3 + C_4 + C_6}{N_c} - \frac{1}{2} (C_7 + C_9 + C_{10} + \frac{C_8 + C_9 + C_{10}}{N_c}) \\ &+ \frac{1}{2} C_2 + \frac{1}{8} C_{8g}^{\text{eff}} + C_i + C_i^0) \end{aligned} \quad (\text{A-4})$$

where $\frac{1}{2}, \frac{1}{8}$ stem from $O(1)$ corrections to the corresponding matrix element and the effective coefficient of the chromomagnetic operator, C_{8g}^{eff} is defined e.g. in [15]. For NP

scenarios with an enhanced bsglue-coupling the matrix element of $O_{8g}^{(0)}$ is particularly important. Keeping only terms leading in the heavy quark limit, we obtain

$$\langle O_{8g} \rangle = \frac{2}{4} \frac{N_C^2}{2N_C^2} \frac{1}{\langle q^2 \rangle} \frac{m_b^2}{\langle q^2 \rangle} = \frac{2}{4} \frac{N_C^2}{2N_C^2} \frac{1}{\langle q^2 \rangle} \int_0^1 dx \frac{\phi_k(x)}{x} \quad (A-5)$$

in agreement with the QCD factorization [29] calculation by [30]. In the second step we evaluated the averaged momentum square from the gluon propagator $1/\langle q^2 \rangle$ with $q^2 = m_b^2(1-x)$ and convoluted it with the longitudinal light cone distribution amplitude of the meson, $\phi_k(x)$, which encodes the momentum distribution of the constituent quarks in the meson, see [31] for details. Here, x denotes the fraction of the momentum carried by its s -quark. Theoretical uncertainties in $\langle O_{8g} \rangle$ are from ϕ_k and more generally, from power corrections to the factorization, which also limit the accuracy of the total amplitude in Eq. (A-4). For asymptotic form $\phi_k(x) = 6(1-x)x$, which is supported by light cone sum rule calculations [31] we obtain $m_b^2/\langle q^2 \rangle = 3$, bigger than the value from a quark model calculation $m_b^2/\langle q^2 \rangle = 2$. For our numerical study we use $\langle O_{8g} \rangle = 0.045$ corresponding to the asymptotic distribution amplitude and $\langle O_2 \rangle = 0.011 \pm 0.012$ [32].

B LLog renormalization for Z-penguins

Z-penguins induce the following contributions at the weak scale

$$\begin{aligned} C_3^Z(m_{\text{weak}}) &= \frac{g^2}{4} \frac{Z_{sb}}{V_{tb}V_{ts}} \frac{1}{6} \\ C_7^Z(m_{\text{weak}}) &= \frac{g^2}{4} \frac{Z_{sb}}{V_{tb}V_{ts}} \frac{2}{3} \sin^2 \theta_W \\ C_9^Z(m_{\text{weak}}) &= \frac{g^2}{4} \frac{Z_{sb}}{V_{tb}V_{ts}} \frac{2}{3} (1 - \sin^2 \theta_W) \\ C_5^{\text{OZ}}(m_{\text{weak}}) &= \frac{g^2}{4} \frac{Z_{sb}^0}{V_{tb}V_{ts}} \frac{1}{6} \\ C_7^{\text{OZ}}(m_{\text{weak}}) &= \frac{g^2}{4} \frac{Z_{sb}^0}{V_{tb}V_{ts}} \frac{2}{3} (1 - \sin^2 \theta_W) \\ C_9^{\text{OZ}}(m_{\text{weak}}) &= \frac{g^2}{4} \frac{Z_{sb}^0}{V_{tb}V_{ts}} \frac{2}{3} \sin^2 \theta_W \end{aligned} \quad (B-1)$$

Note that non-SM coefficients are treated as lowest order in α_s and α_W coupling constants. RG evolution to the m_b -scale is done with the effective 12 dimensional LLog anomalous dimension matrix, which is given in [15], except for the γ_{ik} , $i = 7; \dots; 10$ and $k = 7; \dots; 8g$ entries. They correspond to the α_s -mixing of electroweak penguins onto

the dipole operators in the basis given in Eq. (A-2) and can be deduced from [33] as
 $(\alpha_s^2 = (16/\pi^2))$

$$\begin{aligned} \frac{0}{7;7} &= \frac{16}{9} & \frac{0}{7;8g} &= \frac{5}{6} & \frac{0}{8;7} &= \frac{1196}{81} & \frac{0}{8;8g} &= \frac{11}{54} \\ \frac{0}{9;7} &= \frac{232}{81} & \frac{0}{9;8g} &= \frac{59}{54} & \frac{0}{10;7} &= \frac{1180}{81} & \frac{0}{10;8g} &= \frac{46}{27} \end{aligned} \quad (B-2)$$

The sectors O_i and O_i^0 evolve independently with the same anomalous dimension.

References

- [1] B. Aubert et al. [BABAR Collaboration], Phys. Rev. Lett. 87, 091801 (2001) [arXiv:hep-ex/0107013]; B. Aubert et al. [BABAR Collaboration], Phys. Rev. Lett. 89, 201802 (2002) [arXiv:hep-ex/0207042].
- [2] K. Abe et al. [Belle Collaboration], Phys. Rev. Lett. 87, 091802 (2001) [arXiv:hep-ex/0107061]; K. Abe et al. [Belle Collaboration], Phys. Rev. D 66, 071102 (2002) [arXiv:hep-ex/0208025].
- [3] Y. Nir, arXiv:hep-ph/0208080.
- [4] A. Hocker, talk given at FBCP May 16-18, 2002, Philadelphia, USA.
- [5] Y. Grossman, G. Isidori and M. P. Worah, Phys. Rev. D 58, 057504 (1998) [arXiv:hep-ph/9708305]; Y. Grossman, Z. Ligeti, Y. Nir and H. Quinn, arXiv:hep-ph/0303171.
- [6] Aubert et al. (BABAR Collaboration), hep-ex/0207070; G. Hamel-Denonchault [BABAR Collaboration], arXiv:hep-ex/0305055.
- [7] K. Abe et al. [Belle Collaboration], arXiv:hep-ex/0207098. K. Abe et al. [Belle Collaboration], Phys. Rev. D 67, 031102 (2003) [arXiv:hep-ex/0212062].
- [8] G. Hiller, Phys. Rev. D 66, 071502 (2002) [arXiv:hep-ph/0207356].
- [9] Y. Grossman and M. P. Worah, Phys. Lett. B 395, 241 (1997) [arXiv:hep-ph/9612269]; M. Ciuchini, E. Franco, G. Martinelli, A. Masiero and L. Silvestrini, Phys. Rev. Lett. 79, 978 (1997) [arXiv:hep-ph/9704274].
- [10] C. W. Chiang and J. L. Rosner, arXiv:hep-ph/0302094.
- [11] A. Ali, P. Ball, L. T. Handoko and G. Hiller, Phys. Rev. D 61, 074024 (2000) [arXiv:hep-ph/9910221].
- [12] G. Buchalla, G. Hiller and G. Isidori, Phys. Rev. D 63, 014015 (2001), hep-ph/0006136.

- [13] A. Ali, E. Lunghi, C. Greub and G. Hiller, Phys. Rev. D 66, 034002 (2002) [[arXiv:hep-ph/0112300](#)].
- [14] K. Hagiwara et al. (particle data group), Phys. Rev. D 66, 010001 (2002); Update from Heavy Flavor Averaging Group <http://www.slac.stanford.edu/xorg/hfag/>.
- [15] G. Buchalla, A. J. Buras and M. E. Lautenbacher, Rev. Mod. Phys. 68, 1125 (1996) [[arXiv:hep-ph/9512380](#)].
- [16] A. J. Buras, P. H. Chankowski, J. Rosiek and L. Slawianowska, [arXiv:hep-ph/0210145](#).
- [17] C. R. Allton et al., Phys. Lett. B 453, 30 (1999) [[arXiv:hep-lat/9806016](#)]; D. Becirevic, V. G. Inenez, G. Martinelli, M. Papinutto and J. Reyes, Nucl. Phys. Proc. Suppl. 106, 385 (2002) [[arXiv:hep-lat/0110117](#)].
- [18] M. Gronau, Phys. Lett. B 265, 389 (1991).
- [19] A. Bomheim et al. [CLEO Collaboration], [arXiv:hep-ex/0302026](#); B. Aubert et al. [BABAR Collaboration], [arXiv:hep-ex/0303028](#); T. T. Mura, [arXiv:hep-ex/0305036](#).
- [20] Y. Grossman, M. Neubert and A. L. Kagan, JHEP 9910, 029 (1999) [[arXiv:hep-ph/9909297](#)].
- [21] R. Hamik, D. T. Larson, H. M. Urayama and A. Pierce, [arXiv:hep-ph/0212180](#).
- [22] S. Bertolini, F. Borzumati and A. Masiero, Nucl. Phys. B 294, 321 (1987); E. Lunghi and D. Wyler, Phys. Lett. B 521, 320 (2001) [[arXiv:hep-ph/0109149](#)]; G. L. Kane, P. Ko, H. b. Wang, C. Kolda, J. H. Park and L. T. Wang, [arXiv:hep-ph/0212092](#); M. Ciuchini, E. Franco, A. Masiero and L. Silvestrini, [arXiv:hep-ph/0212397](#).
- [23] F. Gabbiani, E. Gabrielli, A. Masiero and L. Silvestrini, Nucl. Phys. B 477, 321 (1996) [[arXiv:hep-ph/9604387](#)].
- [24] A. L. Kagan and M. Neubert, Eur. Phys. J. C 7, 5 (1999) [[arXiv:hep-ph/9805303](#)].
- [25] G. Isidori and A. Retico, JHEP 0209, 063 (2002) [[arXiv:hep-ph/0208159](#)].
- [26] A. J. Buras, F. Parodi and A. Stocchi, JHEP 0301, 029 (2003) [[arXiv:hep-ph/0207101](#)].
- [27] Z. g. Zhao et al., in Proc. of the APS/DPF/DPB Summer Study on the Future of Particle Physics (Snowmass 2001) ed. N. Graf, eConf C 010630, E2001 (2001) [[arXiv:hep-ex/0201047](#)].
- [28] T. Yoshikawa, [arXiv:hep-ph/0306147](#); M. Gronau and J. L. Rosner, [arXiv:hep-ph/0307095](#).

- [29] M .Beneke, G .Buchalla, M .Neubert and C .T .Sachrajda, Nucl.Phys.B 606, 245 (2001) [[arXiv:hep-ph/0104110](#)].
- [30] H . Y . Cheng and K . C . Yang, Phys. Rev. D 64, 074004 (2001) [[arXiv:hep-ph/0012152](#)].
- [31] P .Ball, V .M .Braun, Y .Koike and K .Tanaka, Nucl.Phys.B 529, 323 (1998) [[arXiv:hep-ph/9802299](#)].
- [32] M .Bander, D .Silverman and A .Soni, Phys.Rev.Lett.43, 242 (1979).
- [33] K . G . Chetyrkin, M . Misiak and M . Munz, Nucl. Phys. B 520, 279 (1998) [[arXiv:hep-ph/9711280](#)]; K . Baranowski and M . Misiak, Phys. Lett. B 483, 410 (2000) [[arXiv:hep-ph/9907427](#)].