

# The NNLO predictions for the rates of the $W/Z$ production in $(\bar{p}p)$ collisions\*

S. I. Alekhin

*Institute for High Energy Physics, 142281 Protvino, Russia*

## Abstract

The NNLO rates of the intermediate vector boson production (IVB) are calculated and found to agree with the preliminary results of Run II at the Fermilab  $\bar{p}p$  collider. The estimated uncertainties in NNLO predictions for the IVB rates including the errors in PDFs,  $\alpha_s$ , and the factorization/renormalization scales are about 2% for the Fermilab collider and 3% for the LHC that allows to use these predictions as a competitive benchmark for calibration of the collision luminosity.

PACS numbers: 13.60.Hb,06.20.Jr,12.38.Bx

Keywords: Intermediate vector bosons, hadron colliders

arXiv:hep-ph/0307219v1 17 Jul 2003

---

\* Contributed to 21th International Symposium on Lepton and Photon Interactions at High Energies (LP03), 11-16 Aug 2003, Batavia, Illinois

The increase of the collision energy and intensity of the colliding beams in a new generation of the hadron colliders requires new approaches in the precise monitoring of the collisions' luminosity necessary for detecting manifestation of new physics. The measurement of the rate of Intermediate Vector Bosons (IVB) production is one of the promising tool for this purpose [1]. Due to large scale given by the IVB masses the production cross section can be reliably calculated in the QCD-improved quark parton model. With the IVB masses and electroweak coupling well constraint from the wealth of other measurements the largest source of the uncertainty in the calculated IVB rates comes from the high-order (HO) QCD corrections. However the recent progress in the NNLO QCD calculations allows to minimize the uncertainty due to missing HO corrections as well. The NNLO coefficient functions for the Drell-Yan process have been calculated [2]. Despite the NNLO anomalous dimensions are not known completely yet, the remaining uncertainty in the NNLO splitting functions [3] is at the level of several percents in the x-region relevant for existing data. As a result the uncertainty in the NNLO PDFs due to incomplete knowledge of the NNLO anomalous dimensions does not exceed the experimental uncertainties in the PDFs through the whole kinematics of the existing and planned hadron colliders [4] and, therefore, calculations of the IVB rates up to the NNLO make sense.

In this letter we give the NNLO calculations of the IVB rates at the Fermilab  $\bar{p}p$  collider and the  $pp$  Large Hadron Collider (LHC). The calculations are based on the code of Ref.[2] with the NNLO PDFs of Ref. [5] extracted from the fit to the global deep-inelastic-scattering (DIS) data. This choice of PDFs provides an advantage in comparison with the Martin-Roberts-Stirling-Thorne (MRST) PDFs of Ref.[6] since in the later case the PDFs are fitted using wider set of processes including the data on jet production for which the NNLO corrections are unknown. Besides, the MRST fit includes the data for IVB production as well and thus the predictions of the IVB rates based on these PDFs are not truly independent.

In our calculations the values of the IVB masses were set as  $M_W = 80.423$  GeV,  $M_Z = 91.188$  GeV, the widths as  $\Gamma_W = 2.118$  GeV,  $\Gamma_Z = 2.495$  GeV, the branching ratios of the IVB leptonic decays as  $BR(W \rightarrow l\nu) = 0.107$ ,  $BR(Z \rightarrow ll) = 0.034$ , squared sine of the Weinberg angle  $x_W(M_Z) = 0.2311$ , squared cosine of the Cabibbo angle  $c_C = 0.9505$  [7]. The value of strong coupling constant  $\alpha_s^{NNLO}(M_Z) = 0.1143$  used in the calculations was found in the analysis of Ref. [5] simultaneously with the parameterization of the PDFs.

The NNLO IVB production rates in the  $\bar{p}p$  collisions at  $\sqrt{s} = 1.96$  TeV calculated at the

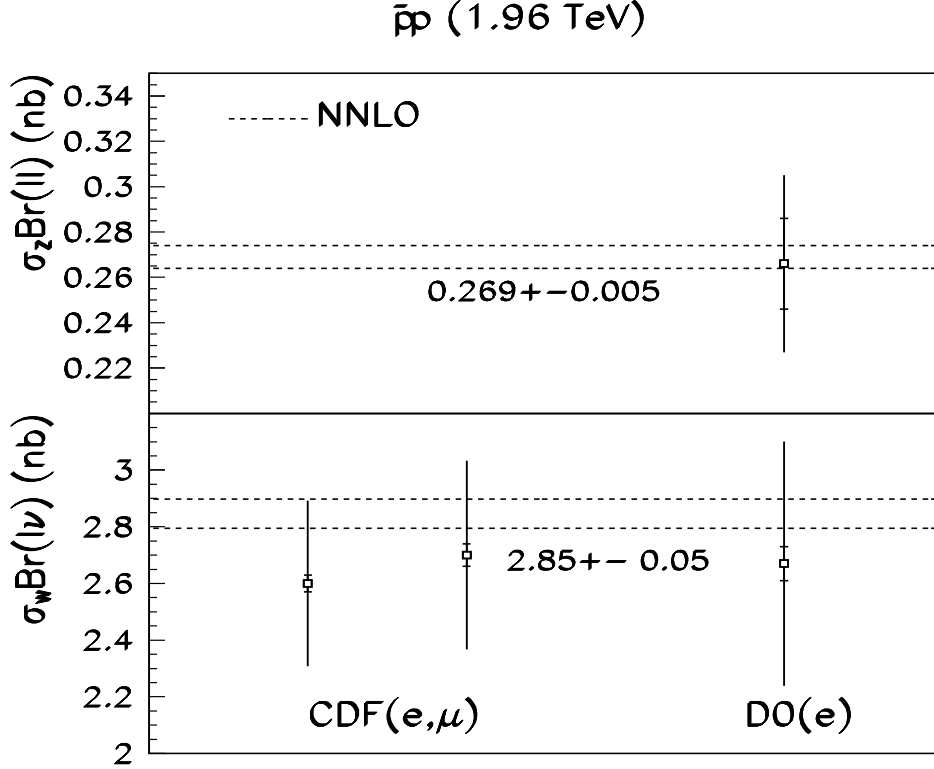


FIG. 1: The NNLO  $W/Z$  production rates in the  $\bar{p}p$  collisions at  $\sqrt{s} = 1.96$  TeV compared to the preliminary results for Run II. The area between dashes gives  $1\sigma$  band uncertainty in the calculations. The inner bars of the data points give the statistical error, the outer ones give the total errors including the luminosity uncertainty.

renormalization factorization scales set to the IVB masses are given in Fig.1. The horizontal lines correspond to the  $1\sigma$  bands of the predictions. These bands stem from the PDFs errors and the error in  $\alpha_s$ , which is correlated with the PDFs errors due to its value was extracted simultaneously with the PDFs from the same data set. The errors due to the high-twist (HT) contribution to the DIS cross sections are also effectively included into the error bands given since the HT terms were also fitted in the analysis of Ref. [5]. All errors were estimated by straightforward propagation of the uncertainties in the inputs of the fit without introduction a scale factors. This allows for rigorous treatment of these errors in terms of the probability theory and correct calculation of the confidence intervals. The preliminary results of Run II for the IVB rates [8] are given in Fig.1 for comparison. The measured rates and predictions

TABLE I: The production cross sections (in nb) for the  $W$ -boson and  $Z$ -boson (in parenthesis) in the  $\bar{p}p$  collisions at  $\sqrt{s} = 1.96$  TeV calculated in different approximations for the PDFs and the coefficient functions.

PDFs	Coefficient functions	
	NLO	NNLO
NLO	25.5(7.6)	26.2(7.8)
NNLO	25.9(7.7)	26.6(7.9)

TABLE II: The same as Table I for the  $pp$  collisions at  $\sqrt{s} = 14$  TeV.

PDFs	Coefficient functions	
	NLO	NNLO
NLO	200.9(58.8)	200.6(58.8)
NNLO	204.4(59.9)	204.6(60.0)

agree within the errors. The errors in the measured rates due to the luminosity uncertainty are typically about 10% that is much larger than the errors in the predictions. This allows to use the predictions for the complementary cross-checks of the luminosity monitor. For the  $pp$  collisions at  $\sqrt{s} = 14$  TeV the NNLO IVB rates are estimated as

$$\sigma_Z = 60.0 \pm 1.9 \text{ nb},$$

$$\sigma_W = 204.6 \pm 6.4 \text{ nb}$$

with the uncertainty about 3%.

To estimate the importance of the NNLO corrections on the IVB rates and to separate impacts of the NNLO corrections to the coefficient functions and to the PDFs we performed calculations combining the PDFs and the coefficient functions in different approximations. The value of  $\alpha_s^{NLO}(M_Z) = 0.1171$  was used with the NLO PDFs, in accordance with the results of the NLO fit of Ref. [5]. The results for the Fermilab collider and the LHC are given in Tables I,II. For the Fermilab collider the both corrections have the same sign and comparable scale. For the LHC the effect of the NNLO corrections to the coefficient functions is marginal, while the change of the NLO PDFs by the NNLO ones causes sizeable increase of the cross sections with the relative scale of increase comparable to the case of the Fermilab

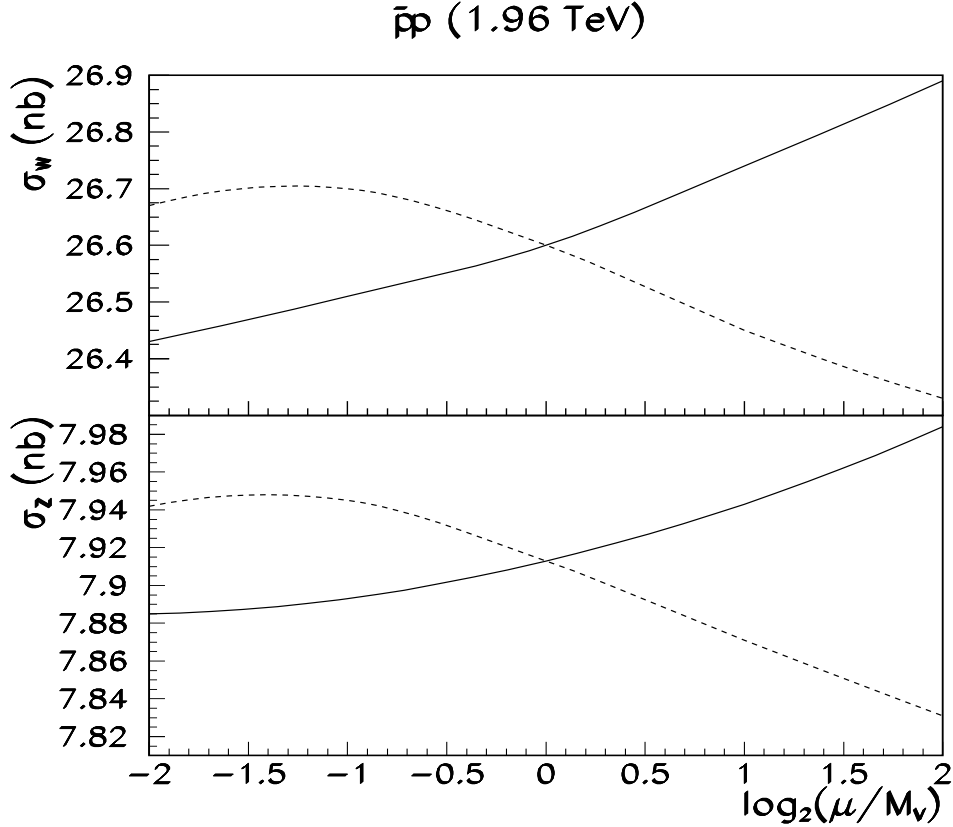


FIG. 2: Dependence of the NNLO predictions for the IVB rates in the  $\bar{p}p$  collisions at  $\sqrt{s} = 1.96$  TeV on the factorization (solid lines) and the renormalization (dashes) scales  $\mu$ .

collider. The latter is in disagreement with the results of Ref.[9], which reported negative contribution of the NNLO corrections to the IVB rates at the LHC. This disagreement can be attributed to the difference in the data sets used for fitting of the PDFs and needs further clarification. Both for the Fermilab collider and the LHC the uncertainty in the IVB rates due to possible variation of the NNLO anomalous dimensions is less than 1%.

An additional source of the uncertainty in the predictions for the IVB rates is variation of the factorization and the renormalization scales. However, in the NNLO these uncertainties are greatly suppressed as compared to the NLO case [2]. As one can see in Figs.2,3 the factorization uncertainty in the NNLO IVB rates estimated for very wide variation of the scale is less than 1% for the Fermilab collider and  $2 \div 3\%$  for the LHC, while the errors due to the renormalization scale are generally smaller than ones due to the factorization scale. In conclusion, the estimated uncertainties in the NNLO predictions for the IVB rates including

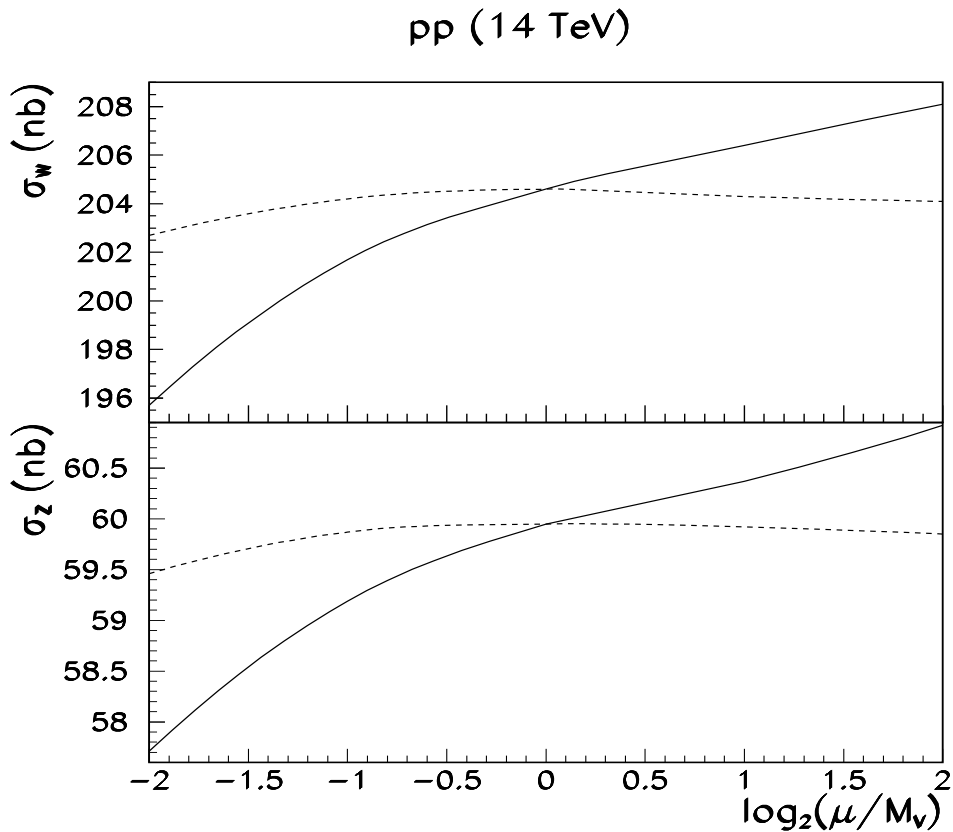


FIG. 3: The same as Fig.1 for the  $pp$  collisions at  $\sqrt{s} = 14$  TeV.

the errors in PDFs,  $\alpha_s$ , and the factorization/renormalization scales are about 2% for the Fermilab collider and 3% for the LHC that allows to use these predictions as a competitive benchmark for calibration of the collision luminosity.

I am indebted to S. Kulagin for reading the manuscript and valuable comments, W. Giele and C.P. Yuan for stimulating discussions. The work was supported by the RFBR grant 03-02-17177.

- 
- [1] M. Dittmar, F. Pauss and D. Zurcher, Phys. Rev. D **56** (1997) 7284 [arXiv:hep-ex/9705004];  
W. T. Giele and S. A. Keller, arXiv:hep-ph/0104053.
- [2] R. Hamberg, W. L. van Neerven and T. Matsuura, Nucl. Phys. B **359** (1991) 343 [Erratum-ibid. B **644** (2002) 403].

- [3] W. L. van Neerven and A. Vogt, Phys. Lett. B **490** (2000) 111 [arXiv:hep-ph/0007362].
- [4] S. I. Alekhin, Phys. Lett. B **519** (2001) 57 [arXiv:hep-ph/0107197].
- [5] S. Alekhin, Phys. Rev. D **67** (2003) 114002 [arXiv:hep-ph/0211096].
- [6] A. D. Martin, R. G. Roberts, W. J. Stirling and R. S. Thorne, Phys. Lett. B **531** (2002) 216 [arXiv:hep-ph/0201127].
- [7] K. Hagiwara *et al.* [Particle Data Group Collaboration], Phys. Rev. D **66** (2002) 010001.
- [8] H. G. Evans, [arXiv:hep-ex/0211061].
- [9] A. D. Martin, R. G. Roberts, W. J. Stirling and R. S. Thorne, Eur. Phys. J. C **18** (2000) 117 [arXiv:hep-ph/0007099].