

# Phenomenological methods for unitarity triangle angles<sup>1</sup>

*Michael Gronau*<sup>2</sup>

Enrico Fermi Institute and Department of Physics  
University of Chicago, Chicago, Illinois 60637

I review several methods for determining the CKM phases  $\alpha \equiv \phi_2$  and  $\gamma \equiv \phi_3$  through CP asymmetry measurements in hadronic  $B$  decays. The current status of these measurements and the near future feasibility of the methods are discussed.

## 1 Introduction

The Kobayashi-Maskawa model for CP violation [1] passed in a remarkable way its first crucial test in  $B$  decays [2] when a large CP asymmetry was measured [3, 4] in  $B^0 \rightarrow J/\psi K_S$  in agreement with expectations. The virtue of this gold-plated decay mode is the absence of hadronic uncertainties [5, 6] in predicting the *mixing induced asymmetry* in terms of a fundamental phase parameter  $\beta \equiv \phi_1$  of the Standard Model. This opens a new era, in which other CP asymmetries in  $B$  and  $B_s$  decays ought to be measured in order to test the KM mechanism in an unambiguous way. One would hope that this will lead to a point where deviations from the simple KM framework will be observed.

Very optimistically, one is looking forward to signals of new physics [7, 8], possibly exhibited by large deviations from  $\sin 2\beta$  in asymmetries for charmless strangeness changing penguin dominated  $B^0$  decays to CP final states, such as  $\phi K_S, \eta' K_s$  or  $K^+ K^- K_S$  [4]. Moderate deviations from  $\sin 2\beta$  are allowed within the KM framework, caused by amplitudes carrying a different weak phase. These amplitudes involve hadronic uncertainties [9]. In order to make a clear case for physics beyond the Standard Model, these effects must be carefully bounded [10, 11] using flavor symmetry arguments and input from experimental data.

A systematic study of the CP violating phase structure of weak quark couplings requires a measurement of the phase  $\gamma \equiv \phi_3$ , associated with *CP violation in direct decays*. The present uncertainties in this phase and in the phase  $\phi_2 \equiv \alpha = \pi - \beta - \gamma$ , combining  $\gamma$  with the  $B^0 - \bar{B}^0$  mixing phase  $\beta$ , are about  $40^\circ$  [12],

$$38^\circ \leq \phi_3 \equiv \gamma \leq 80^\circ, \quad 78^\circ \leq \phi_2 \equiv \alpha \leq 122^\circ, \quad (1)$$

<sup>1</sup>Invited talk at FPCP 2003, the Second Conference on Flavor Physics and CP Violation, Paris, France, June 3–6, 2003.

<sup>2</sup>Permanent address: Physics Department, Technion, Haifa, Israel.

while  $\beta$  is already known to within  $7^\circ$ ,  $20^\circ \leq \beta \leq 27^\circ$ .

The purpose of this review is to survey progress made recently in several promising methods for measuring the phases  $\gamma$  and  $\alpha$ . A major part of our discussion will concern charmless  $B$  decays, in which interference of tree and penguin amplitudes leads to direct CP asymmetries. In Section 2 we study  $\alpha$  in the CP asymmetry of  $B \rightarrow \pi^+\pi^-$ . The cleanest method, based on isospin symmetry alone, will be extended to a scheme using broken flavor SU(3). Flavor symmetries are applied in Section 3 to  $B \rightarrow K\pi$  decays in order to learn  $\gamma$ . The decays  $B^\pm \rightarrow \eta(\eta')\pi^\pm$  are shown in Section 4 to potentially offer large CP asymmetries, which are also related to  $\gamma$ . Decays into charmed final states,  $B \rightarrow DK$ , which are free of penguin amplitudes and hadronic uncertainties, will be discussed in Section 5, and Section 6 concludes this survey.

## 2 $\alpha$ from $B \rightarrow \pi^+\pi^-$

The amplitude for  $B \rightarrow \pi^+\pi^-$  consists of two terms with different weak and strong phases,

$$A(B^0 \rightarrow \pi^+\pi^-) = |T|e^{i\gamma} + |P|e^{i\delta} . \quad (2)$$

The weak phase  $\gamma$  changes sign under charge-conjugation. We use a convention [13] in which “tree” ( $T$ ) and “penguin” ( $P$ ) amplitudes involve CKM factors  $V_{ub}^*V_{us}$  and  $V_{cb}^*V_{cs}$ , respectively. The time-dependent decay rate for an initially  $B^0$  state is given by [5]

$$\Gamma(B^0(t) \rightarrow \pi^+\pi^-) \propto e^{-\Gamma t} [1 + C_{\pi\pi} \cos \Delta(mt) - S_{\pi\pi} \sin(\Delta mt)] , \quad (3)$$

where

$$S_{\pi\pi} = \frac{2\text{Im}(\lambda_{\pi\pi})}{1 + |\lambda_{\pi\pi}|^2} = \sqrt{1 - C_{\pi\pi}^2} \sin 2\alpha_{\text{eff}} \neq \sin 2\alpha , \quad (4)$$

$$-A_{\pi\pi} \equiv C_{\pi\pi} = \frac{1 - |\lambda_{\pi\pi}|^2}{1 + |\lambda_{\pi\pi}|^2} \neq 0 , \quad (5)$$

$$\lambda_{\pi\pi} \equiv e^{-2i\beta} \frac{A(\overline{B}^0 \rightarrow \pi^+\pi^-)}{A(B^0 \rightarrow \pi^+\pi^-)} . \quad (6)$$

One measures three observables, the two asymmetries  $-A_{\pi\pi} \equiv C_{\pi\pi}$  and  $S_{\pi\pi}$  (which also determine  $\alpha_{\text{eff}}$ ) and the charged-averaged rate  $\overline{\Gamma} \equiv \frac{1}{2}[\Gamma(B^0) \rightarrow \pi^+\pi^-) + (\Gamma(\overline{B}^0) \rightarrow \pi^+\pi^-)]$ . Since these observables depend on four parameters,  $|T|$ ,  $|P|$ ,  $\delta$  and  $\gamma$ , their measurements are insufficient for determining  $\gamma$  or  $\alpha$ . Another input can be obtained by using isospin or broken flavor SU(3) symmetry.

### 2.1 The isospin triangles

One forms the amplitude triangle,

$$\sqrt{2}A(B^+ \rightarrow \pi^+\pi^0) - A(B^0 \rightarrow \pi^+\pi^-) = \sqrt{2}A(B^0 \rightarrow \pi^0\pi^0) , \quad (7)$$

and its charge-conjugate, by measuring also the rates for  $B^+ \rightarrow \pi^+\pi^0$ ,  $B^0 \rightarrow \pi^0\pi^0$  and the charge-conjugate processes. The two triangles for  $B$  and  $\overline{B}$ , which have a common basis in an

appropriate phase convention,  $A(B^+ \rightarrow \pi^+\pi^0) = A(B^- \rightarrow \pi^-\pi^0)$ , do not overlap because of possible CP asymmetries in  $B \rightarrow \pi^+\pi^-$  and  $B \rightarrow \pi^0\pi^0$ . The mismatch angle between the two triangles  $2\theta \equiv 2(\alpha_{\text{eff}} - \alpha) = \text{Arg}[A(B^0 \rightarrow \pi^+\pi^-)A^*(\overline{B}^0 \rightarrow \pi^+\pi^-)]$  determines  $\alpha$  [14]. One may include in this method a very small effect of an electroweak penguin amplitude which is related by isospin to the tree amplitude [15].

The current world-average branching ratios, averaged over  $B$  and  $\overline{B}$ , are in units of  $10^{-6}$  [11, 16]:

$$\mathcal{B}(\pi^\pm\pi^0) = 5.27 \pm 0.80, \quad \mathcal{B}(\pi^+\pi^-) = 4.55 \pm 0.44, \quad \mathcal{B}(\pi^0\pi^0) < 3.6 \text{ (90\% c.l.)}. \quad (8)$$

The sides of the isospin triangles which are difficult to measure are clearly  $B^0 \rightarrow \pi^0\pi^0$  and  $\overline{B}^0 \rightarrow \pi^0\pi^0$ . The upper bound on the combined charge-averaged branching ratio may be used to set an upper limit on  $\theta$ . Assuming that the maximum value for  $|\theta|$  is obtained when the two isospin triangles are right triangles, one finds [17]  $|\sin\theta| \leq \sqrt{\overline{\Gamma}(\pi^0\pi^0)/\overline{\Gamma}(\pi^\pm\pi^0)}$ . A somewhat stronger upper bound [18], depending on all three branching ratios, is obtained by avoiding this assumption which may not apply to actual branching ratio measurements. The current upper limit (at 90% confidence level) on  $\mathcal{B}(\pi^0\pi^0)$ , implying  $\theta < 50^\circ$ , is not yet useful.

Whereas a nonzero value has not yet been measured for  $\mathcal{B}(\pi^0\pi^0)$ , it is encouraging to note that the present data on  $B \rightarrow \pi^+\pi^-$  and  $B^\pm \rightarrow \pi^\pm\pi^0$ , showing  $2\overline{\Gamma}(\pi^\pm\pi^0)/\overline{\Gamma}(\pi^+\pi^-) > 1$ , already imply a nonzero value for  $\mathcal{B}(\pi^0\pi^0)$ . It follows from the two isospin triangles for  $B$  and  $\overline{B}$  that [18]

$$\mathcal{B}(\pi^0\pi^0) \geq \left( \sqrt{\frac{\mathcal{B}(\pi^\pm\pi^0)}{r_\tau}} - \sqrt{\frac{\mathcal{B}(\pi^+\pi^-)}{2}} \right)^2 > 0.2 \text{ (90\% c.l.)}, \quad (9)$$

where  $r_\tau \equiv \tau(B^+)/\tau(B^0) = 1.076 \pm 0.013$  [19]. This lower bound is expected to increase when errors in the above central values of  $\mathcal{B}(\pi^+\pi^-)$  and  $\mathcal{B}(\pi^\pm\pi^0)$  are reduced, and when a nonzero value is measured for  $C_{\pi\pi}$  [18]. A recent estimate [11],  $\mathcal{B}(\pi^0\pi^0) = 0.4 - 1.6$ , indicates that a direct signal for this mode may soon be measured.

## 2.2 Applying broken flavor SU(3)

The amplitudes  $T$  and  $P$  occurring in  $B \rightarrow \pi^+\pi^-$  may be related by flavor SU(3) to corresponding amplitudes  $T'$  and  $P'$  describing  $B \rightarrow K\pi$  decays [20, 21, 22]. Flavor SU(3) is not as good a symmetry as isospin, and symmetry breaking effects must therefore be included. A favored approach to SU(3) breaking, which can be checked experimentally, is based on an assumption that tree and penguin amplitudes factorize, as argued within QCD [23]. One way of implementing this idea [24] is to obtain the ratio  $|P/T| \sim 0.3$  by assuming that  $T$  can be related to  $b \rightarrow \pi\ell\nu$  [25], while  $P$  may be related to a  $\Delta S = 1$  penguin amplitude which dominates  $B^+ \rightarrow K^0\pi^+$ . Here we will describe an alternative approach [13, 26] which relies only on the second assumption.

Writing

$$-A(B^+ \rightarrow K^0\pi^+) = |P'|e^{i\delta} = |P|e^{i\delta} \frac{f_K}{f_\pi \tan\theta_c}, \quad (10)$$

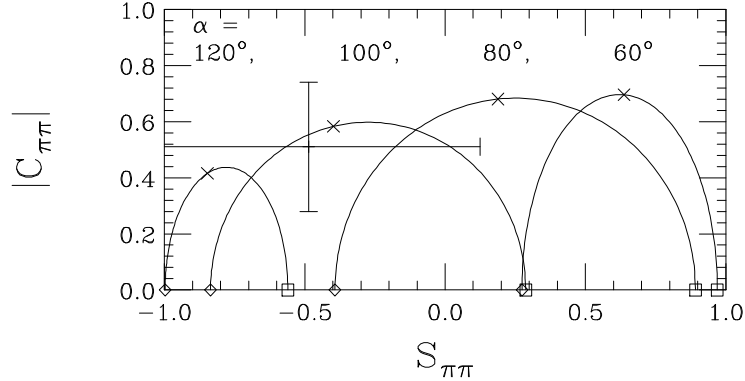


Figure 1: Plots of  $|C_{\pi\pi}|$  versus  $S_{\pi\pi}$  for selected values of  $\alpha$ , calculated for given values of  $\beta$  and  $\mathcal{B}(B^0 \rightarrow \pi^+\pi^-)/\mathcal{B}(B^+ \rightarrow K^0\pi^+)$ . Small plotted points:  $\delta = 0$  (diamonds),  $\delta = \pi$  (squares),  $\delta = \pi/2$  (crosses).

we neglect a very small term with weak phase  $\gamma$ ,  $\mathcal{O}(|V_{ub}^*V_{us}/V_{cb}^*V_{cs}|) \approx 0.02$ , disregarding its possible but unlikely enhancement by rescattering effects. This assumption and the factorization hypothesis may be tested by comparing  $B^+ \rightarrow K^0\pi^+$  with future measurements of  $B^+ \rightarrow \bar{K}^0 K^+$  [27].

Eqs. (3)–(6) and Eq. (10) provide three measurables,  $S_{\pi\pi}$ ,  $C_{\pi\pi}$  and  $\mathcal{B}(B^0 \rightarrow \pi^+\pi^-)/\mathcal{B}(B^+ \rightarrow K^0\pi^+)$ , which determine  $|T/P|$ ,  $\delta$  and  $\alpha$ , assuming a given value for  $\beta$ . Using  $\beta = 24^\circ$  and  $\mathcal{B}(B^0 \rightarrow \pi^+\pi^-)/\mathcal{B}(B^+ \rightarrow K^0\pi^+) = 0.232 \pm 0.028$  [11, 16], we plot in Fig. 1  $|C_{\pi\pi}|$  versus  $S_{\pi\pi}$  for four selected values of  $\alpha$  separated by  $20^\circ$ , including the averaged measured values [28],  $S_{\pi\pi} = -0.49 \pm 0.61$  ( $\chi = 2.3$ ),  $C_{\pi\pi} = -0.51 \pm 0.23$  ( $\chi = 1.2$ ), in which errors are inflated by rescaling factors as indicated. The plots are not very sensitive to the error in the above ratio of branching ratios. However, the present experimental error in  $S_{\pi\pi}$  is too large to constrain  $\alpha$ .

### 3 $\gamma$ from $B \rightarrow K\pi$

The three decay modes  $B^0 \rightarrow K^+\pi^-$ ,  $B^+ \rightarrow K^0\pi^+$  and  $B^+ \rightarrow K^+\pi^0$  are self-tagging, and can be used to learn  $\gamma$  in more than one way. The three processes are dominated by penguin amplitudes, which can be related to each other by isospin alone. Subdominant electroweak penguin contributions are either color-suppressed or can be related to corresponding tree amplitudes by flavor SU(3), with small SU(3) breaking corrections. This provides two useful schemes, to be described here [29], in which the number of measurables equals the number of unknowns, thus allowing a determination of the weak phase  $\gamma$  between penguin and tree amplitudes.

#### 3.1 $B^0 \rightarrow K^+\pi^-$ versus $B^+ \rightarrow K^0\pi^+$

Using isospin symmetry, we may write

$$A(B^0 \rightarrow K^+\pi^-) = |P'|e^{i\delta} - |T'|e^{i\gamma}, \quad (11)$$

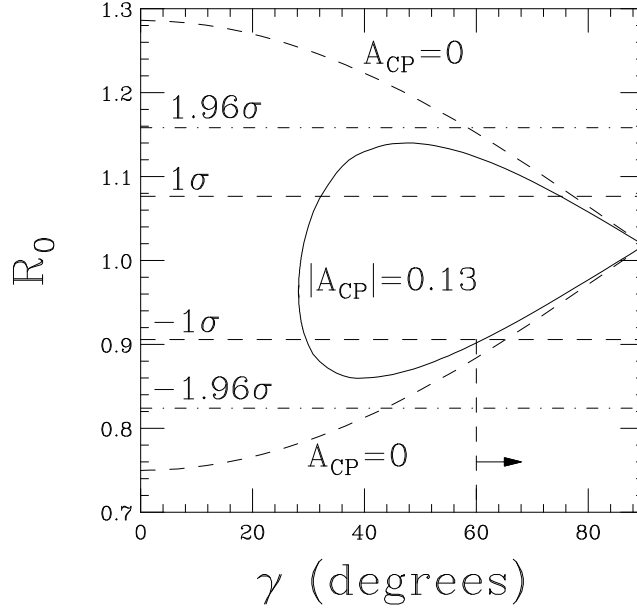


Figure 2:  $R_0$  as a function of  $\gamma$  for  $r = 0.13$  and  $|A_{\text{CP}}(K^+\pi^-)| = 0.13$  (solid curve) or  $A_{\text{CP}}(K^+\pi^-) = 0$  (dashed curve). Horizontal dashed lines denote  $\pm 1\sigma$  experimental limits of  $R_0$ , while dot-dashed lines denote 95% c.l. limits. The lower branches of the curves correspond to  $\cos \delta \cos \gamma > 0$ .

where the first term describes also the amplitude (10) for  $B^+ \rightarrow K^0\pi^+$ . As mentioned, we neglect a very small color-suppressed electroweak penguin contribution. Denoting  $r \equiv |T'|/|P'|$ , we define a charge-averaged ratio of rates

$$R_0 \equiv \frac{\bar{\Gamma}(K^\pm\pi^\mp)}{\bar{\Gamma}(K^0\pi^\pm)} = 1 - 2r \cos \delta \cos \gamma + r^2 \geq \sin^2 \gamma, \quad (12)$$

and a CP asymmetry

$$A_{\text{CP}}(K^+\pi^-) \equiv \frac{\Gamma(K^-\pi^+) - \Gamma(K^+\pi^-)}{\Gamma(K^-\pi^+) + \Gamma(K^+\pi^-)} = -2r \sin \delta \sin \gamma / R_0, \quad (13)$$

both of which are functions of  $r, \delta$  and  $\gamma$  [30]. The inequality in (12) holds for all values of  $r$  and  $\delta$ , and would provide an interesting constrain on  $\gamma$  if  $R_0$  were smaller than one [31]. The present experimental value [11],  $R_0 = 0.99 \pm 0.09$ , is however consistent with one.

We eliminate  $\delta$  and plot in Fig. 2 [33]  $R_0$  versus  $\gamma$  for the currently allowed  $1\sigma$  range [11, 16],  $|A_{\text{CP}}(K^+\pi^-)| < 0.13$ . The parameter  $r$ , obtained by comparing  $B \rightarrow K\pi$  and  $B \rightarrow \pi\pi$ , involves a large theoretical uncertainty,  $0.13 < r_{\text{th}} < 0.21$  [32]. The most conservative constraints on  $\gamma$ , obtained for  $r = 0.13$ , are plotted in Fig. 2. We see that  $\pm 1\sigma$  bounds on  $R_0$  imply  $\gamma > 60^\circ$ , excluding about half of the currently allowed values of  $\gamma$  in Eq. (1). A slightly more precise measurement of  $R_0$  is needed in order to obtain new constraints on  $\gamma$  at a 95% confidence level.

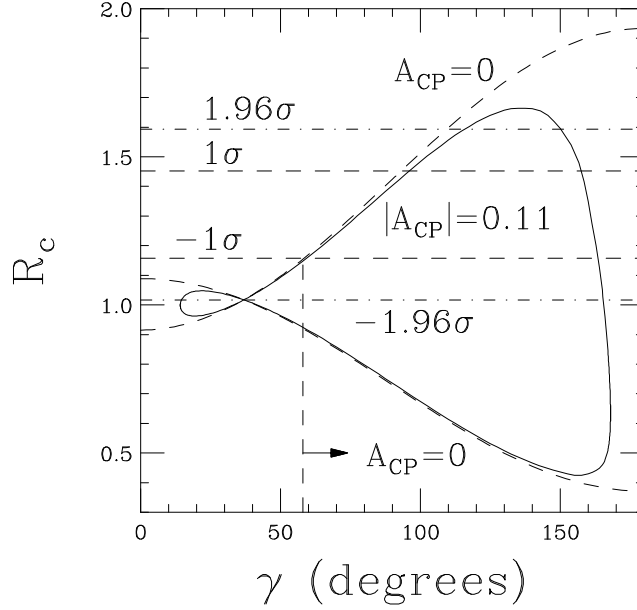


Figure 3:  $R_c$  as a function of  $\gamma$  for  $r_c = 0.22$  and  $|A_{\text{CP}}(K^+\pi^0)| = 0.11$  (solid curve) or  $A_{\text{CP}}(K^+\pi^0) = 0$  (dashed curve). Horizontal dashed lines denote  $\pm 1\sigma$  experimental limits of  $R_c$ , while dot-dashed lines denote 95% c.l. limits. The lower branches of the curves correspond to  $\cos \delta_c(\cos \gamma - \delta_{\text{EW}}) > 0$ .

### 3.2 $B^+ \rightarrow K^+\pi^0$ versus $B^+ \rightarrow K^0\pi^+$

The amplitude for  $B^+$  decays into  $|K\pi, I = 3/2\rangle$  obtains contributions from tree and electroweak penguin operators which are approximately proportional to each other [34]. The two physical amplitudes for charged  $B$  decays may be written in terms of penguin ( $P'$ ) and tree ( $T' + C'$ ) amplitudes, and the proportionality constant  $\delta_{\text{EW}} = 0.65 \pm 0.15$ ,

$$\sqrt{2}A(B^+ \rightarrow K^+\pi^0) = |P'|e^{i\delta_c} - |T' + C'|(e^{i\gamma} - \delta_{\text{EW}}), \quad (14)$$

$$-A(B^+ \rightarrow K^0\pi^+) = |P'|e^{i\delta_c}. \quad (15)$$

Denoting  $r_c \equiv |T' + C'|/|P'|$ , and defining a ratio of rates  $R_c$  and an asymmetry  $A_{\text{CP}}$ , one has

$$R_c \equiv \frac{2\overline{\Gamma}(K^\pm\pi^0)}{\overline{\Gamma}(K^0\pi^\pm)} = 1 - 2r_c \cos \delta_c (\cos \gamma - \delta_{\text{EW}}) + r_c^2 (1 - 2\delta_{\text{EW}} \cos \gamma + \delta_{\text{EW}}^2), \quad (16)$$

$$A_{\text{CP}}(K^+\pi^0) \equiv \frac{\Gamma(K^-\pi^0) - \Gamma(K^+\pi^0)}{\Gamma(K^-\pi^0) + \Gamma(K^+\pi^0)} = -2r_c \sin \delta_c \sin \gamma / R_c. \quad (17)$$

Using the ratio of branching ratios for  $B^+ \rightarrow \pi^+\pi^0$  and  $B^+ \rightarrow K^0\pi^+$ , a range of values,  $0.18 < (r_c)_{\text{th}} < 0.22$ , is obtained for the parameter  $r_c$  [35]. One then eliminates  $\delta_c$  and plots in Fig. 3 [33]  $R_c$  versus  $\gamma$  for the  $1\sigma$  allowed range [11, 16],  $|A_{\text{CP}}(K^+\pi^0)| < 0.11$ . The values  $r_c = 0.22$ ,  $\delta_{\text{EW}} = 0.80$  are used for the most conservative bounds on  $\gamma$ . We see that the  $1\sigma$  bounds [11],  $R_c = 1.31 \pm 0.15$ , already imply  $\gamma > 58^\circ$ . For  $R_c > 1$ , the constraint on  $\gamma$  is independent of the asymmetry [34]. Somewhat smaller errors in  $R_c$  are needed for useful bounds on  $\gamma$  at a 95% confidence level.

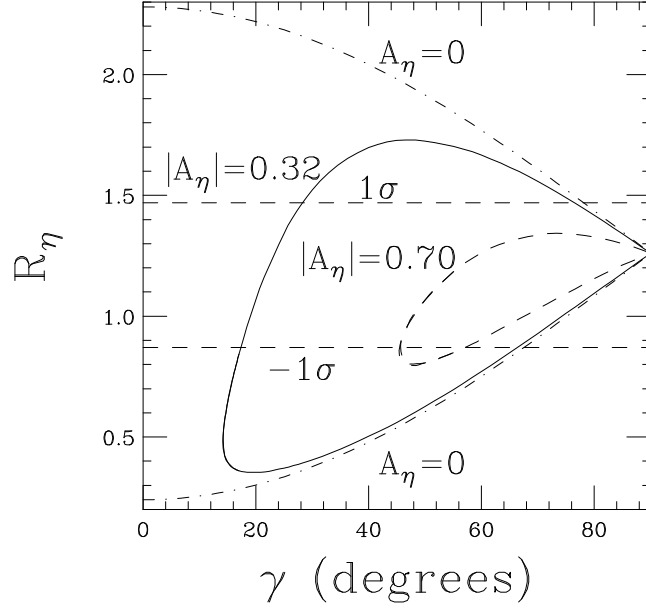


Figure 4:  $R_\eta$  as a function of  $\gamma$  for  $r_\eta = 0.51$  and  $|A_\eta| = 0.70$  (solid curve) or  $A_\eta = 0$  (dashed curve). Horizontal dashed lines denote  $\pm 1\sigma$  experimental limits of  $R_\eta$ . The upper branches of the curves correspond to  $\cos \delta_c \cos \gamma > 0$

## 4 The CP asymmetry in $B^+ \rightarrow \eta\pi^+$

$B^+$  decays into  $\eta\pi^+$  and  $\eta'\pi^+$  were anticipated to involve large CP asymmetries [36], originating in an interference of tree and penguin amplitudes with comparable magnitudes. Indeed, a recent BaBar result [37] favors a large asymmetry in  $B^+ \rightarrow \eta\pi^+$ . The  $\eta$  and  $\eta'$  correspond to octet-singlet mixtures

$$\eta = \eta_8 \cos \theta_0 + \eta_1 \sin \theta_0, \quad \eta' = -\eta_8 \sin \theta_0 + \eta_1 \cos \theta_0, \quad (18)$$

with  $\theta_0 = \sin^{-1}(1/3) = 19.5^\circ$ .

The amplitude for  $B^+ \rightarrow \eta\pi^+$ , decomposed to its flavor contributions,

$$\sqrt{3}A(B^+ \rightarrow \eta\pi^+) = |T + C|e^{i\gamma} + |P + S|e^{i\delta_c}, \quad (19)$$

contains a tree amplitude which governs  $B^+ \rightarrow \pi^+\pi^0$ ,

$$\sqrt{2}A(B^+ \rightarrow \pi^+\pi^0) = |T + C|e^{i\gamma}. \quad (20)$$

The amplitude of  $B^+ \rightarrow \eta\pi^+$  involves also the penguin amplitude  $P$  occurring in  $B \rightarrow \pi^+\pi^-$  multiplied by a factor two, and a small contribution from a new singlet term  $S$ . Denoting  $r_\eta \equiv |2P + S|/|T + C|$  and neglecting the small  $S$  term, the ratio of penguin to tree amplitudes in this process is given by [11, 38]

$$r_\eta \equiv \frac{|2P + S|}{|T + C|} \gtrsim \frac{|P|}{|T + C|} = \frac{f_\pi \tan \theta_c}{f_K} \sqrt{\frac{2\mathcal{B}(K^0\pi^+)}{\mathcal{B}(\pi^+\pi^0)}} = 0.51 \pm 0.04. \quad (21)$$

Defining a ratio of rates for the two processes,  $R_\eta$ , and an asymmetry in  $B^\pm \rightarrow \eta\pi^\pm$ ,  $A_\eta$ , one has

$$R_\eta \equiv \frac{3\overline{\Gamma}(\eta\pi^\pm)}{2\overline{\Gamma}(\pi^\pm\pi^0)} = 1 + r_\eta^2 + 2r_\eta \cos \delta_c \cos \gamma , \quad (22)$$

$$A_\eta \equiv \frac{\Gamma(\eta\pi^-) - \Gamma(\eta\pi^+)}{\Gamma(\eta\pi^-) + \Gamma(\eta\pi^+)} = -2r_\eta \sin \delta_c \sin \gamma / R_\eta . \quad (23)$$

In Fig. 4 we eliminated  $\delta_c$ ; we plot  $R_\eta$  versus  $\gamma$  for the measured  $1\sigma$  range [37],  $A_\eta = -0.51 \pm 0.19$ . The  $1\sigma$  bounds [11],  $R_\eta = 1.17 \pm 0.30$ , do not constrain  $\gamma$ . We conclude that, although a large CP asymmetry measurement is very important, by itself it would not improve present constraints on  $\gamma$ . This would require a more precise measurement of  $R_\eta$  and reducing the theoretical uncertainty in  $r_\eta$ .

## 5 $\gamma$ from $B^\pm \rightarrow DK^\pm$

A theoretically clean method for determining  $\gamma$ , which avoids uncertainties in penguin amplitudes, was proposed some time ago [39], using strangeness changing  $B$  decays to neutral charmed mesons. One makes use of an interference between tree amplitudes in decays of the type  $B^\pm \rightarrow DK^\pm$ , from  $\bar{b} \rightarrow \bar{c}u\bar{s}$  and  $\bar{b} \rightarrow \bar{u}c\bar{s}$ , for which the weak phase difference is  $\gamma$ . Several variants of this method were studied in the literature [40]. Here we will report the status of applying the original scheme [41], based on decays to  $D^0$  flavor states and  $D^0$  CP eigenstates, for which all the necessary observables were measured.

Denoting by  $r$  the ratio of amplitudes from  $\bar{b} \rightarrow \bar{u}c\bar{s}$  and  $\bar{b} \rightarrow \bar{c}u\bar{s}$ , its weak phase by  $\gamma$  and its strong phase by  $\delta$ , one finds for the two ratios of rates for even/odd CP and for flavor states,  $R_\pm$ , and for the two corresponding CP asymmetries,  $A_\pm$ , expressions as in Section III.1:

$$R_\pm = \frac{\Gamma(D_{\text{CP}\pm}^0 K^-) + \Gamma(D_{\text{CP}\pm}^0 K^+)}{\Gamma(D^0 K^-)} = 1 + r^2 \pm 2r \cos \delta \cos \gamma , \quad (24)$$

$$A_\pm = \frac{\Gamma(D_{\text{CP}\pm}^0 K^-) - \Gamma(D_{\text{CP}\pm}^0 K^+)}{\Gamma(D_{\text{CP}\pm}^0 K^-) + \Gamma(D_{\text{CP}\pm}^0 K^+)} = \pm 2r \sin \delta \sin \gamma / R_\pm . \quad (25)$$

In principle, the three independent observables determine  $r$ ,  $\delta$  and  $\gamma$ . In practice, this may be difficult if  $r$  is small. Since this ratio involves the ratio of CKM factors  $|V_{ub}^* V_{cs} / V_{cb}^* V_{us}| = 0.4-0.5$  and a probably comparable color-suppression factor [42], a crude estimate is  $r \sim 0.2$  [39].

The average values measured by the Belle and BaBar collaborations are [43]

$$R_+ = 1.09 \pm 0.16 , \quad R_- = 1.30 \pm 0.25 , \quad \text{implying } r = 0.44_{-0.24}^{+0.14} , \quad (26)$$

$$A_+ = 0.07 \pm 0.13 , \quad A_- = -0.19 \pm 0.18 , \quad \text{implying } A_{\text{ave}} = 0.11 \pm 0.11 . \quad (27)$$

In order to obtain constraints on  $\gamma$  one eliminates  $\delta$ , plotting  $R_\pm$  versus  $\gamma$  for  $r = 0.2$  and for allowed  $A_\pm$ , in complete analogy with Fig. 2. Looking at this figure which is based on somewhat more precise measurements of the corresponding ratio of rates and the asymmetry, we conclude that more precise measurements of  $R_\pm$  are needed. One advantage of  $B \rightarrow DK$  is that, since having both  $R_\pm \geq 1$  is unlikely, either  $R_+ < 1$  or  $R_- < 1$  implies a constraint  $\sin^2 \gamma < 1$ .



## 6 Conclusion and comparison with other approaches

The phases  $\alpha$  and  $\gamma$  affect direct CP asymmetries, which require interference of two amplitudes with different weak and strong phases. Strong phases cannot be calculated reliably. In  $B \rightarrow \pi^+\pi^-$ ,  $B \rightarrow K\pi$  and  $B^\pm \rightarrow DK^\pm$  ratios of interfering amplitudes are typically  $\sim 0.2 - 0.3$ , whereas in  $B^\pm \rightarrow \eta\pi^\pm$  and  $B^\pm \rightarrow \eta'\pi^\pm$  ratios of penguin-to-tree amplitudes are larger,  $\sim 0.5$  and  $\sim 1$ , respectively. These modes are therefore susceptible to large CP asymmetries.

The two  $B \rightarrow \pi^+\pi^-$  asymmetry measurements [28] should converge before drawing any conclusion about  $\alpha$ . Indirect evidence for  $B \rightarrow \pi^0\pi^0$  already exists from the two isospin related decays. A nonzero branching ratio for this decay mode is expected to be measured soon, providing a crucial step in performing a complete or a partial isospin analysis. Present experimental bounds on  $B \rightarrow K\pi$  asymmetries are quite tight and are sufficient for constraining  $\gamma$  at a high degree of confidence level, given some improvements in branching ratio measurements. Determining  $\gamma$  in  $B \rightarrow DK$  (and  $B \rightarrow DK\pi$  [41]) requires more accurate measurements of  $R_\pm$ , and would benefit from studying a variety of  $D^0$  decay modes including  $D^0 \rightarrow K_S\pi^+\pi^-$  [44], in which CP and flavor quasi-two-body states interfere.

Finally, we wish to make several comments, comparing our approach to charmless  $B$  decays with two other approaches. As we have stressed, our arguments were based primarily on flavor symmetries and SU(3) breaking factors used to obtain ratios of amplitudes. The assumption that these effects are given to first order by factorization must be checked experimentally. In the absence of such tests, one chooses values for ratios of amplitudes that imply the most conservative constraints on  $\gamma$ . One must also allow for small rescattering corrections which turn our curves into narrow bands, affecting constraints on  $\gamma$  by no more than  $5^\circ$ . Future measurements will test both the effects of SU(3) breaking and those of rescattering, thus permitting less conservative and more restrictive constraints.

Two other approaches [23, 45], which we did not discuss, attempt to calculate within QCD magnitudes and strong phases of weak hadronic  $B$  decay amplitudes. These calculations, which differ from one another in their predictions for strong phases, neglect incalculable higher order terms which may be large, and involve several phenomenological parameters depending on meson wave functions. As we have shown, knowledge of certain ratios of amplitudes suffices for constraining the weak phases. These ratios depend on SU(3) breaking factors, given in these approaches by the meson wave functions which must be determined from data. In this respect, our methods of learning weak phases are the essence of these more ambitious approaches.

## Acknowledgments

I wish to thank the Enrico Fermi Institute at the University of Chicago for its kind hospitality, and C. W. Chiang, D. London, D. Pirjol, J. L. Rosner, N. Sinha, R. Sinha and D. Wyler for collaborations on the subjects mentioned here. This work was supported in part by the United States Department of Energy through Grant No. DE FG02 90ER40560.

## References

- [1] M. Kobayashi and T. Maskawa, Prog. Theor. Phys. **49** (1973) 652.
- [2] A. B. Carter and A. I. Sanda, Phys. Rev. D **23** (1981) 1567; I. I. Bigi and A. I. Sanda, Nucl. Phys. B **193** (1981) 85.
- [3] BaBar Collaboration, B. Aubert *et al.*, Phys. Rev. Lett. **89** (2002) 201802; Belle Collaboration, K. Abe *et al.*, Phys. Rev. D **66** (2002) 071102.
- [4] W. Ford, these proceedings.
- [5] M. Gronau, Phys. Rev. Lett. **63** (1989) 1451.
- [6] D. London and R. L. Peccei, Phys. Lett. B **223** (1989) 257.
- [7] Y. Grossman and M. P. Worah, Phys. Lett. B **395** (1997) 241.
- [8] G. Hiller, these proceedings.
- [9] M. Gronau, Proceedings of the Fifth Topical Conference on the Irresistible Rise of the Standard Model, San Miniato, Italy, 21–25 Apr 1997, Nucl. Phys. Proc. Suppl. **65** (1998) 245.
- [10] Y. Grossman, Z. Ligeti, Y. Nir and H. Quinn, hep-ph/0303171; M. Gronau and J. L. Rosner, Phys. Lett. B **564** (2003) 90.
- [11] C. W. Chiang, M. Gronau and J. L. Rosner, hep-ph/0306021. This paper is an up-to-date account of branching ratio and CP asymmetry measurements for all  $B$  decays into two light charmless pseudoscalars including  $\eta$  and  $\eta'$ . Decay amplitudes are calculated in terms of graphical SU(3) amplitudes.
- [12] A. Höcker *et al.*, Eur. Phys. J. C **21** (2001) 225. Updated results may be found at <http://ckmfitter.in2p3.fr/>; H. Lacker, these proceedings.
- [13] M. Gronau and J. L. Rosner, Phys. Rev. D **66** (2002) 053003; **66** (2002) 119901(E).
- [14] M. Gronau and D. London, Phys. Rev. Lett. **65** (1990) 3381.
- [15] M. Gronau, D. Pirjol and T. M. Yan, Phys. Rev. D **60** (1999) 034021; A. J. Buras and R. Fleischer, Eur. Phys. J. C **11** (1999) 93.
- [16] M. Bona, these proceedings.
- [17] Y. Grossman and H. R. Quinn, Phys. Rev. D **58** (1998) 017504. See also J. Charles, Phys. Rev. D **59** (1999) 054007.
- [18] M. Gronau, D. London, N. Sinha and R. Sinha, Phys. Lett. B **514** (2001) 315.

- [19] LEP  $B$  Oscillation Working Group, presented at XXXVIII Rencontres de Moriond, ElectroWeak Interactions and Unified Theories, Les Arcs, France, March 15-22, 2003. See also V. Jain, these proceedings.
- [20] D. Zeppenfeld, Zeit. Phys. C **8**, 77 (1981).
- [21] M. J. Savage and M. B. Wise, Phys. Rev. D **39** (1989) 3346; **40** (1989) 3127(E).
- [22] M. Gronau, O. F. Hernández, D. London, and J. L. Rosner, Phys. Rev. D **50** (1994) 4529; Phys. Rev. D **52** (1995) 6374.
- [23] M. Beneke, G. Buchalla, M. Neubert and C. T. Sachrajda, Phys. Rev. Lett. **83** (1999) 1914; Nucl. Phys. B **606** (2001) 245.
- [24] M. Gronau and J. L. Rosner, Phys. Rev. D **65** (2002) 093012.
- [25] Z. Luo and J. L. Rosner, Phys. Rev. D **65** (2002) 054027; hep-ph/0305262.
- [26] J. Charles, Phys. Rev. D **59** (1999) 054007.
- [27] A. F. Falk, A. L. Kagan, Y. Nir and A. A. Petrov, Phys. Rev. D **57** (1998) 4290; M. Neubert, JHEP **9902** (1999) 014; M. Gronau, Phys. Lett. B **492** (2000) 297.
- [28] H. Sagawa, these proceedings.
- [29] Other studies of weak phases in  $B \rightarrow K\pi$  using flavor SU(3) include N. G. Deshpande, X. G. He, W. S. Hou and S. Pakvasa, Phys. Rev. Lett. **82** (1999) 2240; A. I. Buras and R. Fleischer, Ref. [15]; Eur. Phys. J. C **16** (2000) 97; X. G. He, C. L. Hsueh and J. Q. Shi, Phys. Rev. Lett. **84** (2000) 18.
- [30] M. Gronau and J. L. Rosner, Phys. Rev. D **57** (1998) 6843.
- [31] R. Fleischer and T. Mannel, Phys. Rev. D **57** (1998) 2752.
- [32] M. Gronau and J. L. Rosner, Phys. Rev. D **65** (2002) 013004; **65** (2002) 079901(E).
- [33] J. L. Rosner, hep/ph-0305315, talk presented at LHC 2003 Symposium, Fermilab, May 1-3, 2003.
- [34] M. Neubert and J. L. Rosner, Phys. Lett. B **441** (1998) 403; Phys. Rev. Lett. **81** (1998) 5076; M. Gronau, D. Pirjol and T. M. Yan, Phys. Rev. D **60** (1999) 034021.
- [35] M. Gronau, J. L. Rosner and D. London, Phys. Rev. Lett. **73** (1994) 21.
- [36] S. Barshay, D. Rein and L. M. Sehgal, Phys. Lett. B **259** (1991) 475; A. S. Dighe, M. Gronau and J. L. Rosner, Phys. Lett. B **367** (1996) 357; **377**, 325(E) (1996); Phys. Rev. Lett. **79** (1997) 4333; M. R. Ahmady and E. Kou, Phys. Rev. D **59** (1999) 054014.

- [37] BaBar Collaboration, B. Aubert *et al.*, hep-ex/0303039; presented at XXXVIII Rencontres de Moriond on QCD and High Energy Hadronic Interactions, March 22–29, 2003, Les Arcs, France.
- [38] The large ratio of penguin-to-tree amplitudes in  $B^+ \rightarrow \eta\pi^+$  can be argued from U-spin [11]. The corresponding ratio in  $B^+ \rightarrow \eta'\pi^+$  is about one.
- [39] M. Gronau and D. Wyler, Phys. Lett. B **265** (1991) 172; M. Gronau and D. London, Phys. Lett. B **253** (1991) 483; M. Gronau, Phys. Rev. D **58** (1998) 037301.
- [40] I. Dunietz, Phys. Lett. B **270** (1991) 75; D. Atwood, G. Eilam, M. Gronau and A. Soni, Phys. Lett. B **341** (1995) 372; D. Atwood, I. Dunietz and A. Soni, Phys. Rev. Lett. **78** (1997) 3257; Phys. Rev. D **63** (2001) 036005; B. Kayser and D. London, Phys. Rev. D **61** (2000) 116013; D. London, N. Sinha and R. Sinha, Phys. Rev. Lett. **85** (2000) 1805; Y. Grossman, Z. Ligeti and A. Soffer, Phys. Rev. D **67** (2003) 071301; R. Fleischer, Phys. Lett. B **562** (2003) 234; Nucl. Phys. B **659** (2003) 321.
- [41] M. Gronau, Phys. Lett. B **557** (2003) 198.
- [42] Belle Collaboration, K. Abe *et al.*, Phys. Rev. Lett. **88** (2002) 052002; CLEO Collaboration, T.E. Coan *et al.*, Phys. Rev. Lett. **88** (2002) 062001. BABAR Collaboration, B. Aubert *et al.*, BABAR-CONF-02/17, hep-ex/0207092.
- [43] Belle Collaboration, S. K. Swain *et al.*, hep-ex/0304032; BaBar Collaboration, B. Aubert *et al.*, hep-ex/0207087, BABAR-CONF-02/018; F. Wilson, presented at the XXXVIII Rencontres de Moriond, Ref. [19].
- [44] A. Giri, Y. Grossman, A. Soffer and J. Zupan, hep-ph/0303187; A. Bondar, private communication.
- [45] Y. Y. Keum, H. N. Li and A. I. Sanda, Phys. Lett. B **504** (2001) 6; Phys. Rev. D **63** (2001) 054008; E. Kou, these proceedings.