

KOBE-FHD-03-02
 FUT-03-01
 hep-ph/0306285

Probing Polarized Gluon Distributions through Charmed Hadron Production in Polarized pp Collisions at BNL–RHIC Energy

TOSHIYUKI MORII

Faculty of Human Development,
 Kobe University,
 Nada, Kobe 657-8501, JAPAN
 Electronic address: morii@kobe-u.ac.jp

KAZUMASA OHKUMA

Department of Management Science,
 Fukui University of Technology,
 Gakuen, Fukui, 910-8505, JAPAN
 Electronic address: ohkuma@ccmails.fukui-ut.ac.jp

ABSTRACT

In order to extract information about behavior of polarized gluons in the nucleon, charmed hadron productions, i.e. D^{*+} meson and Λ_c^+ baryon productions, are studied in polarized pp reactions at BNL-RHIC energy. For these processes, the spin correlation asymmetry A_{LL} between the target proton and the produced charmed hadron, and its statistical sensitivity δA_{LL} are calculated as functions of transverse momentum p_T and pseudo-rapidity η of the produced charmed hadron. From analyses on these processes, we find that the η distribution of A_{LL} is quite effective for distinguishing the model of polarized gluons as well as the model of spin-dependent fragmentation functions.

PACS number(s): 13.85.Ni, 13.88.+e, 14.20.Lq, 14.40.Lb,

Keywords: Proton Spin Structure, Polarized Gluon Distribution, Polarized pp Reaction, Charmed Hadron Production.

Though the proton is one of the most familiar nucleons, it is not so easy to understand the origin of its spin. About 15 years ago, the European Muon Collaboration(EMC) reported surprising data on the polarized structure function of proton $g_1^p(x, Q^2)$ [1], indicating that the spin structure of proton cannot be described by the naive quark model. Disagreement of the result extracted from the EMC data with theoretical predictions has been called the “*Proton Spin Puzzle*” which is still one of challenging themes in nuclear and particle physics [2]. According to the parton-model concept inspired with quantum chromodynamics(QCD), the proton spin satisfies the following sum rule;

$$\frac{1}{2} = \int_0^1 dx \left[\frac{1}{2} \sum_q (\Delta q(x) + \Delta \bar{q}(x)) + \Delta g(x) \right] + \langle L \rangle_{q+g} \quad (1)$$

where $\frac{1}{2}$ on the left-hand side is a spin of proton, while $\Delta q(x)$, $\Delta \bar{q}(x)$ and $\Delta g(x)$ are the spin carried by quarks, anti-quarks and gluons, respectively. In the right-hand side of eq.(1), integration is performed over all Bjorken- x region. $\langle L \rangle_{q+g}$ represents the orbital angular momentum of quarks and gluons in the proton. An important thing is to know how large each of these component is and then to understand based on QCD what the underlying dynamics of this sum rule is. Now the behavior of (valence) quarks in the proton has been considerably well understood with great efforts. However, the knowledge of gluons in the proton is still poor. Therefore, to obtain a good information about gluon polarization in the proton is very important to solve the proton spin puzzle. So far, the gluon distribution in the proton has been studied mainly through deep inelastic scattering (DIS) experiments of polarized leptons (electrons and muons) off polarized nucleons. But now we are in a new stage; the Relativistic Heavy Ion Collider (RHIC) at Brookhaven National Laboratory (BNL) which gives us another unique place for probing the proton structure via polarized proton–polarized proton scattering has started to work. For the RHIC experiment, the following processes are already proposed to study the behavior of polarized gluons in the proton [3];

- High- p_T (“prompt”) photon production, $\vec{p}\vec{p} \rightarrow \gamma X$,
- Jet production, $\vec{p}\vec{p} \rightarrow jet(s)X$,
- Heavy-flavor production, $\vec{p}\vec{p} \rightarrow c\bar{c}X, b\bar{b}X$,

where the particle with an arrow means that it is polarized.

In addition to these processes, we propose here other interesting processes, i.e. the polarized charmed hadron productions in the polarized proton–unpolarized proton collision:

$$p\vec{p} \rightarrow c\bar{c} \rightarrow \vec{D}^{*+} X, \quad (2)$$

$$p\vec{p} \rightarrow c\bar{c} \rightarrow \vec{\Lambda}_c^+ X, \quad (3)$$

by expecting that they also could be observed in the forthcoming RHIC experiment. Since the cross sections for these processes are directly proportional to the gluon distribution in the proton as described later, we can rather clearly extract information about gluon polarization by observing the spin asymmetries between the initial proton and these produced charmed hadrons.

To begin with, let us discuss what is so special about proposed processes and why they are so interesting. In general, a charm quark which is one of the constituents of charmed hadrons is dominantly produced via gluon–gluon fusion in proton–proton collisions (Fig.1), because the charm quark is not a valence constituent of the proton but in an extremely tiny component. Therefore, the cross section of charmed hadron production via charm quark fragmentation is expected to reflect an information of gluons in the initial protons. In this letter, we will focus on two kinds of charmed hadron productions; one is polarized D^{*+} meson production and another is polarized Λ_c^+ production. The reasons we focus on these hadrons are follows;

- D^{*+} meson

Since the D^{*+} meson is in the 3S_1 state in the non-relativistic quark model, the spin of D^{*+} meson is mainly carried by a charm quark and an anti-down quark whose spins are combined in parallel. Therefore, the spin direction of the D^{*+} meson and the spin direction of the constituent charm quark are expected to be same.

- Λ_c^+ baryon^{#1}

The Λ_c^+ is composed of a heavy charm quark and antisymmetrically combined light up and down quarks. Hence, the Λ_c^+ spin is basically carried by a charm quark.

In these hadron productions, we may regard the spin direction of the charmed hadron to be same as the one of the charm quark. In addition, it is expected to be very rare for a produced charm quark to change its spin direction during its decay into a charmed hadron, because the charm quark is significantly heavy. Thus, in pp collisions, spin-dependent observables for produced charmed hadrons strongly depend on the polarization of gluons in the initial proton. Therefore, observation of the polarization of the produced charmed hadron could give us a good information about polarized gluons in the proton.

To study the polarized gluon distribution in the proton, we introduce the spin correlation asymmetry between the target polarized-proton and the produced charmed hadron;

$$\begin{aligned}
A_{LL} &= \frac{d\sigma_{++} - d\sigma_{+-} + d\sigma_{--} - d\sigma_{-+}}{d\sigma_{++} + d\sigma_{+-} + d\sigma_{--} + d\sigma_{-+}} \\
&\equiv \frac{d\Delta\sigma/dX}{d\sigma/dX}, \quad (X = p_T \text{ or } \eta),
\end{aligned} \tag{4}$$

^{#1}Concerning the Λ_c^+ production, the preliminary analysis was done in ref [4]. Here we improved the same analysis by using current data and new distribution functions.

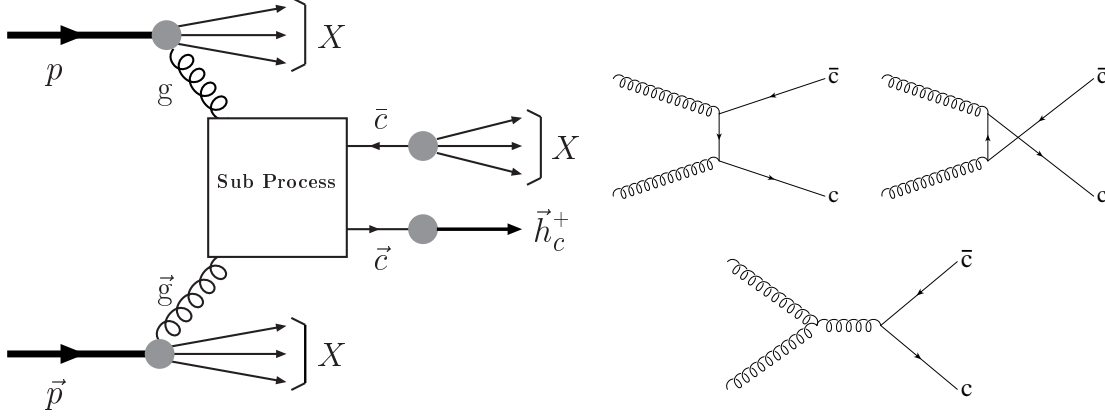


Figure 1: Diagrams for $p\bar{p} \rightarrow \vec{h}_c^+ X$ at the lowest order (left panel) and its subprocesses (right panel), where \vec{h}_c^+ stands for a positively charged and polarized charmed hadron.

where $d\sigma_{+-}$, for example, denotes the spin-dependent differential cross section with the positive helicity of the target proton and the negative helicity of the produced charmed hadron. p_T and η , which are represented by X in eq.(4), are transverse momentum and pseudo-rapidity of the produced charmed hadron, respectively.

In order to perform our analyses, we take the proton–proton center of mass system(CMS). In this system, four momentum p_i of each particle i is defined as follows; #2

$$\begin{aligned}
 p_{A/B} &= \frac{\sqrt{s}}{2} (1, \mp \beta, \mathbf{0}) , \quad \beta \equiv \sqrt{1 - \frac{4m_p^2}{s}} \\
 p_{h_c} &\equiv (E_{h_c}, p_L, \mathbf{p}_T) \\
 &= (\sqrt{m_{\Lambda_c^+}^2 + p_T^2 \cosh^2 \eta}, p_T \sinh \eta, \mathbf{p}_T), \\
 p_{a/b} &= x_{a/b} p_{A/B}, \quad p_c = \frac{p_{h_c}}{z},
 \end{aligned} \tag{5}$$

where the parameters in parentheses denote the energy, the longitudinal momentum and the transverse momentum, in this order. m_i stands for the mass of the particle i . $x_{a/b}$ and z are momentum fractions of the gluon to the proton and of the charmed hadron to the charm quark, respectively.

Moreover, according to the quark-parton model, p_T - or η -dependent differential cross section, $d\Delta\sigma/dX$, is given by, #3

$$\begin{aligned}
 \frac{d\Delta\sigma}{dX} &= \int_{Y^{\min}}^{Y^{\max}} \int_{x_b^{\min}}^1 \int_{x_a^{\min}}^1 G_{g_a/p_A}(x_a, Q^2) \Delta G_{\bar{g}_B/\bar{p}_B}(x_b, Q^2) \Delta D_{\vec{h}_c^+/\bar{c}}(z) \\
 &\quad \times \frac{d\Delta\hat{\sigma}}{d\hat{t}} J dx_a dx_b dY, \quad (X, Y = p_T \text{ or } \eta \text{ (} X \neq Y \text{)}),
 \end{aligned} \tag{6}$$

#2We define the momentum of unpolarized and polarized proton as p_A and p_B , respectively. In addition, we regard the direction of p_B as the positive z -axis.

#3In eq.(6), X means p_T or η . Thus, if X is p_T , then Y must be η , and vice versa.

where $G_{g_a/p_A}(x_a, Q^2)$ and $\Delta G_{\tilde{p}_b/\tilde{p}_B}(x_b, Q^2)$ are the unpolarized and polarized gluon distribution functions, respectively, and $\Delta D_{h_c^+/\bar{c}}(z)$ represents the spin-dependent fragmentation function of the outgoing charm quark decaying into a polarized charmed hadron. The spin-dependent differential cross section of the subprocess, $d\Delta\hat{\sigma}/d\hat{t}$, is given by ^{#4}

$$\frac{d\Delta\hat{\sigma}}{d\hat{t}} = \frac{\pi\alpha_s^2}{\hat{s}} \left[\frac{m_c^2}{24} \left\{ \frac{9\hat{t}_1 - 19\hat{u}_1}{\hat{t}_1\hat{u}_1} + \frac{8\hat{s}}{\hat{u}_1^2} \right\} + \frac{\hat{s}}{6} \left\{ \frac{\hat{t}_1 - \hat{u}_1}{\hat{t}_1\hat{u}_1} \right\} - \frac{3}{8} \left\{ \frac{2\hat{t}}{\hat{s}} + 1 \right\} \right], \quad (7)$$

and the Jacobian, J , which transforms the variables z and \hat{t} into p_T and η , is given by

$$J \equiv \frac{2s\beta p_T^2 \cosh\eta}{z\hat{s}\sqrt{m_c^2 + p_T^2 \cosh^2\eta}},$$

where we defined the following variables;

$$\hat{s} = x_a x_b s, \quad \hat{t}_1 \equiv \frac{x_b}{z} \tilde{t}, \quad \hat{u}_1 \equiv \frac{x_a}{z} \tilde{u}, \quad (8)$$

with

$$\begin{aligned} s &\equiv (p_A + p_B)^2, \\ \tilde{t} &\equiv (p_B - p_{h_c})^2 - m_p^2 - m_{h_c}^2 = -\sqrt{s} \left[\sqrt{m_{h_c}^2 + p_T^2 \cosh^2\eta} - \beta p_T \sinh\eta \right], \\ \tilde{u} &\equiv (p_A - p_{h_c})^2 - m_p^2 - m_{h_c}^2 = -\sqrt{s} \left[\sqrt{m_{h_c}^2 + p_T^2 \cosh^2\eta} + \beta p_T \sinh\eta \right]. \end{aligned}$$

In eq.(6), the minimums of x_a and x_b are given by

$$x_a^{min} = \frac{x_1}{1 - x_2}, \quad x_b^{min} = \frac{x_a x_2}{x_a - x_1} \quad (9)$$

with

$$x_1 \equiv -\frac{\tilde{t}}{s - 2m_p^2}, \quad x_2 \equiv -\frac{\tilde{u}}{s - 2m_p^2}.$$

The unpolarized differential cross section for this process is calculated by replacing spin-dependent functions $\Delta G(x)$, $\Delta D(z)$ and $\frac{d\Delta\hat{\sigma}}{d\hat{t}}$ by spin-independent ones $G(x)$, $D(z)$ and $\frac{d\hat{\sigma}}{d\hat{t}}$, respectively ^{#5} and we use it to estimate the denominator of A_{LL} .

To carry out the numerical calculation of A_{LL} , we used, as input parameters, $m_c = 1.20$ GeV, $m_p = 0.938$ GeV, $m_{D^{*+}} = 2.01$ GeV and $m_{\Lambda_c^+} = 2.28$ GeV [7]. We limited the integration region of η and p_T of the produced charmed hadron as $-1.3 \leq \eta \leq 1.3$ and $3 \text{ GeV} \leq p_T \leq 15$ (40) GeV, respectively, at $\sqrt{s} = 200$ (500) GeV for both processes of (2) and (3). The range of η and the lower limit of p_T were selected in order to get rid of the contribution to the diffractive production of the charmed hadron. The upper limit of p_T was taken for simplicity in

^{#4}These algebraic calculations are carried out using FORM [5].

^{#5}The spin-independent subprocess differential cross section $\frac{d\hat{\sigma}}{d\hat{t}}$ was given in Ref. [6]

the numerical calculation, though the kinematical maximum of p_T for produced charmed hadrons is slightly larger than 15 GeV and 40 GeV for $\sqrt{s}=200$ GeV and 500 GeV, respectively. In addition, we used the AAC [8] and GRSV01 [9] parameterization models for the polarized gluon distribution function and the GRV98 [10] model for the unpolarized one. In this work we set the scaling variable Q^2 as $Q^2 = p_T^2$. Though both AAC and GRSV01 models excellently reproduce the experimental data on the polarized structure function of nucleons $g_1(x)$, the polarized gluon distributions for those models are quite different. In other words, the data on polarized structure function of nucleons $g_1(x)$ alone are not enough to distinguish the model of gluon distributions.

Since the process is semi-inclusive, it is necessary to know the fragmentation function of a charm quark to D^{*+} or Λ_c^+ to carry out numerical calculations. For the unpolarized fragmentation function $D_{h_c/c}(z)$, we use the model proposed by Peterson et al., [7, 11]. However, since we have no data, at present, about polarized charmed hadron production, we have no information about spin-dependent fragmentation functions of a charm quark decaying into polarized charmed hadrons. Thus, we take here the following ansatz for the spin-dependent fragmentation function $\Delta D_{\bar{h}_c/\bar{c}}(z)$,

$$\Delta D_{\bar{h}_c/\bar{c}}(z) = C_{h_c/c} D_{h_c/c}(z), \quad (10)$$

where $C_{h_c/c}$ is a scale-independent spin-transfer coefficient.

In this analysis, we studied two cases:

- (A) $C_{c \rightarrow h_c^+} = 1$ (non-relativistic quark model)
- (B) $C_{c \rightarrow h_c^+} = z$ (Jet fragmentation model [12]).

As we discussed before, if the spin of the charmed hadron is same as the spin of the charm quark produced in the subprocess, the model (A) might be a reasonable scenario.

Furthermore, in order to investigate which is more optimal between p_T and η distribution, we calculate statistical sensitivities of A_{LL} for both the η and p_T distributions which are estimated by adopting the following formula [13];

$$\delta A_{LL} \simeq \frac{1}{P} \frac{1}{\sqrt{b_{h_c} \epsilon L T \sigma}}. \quad (11)$$

To numerically estimate the value of δA_{LL} , here we use following parameters: operating time; $T=100$ -day, the beam polarization; $P=70\%$, a luminosity; $L = 8 \times 10^{31}$ (2×10^{32}) $\text{cm}^{-2} \text{sec}^{-1}$ for $\sqrt{s} = 200$ (500) GeV, the trigger efficiency; $\epsilon = 10\%$ for detecting produced charmed hadron events and a branching ratio; $b_{D^{*+}} \equiv \text{Br}(D^{*+} \rightarrow D^0 \pi^+) \simeq 67\%$, $b_{\Lambda_c^+} \equiv \text{Br}(\Lambda_c^+ \rightarrow p K^- \pi^+) \simeq 5\%$ [7]. σ denotes the unpolarized cross section integrated over suitable p_T or η region.

Numerical results of $d(\Delta)\sigma/dX$ (left panel) and A_{LL} (right panel) for D^{*+} (Λ_c^+) are shown in Fig. 2 \sim Fig. 5 (Fig. 6 \sim Fig. 9). In the figures of η distributions (left panels of Figs. 3, 5, 7 and 9), the unpolarized cross section is presented with the value divided by 10 (100) for $\sqrt{s}=200$

(500) GeV. Moreover, in all these figures of p_T and η distributions of A_{LL} (right panels of Fig.2 \sim Fig.9), statistical sensitivities, δA_{LL} , are attached to the solid line of A_{LL} which were calculated for the case of the GRSV01 parametrization model of polarized gluons and the non-relativistic fragmentation model (model (A)) ^{#6}.

From these results, we see that the η distributions of A_{LL} are more effective than the p_T distributions for testing the model of not only polarized gluon distributions but also spin-dependent fragmentation functions for all cases considered here at $\sqrt{s}=200$ GeV and 500 GeV and for D^{*+} and Λ_c^+ productions, because of smaller sensitivities of η distributions than p_T distributions. Especially, as shown in the right panels of Fig. 3 and Fig. 5, η distributions of A_{LL} for D^{*+} productions are quite promising for distinguishing the model of polarized gluons as well as the model of spin-dependent fragmentation functions, though the magnitude of A_{LL} becomes smaller with increasing center of mass energy. Moreover, for Λ_c^+ productions at $\sqrt{s}=500$ GeV(right panel of Fig. 9), the η distribution might be also effective for testing those models, though the magnitude of A_{LL} is rather small. But for Λ_c^+ productions at $\sqrt{s}=200$ GeV(right panel of Fig. 7), δA_{LL} is not so small and hence it is rather difficult to clearly distinguish those models from analysis of A_{LL} . However, if a large integrated luminosity and an improved detection efficiency ϵ are obtained, this case also might be effective.

As for the p_T distribution of A_{LL} , δA_{LL} becomes rapidly larger with increasing p_T and we cannot say anything from large p_T region. However, if we consider only the small p_T region, say, $p_T < 6$ (12) GeV at $\sqrt{s}=200$ (500) GeV for D^{*+} productions and $p_T < 5$ GeV at $\sqrt{s}=500$ GeV for Λ_c^+ productions, it might be still effective, except for the case of Λ_c^+ productions at lower energies ($\sqrt{s}=200$ GeV) as shown in Fig. 6.

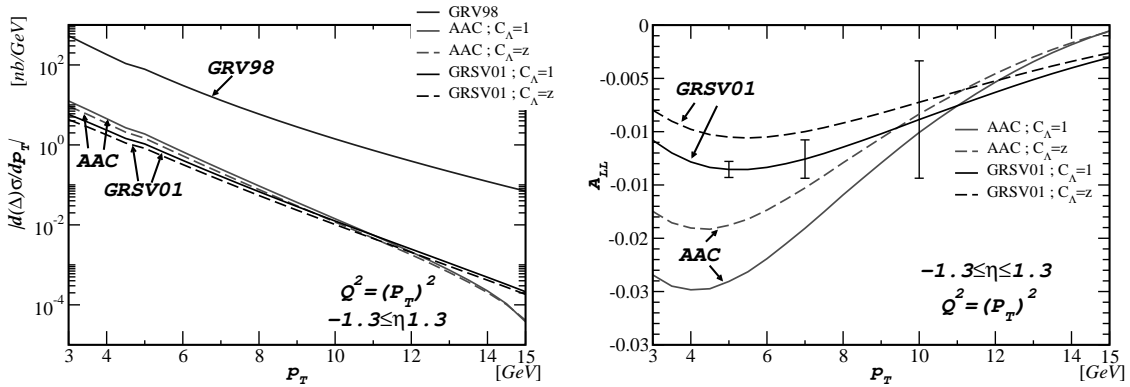


Figure 2: The cross sections (left panel) and A_{LL} (right panel) for D^{*+} productions as a function of p_T at $\sqrt{s}=200$ GeV.

^{#6}Note that as shown in eq.(11), δA_{LL} does not depend on both the model of polarized gluons and the model of fragmentation functions.

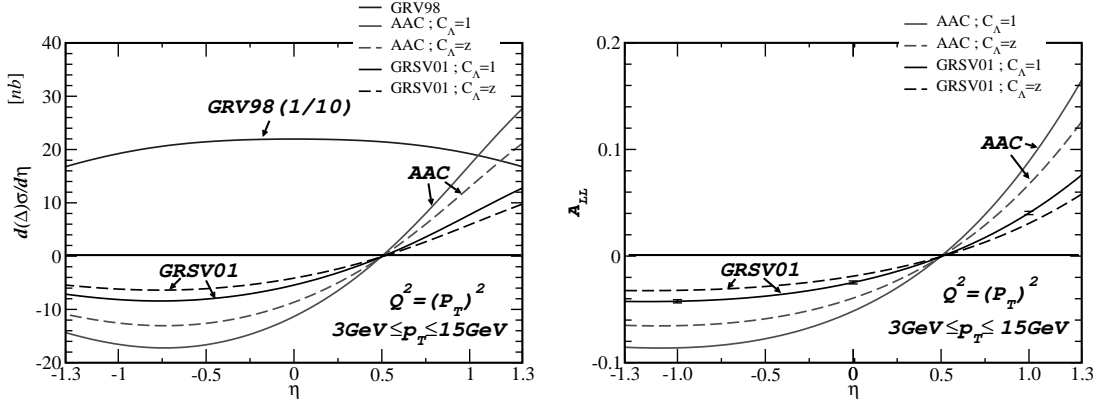


Figure 3: The cross sections (left panel) and A_{LL} (right panel) for D^{*+} productions as a function of η at $\sqrt{s}=200$ GeV. In the left panel, the unpolarized cross section is presented with the value divided by 10.

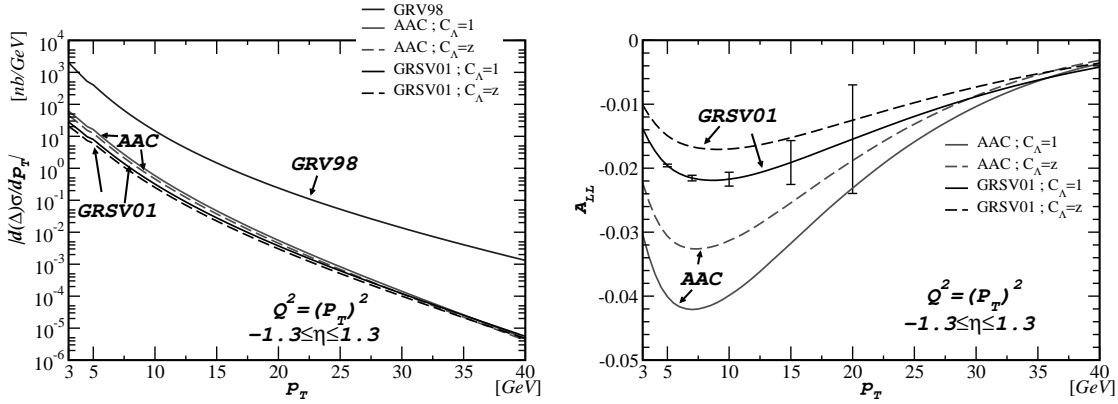


Figure 4: The cross sections (left panel) and A_{LL} (right panel) for D^{*+} productions as a function of p_T at $\sqrt{s}=500$ GeV.

In summary, in order to get information about polarized gluons in the proton which is the key to solve the proton spin puzzle, we proposed two charmed hadron production processes which will be observed in the forthcoming RHIC experiments, i.e. polarized D^{*+} meson productions and polarized Λ_c^+ baryon productions. For both processes, we calculated the spin correlation asymmetries A_{LL} between the initial proton and the produced charmed hadron as a function of p_T and η , and studied if these distributions are effective to distinguish the model of polarized gluons in the proton. We found that the η distribution of A_{LL} is more promising than the p_T distribution for testing not only the model of polarized gluons in the proton but also the model of spin-dependent fragmentation functions. However, it should be noted that the assumption on the spin-dependent fragmentation function might be somewhat too simple in the present analysis. In order to obtain more reliable prediction, further investigation on spin-dependent fragmentation

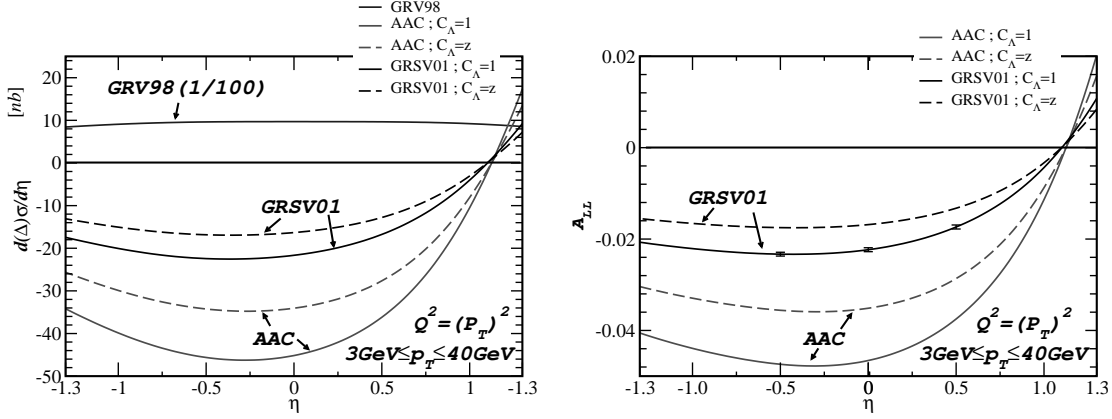


Figure 5: The cross sections (left panel) and A_{LL} (right panel) for D^{*+} productions as a function of η at $\sqrt{s}=500$ GeV. In the left panel, the unpolarized cross section is presented with the value divided by 100.

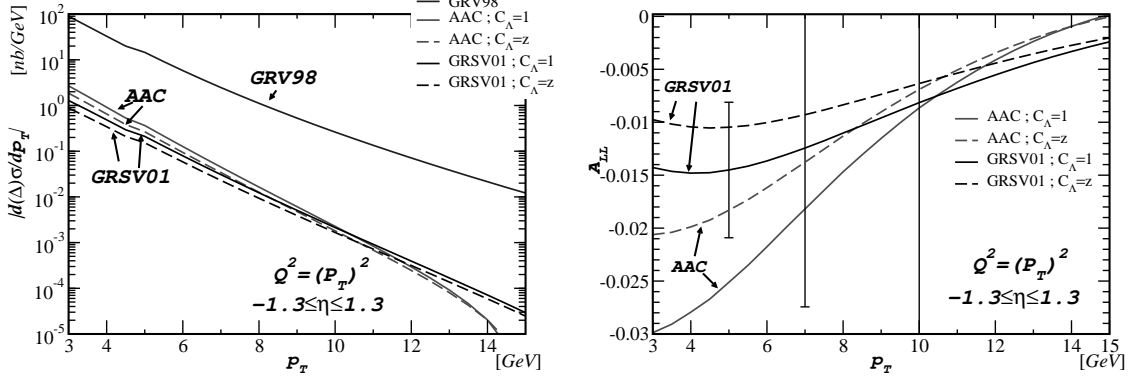


Figure 6: The cross sections (left panel) and A_{LL} (right panel) for Λ_c^+ productions as a function of p_T at $\sqrt{s}=200$ GeV.

functions is necessary.

Though the present calculation is confined to the leading order, the results are interesting and we hope that our analysis could be tested in the forthcoming RHIC experiments. We would like to thank T. Iwata for useful discussions and comments. We are very much thankful to K. Sudoh and S. Oyama for interesting discussions and advice at early stage of this work.

REFERENCES

- [1] J. Ashman *et al.* [European Muon Collaboration], Phys. Lett. **B202** (1988) 603; Nucl. Phys. **B328** (1989) 1.
- [2] For a review see:
H. Y. Cheng, Int. J. Mod. Phys. **A11** (1996) 5109;

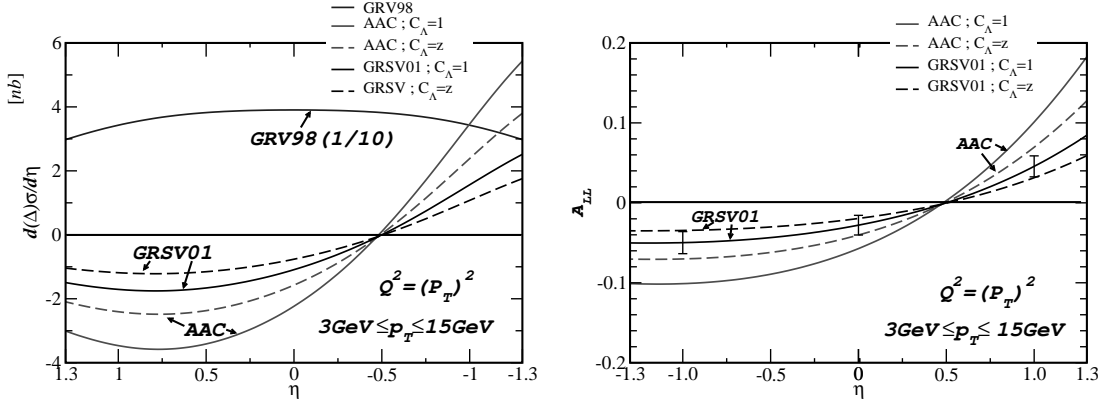


Figure 7: The cross sections (left panel) and A_{LL} (right panel) for Λ_c^+ productions as a function of η at $\sqrt{s}=200$ GeV. In the left panel, the unpolarized cross section is presented with the value divided by 10.

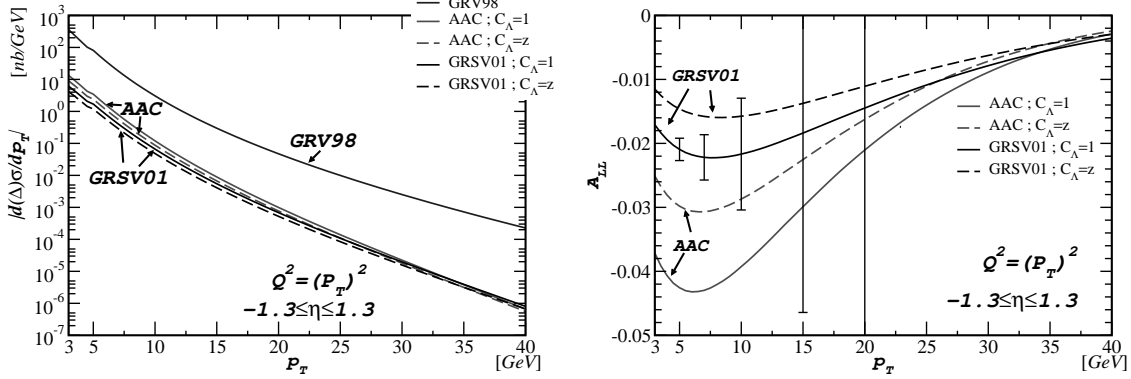


Figure 8: The cross sections (left panel) and A_{LL} (right panel) for Λ_c^+ productions as a function of p_T at $\sqrt{s}=500$ GeV.

B. Lampe and E. Reya, Phys. Rept. **332** (2000) 1;

H. Y. Cheng, Chin. J. Phys. **38** (2000) 753 [hep-ph/0002157].

[3] G. Bunce, N. Saito, J. Soffer and W. Vogelsang, Ann. Rev. Nucl. Part. Sci. **50** (2000) 525.

[4] K. Ohkuma, K. Sudoh and T. Morii, Phys. Lett. B **491** (2000) 117.

[5] J.A.M. Vermaseren "New features of FORM" math-ph/0010025.

[6] J. Babcock, D. W. Sivers and S. Wolfram, Phys. Rev. D **18**, (1978) 162.

[7] K. Hagiwara *et al.* [Particle Data Group Collaboration], Phys. Rev. D **66** (2002) 010001.

[8] Y. Goto *et al.* [Asymmetry Analysis Collaboration], Phys. Rev. D **62** (2001) 034017.

[9] M. Glück, E. Reya, M. Stratmann and W. Vogelsang, Phys. Rev. D **63** (2001) 094005.

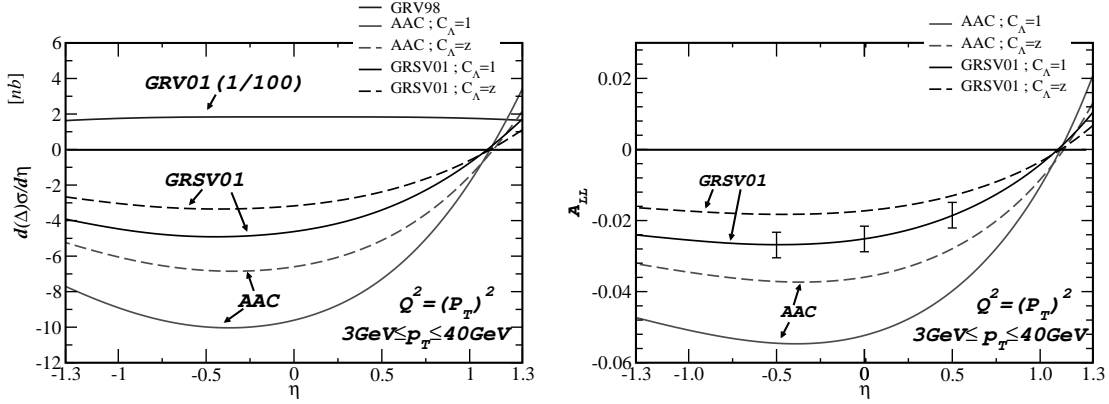


Figure 9: The cross sections (left panel) and A_{LL} (right panel) for Λ_c^+ productions as a function of η at $\sqrt{s}=500$ GeV. In the left panel, the unpolarized cross section is presented with the value divided by 100.

[10] M. Glück, E. Reya and A. Vogt, *Eur. Phys. J.* **C5** (1998) 461.

[11] C. Peterson, D. Schlatter, I. Schmitt and P. M. Zerwas, *Phys. Rev.* **D27** (1983) 105.

[12] A. Bartl, H. Fraas and W. Majerotto, *Z. Phys.* **C6** (1980) 335.

[13] D. de Florian, M. Stratmann and W. Vogelsang, *Phys. Rev. Lett.* **81** (1998) 530.