

Impact of SUSY CP Phases on Stop and Sbottom Decays in the MSSM

A. Bartl^a, S. Hesselbach^a, K. Hidaka^b, T. Kernreiter^a, W. Porod^c

^a*Institut für Theoretische Physik, Universität Wien, A-1090 Vienna, Austria*

^b*Department of Physics, Tokyo Gakugei University, Koganei, Tokyo 184-8501, Japan*

^c*Institut für Theoretische Physik, Universität Zürich, CH-8057 Zürich, Switzerland*

Abstract

We study the decays of top squarks and bottom squarks in the Minimal Supersymmetric Standard Model with complex parameters A_t , A_b and μ . In a large region of the supersymmetric parameter space the branching ratios of \tilde{t}_1 and \tilde{b}_1 show a pronounced phase dependence. This could have an important impact on the search for \tilde{t}_1 and \tilde{b}_1 at a future linear collider and on the determination of the supersymmetric parameters.

1 Introduction

So far most phenomenological studies on production and decay of supersymmetric (SUSY) particles have been performed within the Minimal Supersymmetric Standard Model (MSSM) [1] with real SUSY parameters. In this contribution we analyze the decays of \tilde{t}_1 and \tilde{b}_1 in the MSSM with complex SUSY parameters. The lighter squark mass eigenstates may be relatively light and could be thoroughly studied at an e^+e^- linear collider.

In the third generation sfermion sector the mixing between the left and right states cannot be neglected because of the effects of the large Yukawa couplings. The left-right mixing terms in the squark mass matrix depend on the higgsino mass parameter μ and the trilinear scalar couplings A_q , $q = t, b$, which may be complex in general. In mSUGRA-type models the phase φ_μ of μ turns out to be restricted by the experimental data on electron, neutron and mercury electric dipole moments (EDMs) to a range $|\varphi_\mu| \lesssim 0.1 - 0.2$ for an universal scalar mass parameter $M_0 \lesssim 400$ GeV [2, 3, 4]. However, the restriction due to the electron EDM can be circumvented if complex lepton flavour violating terms are present in the slepton sector [5]. The phases of the parameters $A_{t,b}$ are not restricted

at one-loop level by the EDM data but only at two-loop level, resulting in much weaker constraints on these phases [6].

Analyses of the decays of the 3rd generation squarks $\tilde{t}_{1,2}$ and $\tilde{b}_{1,2}$ in the MSSM with real parameters were performed in Refs. [7, 8] and phenomenological studies of production and decay of these particles at future e^+e^- colliders in Ref. [9]. A detailed study how to determine A_t and A_b in the real MSSM with help of the measured polarization of final state top quarks was performed in Ref. [10]. Recently the influence of complex phases on the phenomenology of third generation sleptons has been studied in [11].

In this article we study the effects of the complex phases of A_t , A_b and μ on the partial decay widths and branching ratios of \tilde{t}_1 and \tilde{b}_1 . We assume, that the gaugino mass parameters are real. Especially the effects of the possibly large phases of A_t and A_b can be quite strong, which would have an important impact on the search for \tilde{t}_1 and \tilde{b}_1 at a future e^+e^- linear collider.

2 \tilde{q}_L - \tilde{q}_R mixing

The left-right mixing of the stops and sbottoms is described by a hermitian 2×2 mass matrix, which in the basis $(\tilde{q}_L, \tilde{q}_R)$ reads

$$\mathcal{L}_M^{\tilde{q}} = -(\tilde{q}_L^*, \tilde{q}_R^*) \begin{pmatrix} M_{\tilde{q}LL}^2 & M_{\tilde{q}LR}^2 \\ M_{\tilde{q}RL}^2 & M_{\tilde{q}RR}^2 \end{pmatrix} \begin{pmatrix} \tilde{q}_L \\ \tilde{q}_R \end{pmatrix}, \quad (1)$$

with

$$M_{\tilde{q}LL}^2 = M_{\tilde{Q}}^2 + (T_q^3 - Q_q \sin^2 \theta_W) \cos 2\beta m_Z^2 + m_q^2, \quad (2)$$

$$M_{\tilde{q}RR}^2 = M_{\tilde{Q}'}^2 + Q_q \sin^2 \theta_W \cos 2\beta m_Z^2 + m_q^2, \quad (3)$$

$$M_{\tilde{q}RL}^2 = (M_{\tilde{q}LR}^2)^* = m_q \left(A_q - \mu^* (\tan \beta)^{-2T_q^3} \right), \quad (4)$$

where m_q , Q_q and T_q^3 are the mass, electric charge and weak isospin of the quark $q = b, t$. θ_W denotes the weak mixing angle, $\tan \beta = v_2/v_1$ with v_1 (v_2) being the vacuum expectation value of the Higgs field H_1^0 (H_2^0) and $M_{\tilde{Q}'} = M_{\tilde{D}}$ ($M_{\tilde{U}}$) for $q = b$ (t). $M_{\tilde{Q}}$, $M_{\tilde{D}}$, $M_{\tilde{U}}$, A_b and A_t are the soft SUSY-breaking parameters of the stop and sbottom system. In case of complex parameters μ and A_q the off-diagonal elements $M_{\tilde{q}RL}^2 = (M_{\tilde{q}LR}^2)^*$ are also complex with the phase

$$\varphi_{\tilde{q}} = \arg [M_{\tilde{q}RL}^2] = \arg \left[A_q - \mu^* (\tan \beta)^{-2T_q^3} \right]. \quad (5)$$

$\varphi_{\tilde{q}}$ together with the squark mixing angle $\theta_{\tilde{q}}$ fixes the mass eigenstates of the squarks

$$\tilde{q}_1 = e^{i\varphi_{\tilde{q}}} \cos \theta_{\tilde{q}} \tilde{q}_L + \sin \theta_{\tilde{q}} \tilde{q}_R, \quad (6)$$

$$\tilde{q}_2 = -\sin \theta_{\tilde{q}} \tilde{q}_L + e^{-i\varphi_{\tilde{q}}} \cos \theta_{\tilde{q}} \tilde{q}_R \quad (7)$$

with

$$\cos \theta_{\tilde{q}} = \frac{-|M_{\tilde{q}LR}^2|}{\sqrt{|M_{\tilde{q}LR}^2|^2 + (m_{\tilde{q}_1}^2 - M_{\tilde{q}LL}^2)^2}}, \quad \sin \theta_{\tilde{q}} = \frac{M_{\tilde{q}LL}^2 - m_{\tilde{q}_1}^2}{\sqrt{|M_{\tilde{q}LR}^2|^2 + (m_{\tilde{q}_1}^2 - M_{\tilde{q}LL}^2)^2}} \quad (8)$$

and the mass eigenvalues

$$m_{\tilde{q}_{1,2}}^2 = \frac{1}{2} \left((M_{\tilde{q}_{LL}}^2 + M_{\tilde{q}_{RR}}^2) \mp \sqrt{(M_{\tilde{q}_{LL}}^2 - M_{\tilde{q}_{RR}}^2)^2 + 4|M_{\tilde{q}_{LR}}^2|^2} \right). \quad (9)$$

3 Numerical results

In this section we will present numerical results for the phase dependences of the \tilde{t}_1 and \tilde{b}_1 partial decay widths and branching ratios. We calculate the partial decay widths in Born approximation. It is known that in some cases the one-loop SUSY QCD corrections are important. The analyses of [8, 12, 13] suggest that a significant part of the one-loop SUSY QCD corrections to certain \tilde{t}_1 and \tilde{b}_1 partial decay widths can be incorporated by using an appropriately corrected bottom quark mass. In this spirit we calculate the tree-level widths of the \tilde{t}_1 and \tilde{b}_1 decays by using on-shell masses for the kinematic factors, whereas we take running masses for the top and bottom quark for the Yukawa couplings. For definiteness we take $m_t^{\text{run}}(m_Z) = 150$ GeV, $m_t^{\text{on-shell}} = 175$ GeV, $m_b^{\text{run}}(m_Z) = 3$ GeV and $m_b^{\text{on-shell}} = 5$ GeV. This approach leads to an “improved” Born approximation, which takes into account an essential part of the one-loop SUSY QCD corrections to the \tilde{t}_1 and \tilde{b}_1 partial decay widths and predicts their phase dependences more accurately than the “naive” tree-level calculation.

In the numerical analysis we impose the following conditions in order to fulfill the experimental constraints: $m_{\tilde{\chi}_1^\pm} > 103$ GeV, $m_{\tilde{\chi}_1^0} > 50$ GeV, $m_{H_1} > 100$ GeV, $m_{\tilde{t}_1, \tilde{b}_1} > 100$ GeV, $m_{\tilde{t}_1, \tilde{b}_1} > m_{\tilde{\chi}_1^0}$, $\Delta\rho(\tilde{t} - \tilde{b}) < 0.0012$ [14]. We also calculate the branching ratio for $b \rightarrow s\gamma$ and compare it with the experimentally allowed range $2.0 \times 10^{-4} < B(b \rightarrow s\gamma) < 4.5 \times 10^{-4}$ [15].

First we discuss the dependence of the \tilde{t}_1 partial decay widths on φ_{A_t} and φ_μ in two scenarios inspired by the Snowmass Points and Slopes scenarios SPS 1a and SPS 4 [16]. For this we take the squark masses, the squark mixing angles, μ , $\tan\beta$ and M_2 from [16] as input and compute $|A_t|$ from this with help of eqs. (1) – (4). The relevant parameters for the determination of the partial decay widths are summarized in Table 1. Furthermore, we also look at a scenario with a light \tilde{t}_1 allowing production of this particle at a 500 GeV linear collider. When varying the phases of A_t and μ we fix three squark masses and the absolute values of the parameters at the given values, calculating $M_{\tilde{Q}}$, $M_{\tilde{U}}$ and $M_{\tilde{D}}$ accordingly. Then the fourth squark mass $m_{\tilde{b}_2}$ ($m_{\tilde{t}_2}$) in case of stop (sbottom) decays depends on the phases and varies around the given value.

In Fig. 1 we show the partial decay widths and branching ratios for $\tilde{t}_1 \rightarrow \tilde{\chi}_1^+ b$, $\tilde{t}_1 \rightarrow \tilde{\chi}_1^0 t$, $\tilde{t}_1 \rightarrow \tilde{\chi}_2^+ b$ and $\tilde{t}_1 \rightarrow \tilde{\chi}_2^0 t$ as a function of φ_{A_t} in the scenarios of Table 1 for $\varphi_{A_b} = \varphi_\mu = 0$. Fig. 1 (a) and (b) are for the SPS 1a inspired scenario. Here the partial decay widths of the chargino channels $\tilde{t}_1 \rightarrow \tilde{\chi}_{1,2}^+ b$ show a significant φ_{A_t} dependence, whereas $\tilde{t}_1 \rightarrow \tilde{\chi}_1^0 t$ has only a weak phase dependence. For $\varphi_{A_t} \approx 0, 2\pi$ the decay into $\tilde{\chi}_1^0 t$ dominates, whereas for $\varphi_{A_t} \approx \pi$ the decay into $\tilde{\chi}_1^+ b$ has the largest branching ratio. In Fig. 1 (c) and (d) we show the decays in the SPS 4 inspired scenario. Here all four partial decay widths contribute with comparable size. Again the chargino channels $\tilde{t}_1 \rightarrow \tilde{\chi}_{1,2}^+ b$ show the largest φ_{A_t} dependence. However, for $\varphi_{A_t} \approx 0, 2\pi$ the decay $\tilde{t}_1 \rightarrow \tilde{\chi}_2^0 t$ dominates. In the scenario with a light \tilde{t}_1 (Fig. 1 (e) and (f)) only the decay channels into $\tilde{\chi}_1^+$ and $\tilde{\chi}_1^0$ are open. Also

	SPS 1a	SPS 4	light \tilde{t}_1	light \tilde{b}_1
$m_{\tilde{t}_1}/\text{GeV}$	379.1	530.6	240.0	170.0
$m_{\tilde{t}_2}/\text{GeV}$	574.7	695.9	700.0	≈ 729
$m_{\tilde{b}_1}/\text{GeV}$	491.9	606.9	400.0	350.0
$m_{\tilde{b}_2}/\text{GeV}$	≈ 540	≈ 709	≈ 662	700.0
$ A_t /\text{GeV}$	465.5	498.9	600.0	600.0
$ \mu /\text{GeV}$	352.4	377.0	400.0	300.0
$\tan \beta$	10	50	6	30
M_2/GeV	192.7	233.2	135.0	200.0
m_{H^\pm}/GeV	401.8	416.3	900.0	150.0
\tilde{q} mixing	$M_{\tilde{Q}} > M_{\tilde{U}}$	$M_{\tilde{Q}} > M_{\tilde{U}}$	$M_{\tilde{Q}} > M_{\tilde{U}}$	$M_{\tilde{Q}} > M_{\tilde{D}}$

Table 1: Relevant parameters in scenarios used to discuss the stop and sbottom decays.

in this scenario $\Gamma(\tilde{t}_1 \rightarrow \tilde{\chi}_1^+ b)$ shows this clear φ_{A_t} dependence, resulting in $B(\tilde{t}_1 \rightarrow \tilde{\chi}_1^0 t)$ dominating at $\varphi_{A_t} \approx 0, 2\pi$ and $B(\tilde{t}_1 \rightarrow \tilde{\chi}_1^+ b)$ dominating at $\varphi_{A_t} \approx \pi$. The decay pattern, especially of $\tilde{t}_1 \rightarrow \tilde{\chi}_1^+ b$, can be explained in the following way: In all scenarios we have $|A_t| \gg |\mu|/\tan \beta$, therefore $\theta_{\tilde{t}}$ depends only weakly on φ_{A_t} . However, $\varphi_{\tilde{t}} \approx \varphi_{A_t}$ (see eq. (5)), which causes the clear $1 - \cos \varphi_{A_t}$ behavior of $\Gamma(\tilde{t}_1 \rightarrow \tilde{\chi}_1^+ b)$. We have calculated $B(b \rightarrow s\gamma)$ in all three scenarios. In the case of SPS 1a we obtain $B(b \rightarrow s\gamma)$ in the experimentally allowed range for $0.5\pi < \varphi_{A_t} < 1.5\pi$, whereas for $\varphi_{A_t} \approx 0, 2\pi$ it can reach values up to 5×10^{-4} . In the case of SPS 4 and the scenario with a light \tilde{t}_1 the situation is quite similar, with $B(b \rightarrow s\gamma)$ reaching values of 6.5×10^{-4} and 5.3×10^{-4} , respectively, near $\varphi_{A_t} \approx 0, 2\pi$.

In Fig. 2 (a) we show a contour plot for the branching ratio $B(\tilde{t}_1 \rightarrow \tilde{\chi}_1^0 t)$ as a function of φ_{A_t} and φ_μ for $\varphi_{A_b} = 0$ in the SPS 1a inspired scenario. The φ_{A_t} dependence is stronger than the φ_μ dependence. The reason is that these phase dependences are caused by the \tilde{t}_L - \tilde{t}_R mixing term (eq. (4)), where the φ_μ dependence is suppressed. The φ_μ dependence is somewhat more pronounced for $\varphi_{A_t} \approx 0, 2\pi$ than for $\varphi_{A_t} \approx \pi$. If the constraint $|\varphi_\mu| < 0.1 - 0.2$ from the EDM bounds has to be fulfilled, then only the corresponding bands around $\varphi_\mu = 0, \pi, 2\pi$ are allowed. $B(b \rightarrow s\gamma)$ is in agreement with the experimental range in almost the whole φ_{A_t} - φ_μ plane: only at $\varphi_{A_t} \approx 0, 2\pi$ and $\varphi_\mu \approx 0, 2\pi$ it can go up to 5×10^{-4} . In order to discuss the dependence of this branching ratio on $|A_t|$ we show in Fig. 2 (b) the contour plot of $B(\tilde{t}_1 \rightarrow \tilde{\chi}_1^0 t)$ as a function of φ_{A_t} and $|A_t|$ for $\varphi_{A_b} = \varphi_\mu = 0$ and $|A_t| = |A_b|$. Clearly, the φ_{A_t} dependence is strongest for large values of $|A_t|$. The dashed lines mark the contours of $\cos \theta_{\tilde{t}}$, which are perpendicular to the ones of $B(\tilde{t}_1 \rightarrow \tilde{\chi}_1^0 t)$ in a large domain of the parameter space. Thus a simultaneous measurement of $B(\tilde{t}_1 \rightarrow \tilde{\chi}_1^0 t)$ and $\cos \theta_{\tilde{t}}$ might be helpful to disentangle the phase of A_t from its absolute value. As an example a measurement of $B(\tilde{t}_1 \rightarrow \tilde{\chi}_1^0 t) = 0.6 \pm 0.1$ and $|\cos \theta_{\tilde{t}}| = 0.3 \pm 0.02$

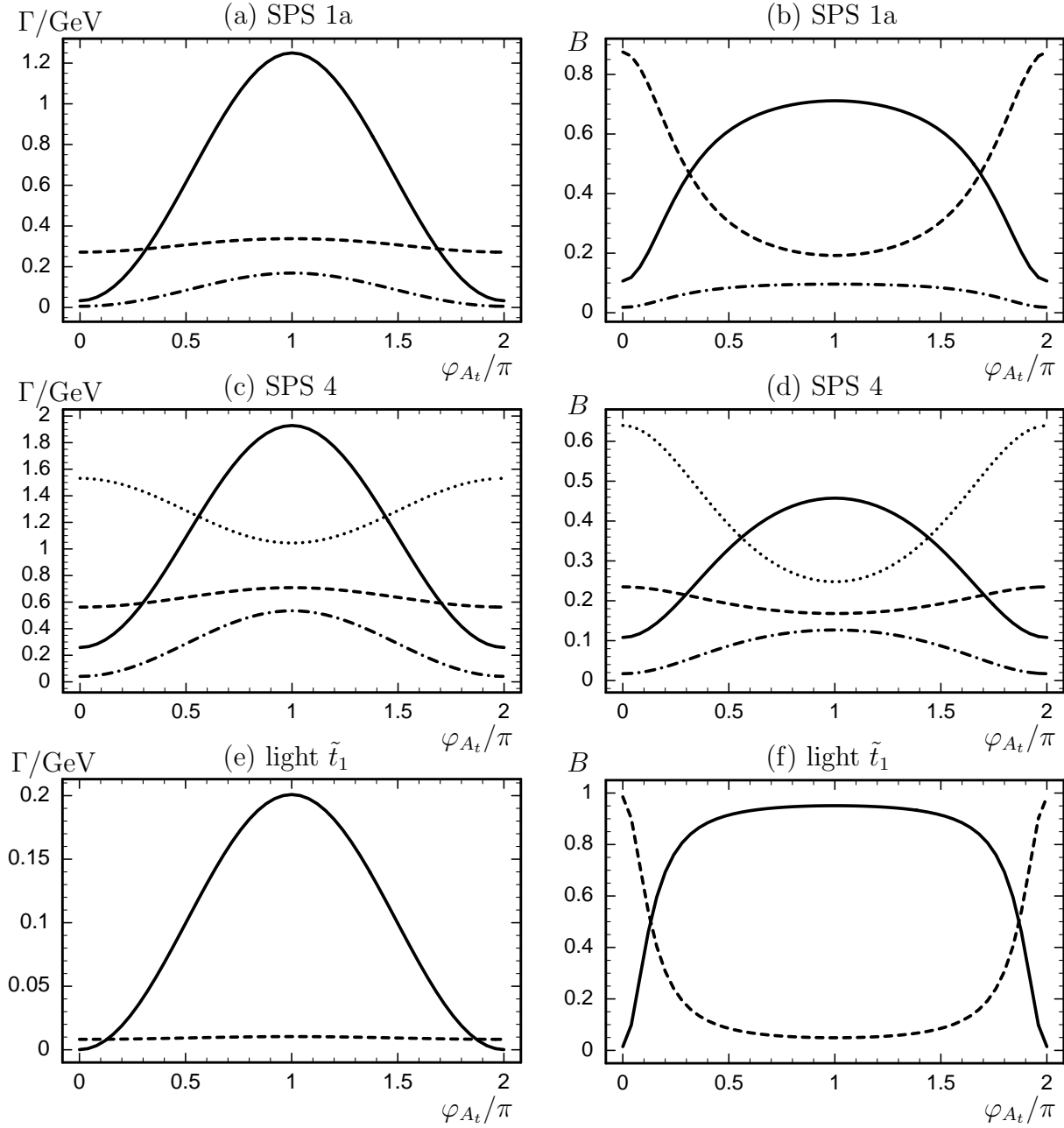


Figure 1: (a), (c), (e) Partial decay widths and (b), (d), (f) branching ratios of the decays $\tilde{t}_1 \rightarrow \tilde{\chi}_1^+ b$ (solid), $\tilde{t}_1 \rightarrow \tilde{\chi}_1^0 t$ (dashed), $\tilde{t}_1 \rightarrow \tilde{\chi}_2^+ b$ (dashdotted) and $\tilde{t}_1 \rightarrow \tilde{\chi}_2^0 t$ (dotted) in the SPS 1a and SPS 4 inspired scenarios and the scenario with a light \tilde{t}_1 defined in Table 1 for $\varphi_{A_b} = \varphi_\mu = 0$.

would allow to determine $|A_t| \approx 320$ GeV with an error $\Delta(|A_t|) \approx 20$ GeV and φ_{A_t} with a twofold ambiguity $\varphi_{A_t} \approx 0.35\pi$ or $\varphi_{A_t} \approx 1.65\pi$ with an error $\Delta(\varphi_{A_t}) \approx 0.1\pi$. $B(b \rightarrow s\gamma)$ is in agreement with the experimental range in almost the whole φ_{A_t} - $|A_t|$ plane: only at $\varphi_{A_t} \approx 0, 2\pi$ and $|A_t| \gtrsim 300$ GeV it can go up to 5×10^{-4} .

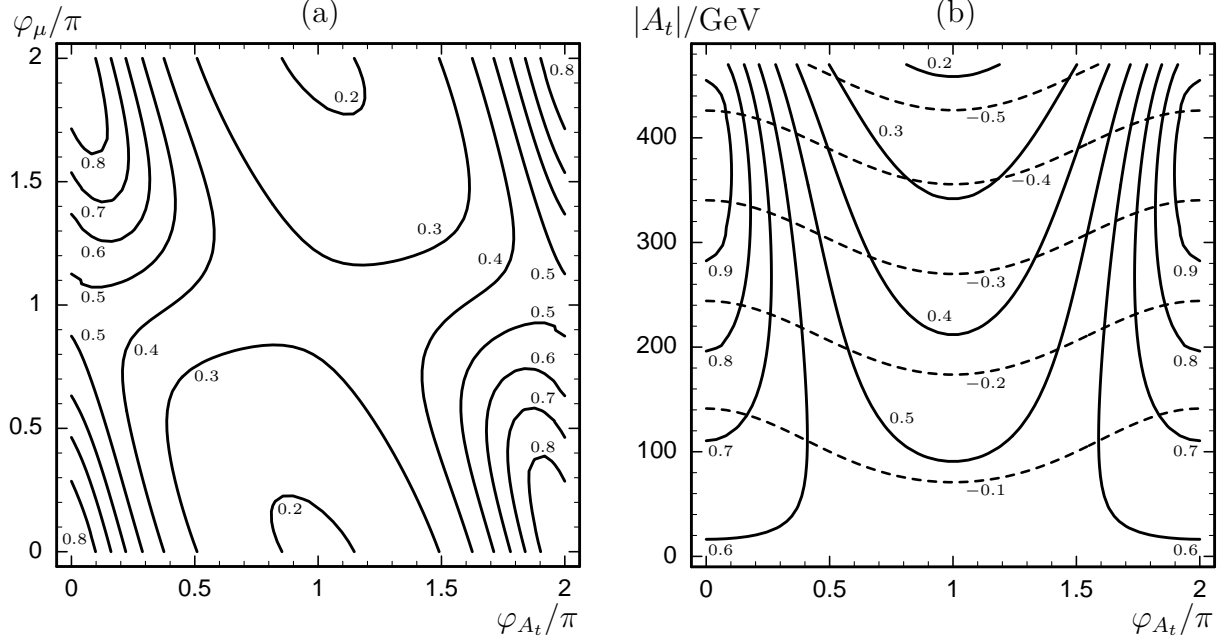


Figure 2: Contours of $B(\tilde{t}_1 \rightarrow \tilde{\chi}_1^0 t)$ in the SPS 1a inspired scenario defined in Table 1 for (a) $\varphi_{A_b} = 0$ and (b) $|A_b| = |A_t|$, $\varphi_{A_b} = \varphi_\mu = 0$. The dashed lines in (b) denote the contours of $\cos\theta_{\tilde{t}}$.

In order to discuss the decays of the \tilde{b}_1 we choose a scenario with a light \tilde{b}_1 and a light H^\pm as defined in Table 1, where the \tilde{b}_1 production at a 800 GeV linear collider is possible and the decay channel $\tilde{b}_1 \rightarrow H^- \tilde{t}_1$ is open. We fix $\tan\beta = 30$, because for small $\tan\beta$ the off-diagonal elements in the sbottom mixing matrix are too small.

We show in Fig. 3 (a) and (b) the partial decay widths and the branching ratios of $\tilde{b}_1 \rightarrow \tilde{\chi}_{1,2}^0 b$, $\tilde{b}_1 \rightarrow H^- \tilde{t}_1$ and $\tilde{b}_1 \rightarrow W^- \tilde{t}_1$ as a function of φ_{A_b} taking $|A_b| = |A_t| = 600$ GeV, $\varphi_\mu = \pi$ and $\varphi_{A_t} = \pi/4$. In the region $0.75\pi < \varphi_{A_b} < 1.75\pi$ the decay $\tilde{b}_1 \rightarrow H^- \tilde{t}_1$ dominates. The φ_{A_b} dependence of its partial decay width is due to that of the $\tilde{b}_R \tilde{t}_L H^-$ coupling term. The partial decay widths of $\tilde{b}_1 \rightarrow \tilde{\chi}_{1,2}^0 b$ are essentially φ_{A_b} independent, because the φ_{A_b} dependence of the sbottom mixing matrix elements nearly vanishes. The φ_{A_b} dependence of the branching ratios $B(\tilde{b}_1 \rightarrow \tilde{\chi}_{1,2}^0 b)$ is caused by the φ_{A_b} dependence of the total decay width. In the whole parameter range considered $B(b \rightarrow s\gamma)$ satisfies the experimental limits.

For large $\tan\beta$ one expects also a significant $|A_b|$ dependence of the partial decay width $\Gamma(\tilde{b}_1 \rightarrow H^- \tilde{t}_1)$. This can be inferred from Fig. 4 (a), where we show the contour plot of the branching ratio of $\tilde{b}_1 \rightarrow H^- \tilde{t}_1$ as a function of $|A_b|$ and φ_{A_b} , taking $|A_t| = |A_b|$, $\varphi_\mu = \pi$ and $\varphi_{A_t} = \pi/4$. The φ_{A_b} dependence is stronger for large values of $|A_b|$. Although Fig. 4 (a) is similar to Fig. 2 (b), the $|A_b|$ and φ_{A_b} dependences in Fig. 4 (a) are mainly due to the phase dependence of the $\tilde{b}_R \tilde{t}_L H^-$ coupling. The shifting of the symmetry axis

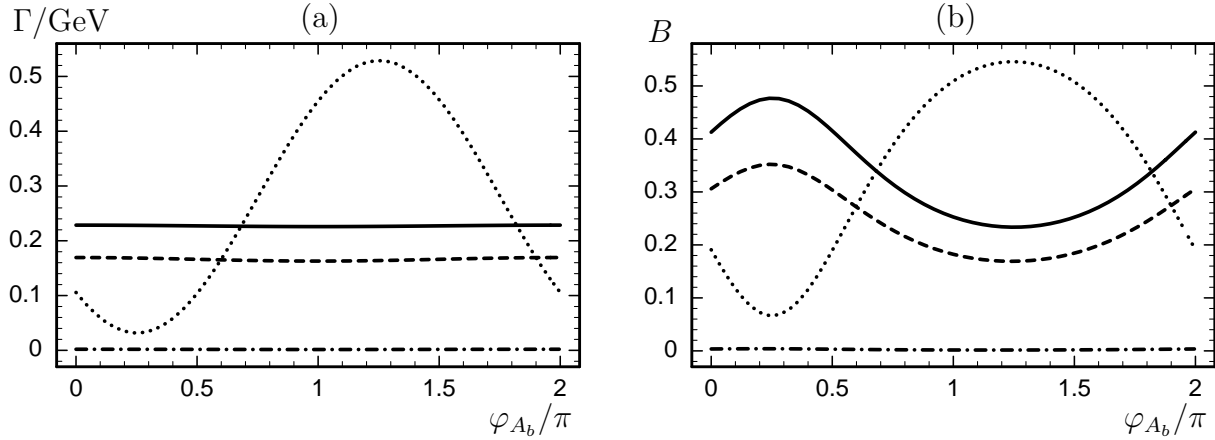


Figure 3: (a) Partial decay widths and (b) branching ratios of the decays $\tilde{b}_1 \rightarrow \tilde{\chi}_1^0 b$ (solid), $\tilde{b}_1 \rightarrow \tilde{\chi}_2^0 b$ (dashed), $\tilde{b}_1 \rightarrow H^- \tilde{t}_1$ (dotted) and $\tilde{b}_1 \rightarrow W^- \tilde{t}_1$ (dashdotted) in the scenario with a light \tilde{b}_1 defined in Table 1 for $|A_b| = |A_t| = 600$ GeV, $\varphi_\mu = \pi$ and $\varphi_{A_t} = \pi/4$.

to $\varphi_{A_b} = 1.25\pi$ is caused by the additional phase $\varphi_{A_t} = \pi/4$. Contrary to the mixing in the stop sector $\cos\theta_{\tilde{b}}$ is nearly independent of $|A_b|$ and φ_{A_b} . Therefore the knowledge of $\cos\theta_{\tilde{b}}$ does not help to disentangle the phase of A_b from its absolute value.

In Fig. 4 (b) we show the contour lines of $B(\tilde{b}_1 \rightarrow H^- \tilde{t}_1)$ as a function of φ_{A_b} and φ_{A_t} , for $|A_t| = |A_b| = 600$ GeV, $\varphi_\mu = \pi$ and the other parameters (except φ_{A_t}) as in Fig. 4 (a). As can be seen, the φ_{A_b} - φ_{A_t} correlation is quite strong. The shaded area marks the region which is experimentally excluded because of $B(b \rightarrow s\gamma) < 2.0 \times 10^{-4}$. Note, that the constraints from $B(b \rightarrow s\gamma)$ are only fulfilled for a small range of values of φ_{A_t} in the given scenario with $m_{H^\pm} = 150$ GeV.

4 Conclusion

We have shown that the effect of the CP-violating phases of the supersymmetric parameters A_t , A_b and μ on CP-conserving observables such as the branching ratios of \tilde{t}_1 and \tilde{b}_1 decays can be strong in a large region of the MSSM parameter space. Especially the branching ratios of the \tilde{t}_1 can show a pronounced dependence on φ_{A_t} in all decay channels. The dependence of the partial decay widths of the \tilde{b}_1 on φ_{A_b} are in general quite small with exception of decays into final states containing Higgs bosons. Nevertheless the resulting branching ratios show a clear phase dependence. This could have an important impact on the search for \tilde{t}_1 and \tilde{b}_1 at a future e^+e^- linear collider and on the determination of the MSSM parameters, especially of A_t and A_b which are not easily accessible otherwise.

Acknowledgements

This work is supported by the ‘Fonds zur Förderung der wissenschaftlichen Forschung’ of Austria, FWF Projects No. P13139-PHY and No. P16592-N02 and by the European Community’s Human Potential Programme under contract HPRN-CT-2000-00149. W.P.

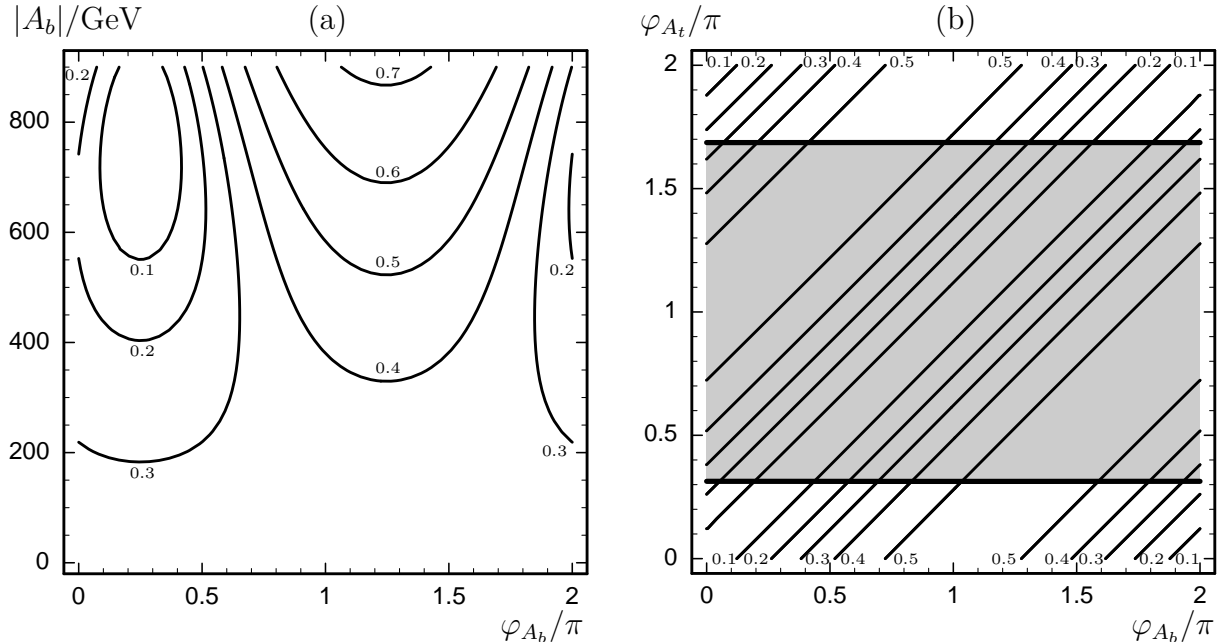


Figure 4: Contours of $B(\tilde{b}_1 \rightarrow H^- \tilde{t}_1)$ in the scenario with a light \tilde{b}_1 defined in Table 1 for (a) $|A_b| = |A_t|$, $\varphi_\mu = \pi$, $\varphi_{A_t} = \pi/4$ and (b) $|A_b| = |A_t| = 600$ GeV, $\varphi_\mu = \pi$. The shaded area marks the region, which is excluded by the experimental limit $B(b \rightarrow s\gamma) > 2.0 \times 10^{-4}$.

has been supported by the Erwin Schrödinger fellowship No. J2272 of the ‘Fonds zur Förderung der wissenschaftlichen Forschung’ of Austria and partly by the Swiss ‘Nationalfonds’.

References

- [1] H. P. Nilles, Phys. Rep. **110** (1984) 1; H. E. Haber, G. L. Kane, Phys. Rep. **117** (1985) 75.
- [2] T. Falk and K. A. Olive, Phys. Lett. B **375** (1996) 196 [arXiv:hep-ph/9602299]; Phys. Lett. B **439** (1998) 71 [arXiv:hep-ph/9806236];
T. Ibrahim and P. Nath, Phys. Lett. B **418** (1998) 98 [arXiv:hep-ph/9707409]; Phys. Rev. D **57** (1998) 478 [arXiv:hep-ph/9708456]; Phys. Rev. D **58** (1998) 111301 [arXiv:hep-ph/9807501]; Phys. Rev. D **61** (2000) 093004 [arXiv:hep-ph/9910553];
E. Accomando, R. Arnowitt and B. Dutta, Phys. Rev. D **61** (2000) 115003 [arXiv:hep-ph/9907446];
V. Barger, T. Falk, T. Han, J. Jiang, T. Li and T. Plehn, Phys. Rev. D **64** (2001) 056007 [arXiv:hep-ph/0101106];
T. Ibrahim and P. Nath, talk at 9th International Conference on Supersymmetry and Unification of Fundamental Interactions, 11–17 June 2001, Dubna, Russia, arXiv:hep-ph/0107325.

- [3] A. Bartl, T. Gajdosik, W. Porod, P. Stockinger and H. Stremnitzer, Phys. Rev. D **60** (1999) 073003 [arXiv:hep-ph/9903402];
A. Bartl, T. Gajdosik, E. Lunghi, A. Masiero, W. Porod, H. Stremnitzer and O. Vives, Phys. Rev. D **64** (2001) 076009 [arXiv:hep-ph/0103324].
- [4] S. Abel, S. Khalil and O. Lebedev, Nucl. Phys. B **606** (2001) 151 [arXiv:hep-ph/0103320].
- [5] A. Bartl, W. Majerotto, W. Porod and D. Wyler, arXiv:hep-ph/0306050.
- [6] D. Chang, W. Y. Keung and A. Pilaftsis, Phys. Rev. Lett. **82** (1999) 900 [Erratum-ibid. **83** (1999) 3972] [arXiv:hep-ph/9811202];
A. Pilaftsis, Phys. Lett. B **471** (1999) 174 [arXiv:hep-ph/9909485];
D. Chang, W. F. Chang and W. Y. Keung, Phys. Lett. B **478** (2000) 239 [arXiv:hep-ph/9910465];
A. Pilaftsis, Nucl. Phys. B **644** (2002) 263 [arXiv:hep-ph/0207277].
- [7] A. Bartl, H. Eberl, K. Hidaka, S. Kraml, T. Kon, W. Majerotto, W. Porod, Y. Yamada, Phys. Lett. B **435** (1998) 118 [arXiv:hep-ph/9804265].
- [8] K. Hidaka and A. Bartl, Phys. Lett. B **501** (2001) 78 [arXiv:hep-ph/0012021].
- [9] A. Bartl, H. Eberl, S. Kraml, W. Majerotto, W. Porod and A. Sopczak, Z. Phys. C **76** (1997) 549 [arXiv:hep-ph/9701336];
A. Bartl, H. Eberl, S. Kraml, W. Majerotto and W. Porod, Eur. Phys. J. directC **2** (2000) 6 [arXiv:hep-ph/0002115].
- [10] E. Boos, H. U. Martyn, G. Moortgat-Pick, M. Sachwitz, A. Sherstnev and P. M. Zerwas, arXiv:hep-ph/0303110.
- [11] A. Bartl, K. Hidaka, T. Kernreiter and W. Porod, Phys. Lett. B **538** (2002) 137 [arXiv:hep-ph/0204071]; Phys. Rev. D **66** (2002) 115009 [arXiv:hep-ph/0207186].
- [12] H. Eberl, K. Hidaka, S. Kraml, W. Majerotto and Y. Yamada, Phys. Rev. D **62** (2000) 055006 [arXiv:hep-ph/9912463].
- [13] M. Carena, S. Mrenna and C. E. Wagner, Phys. Rev. D **60** (1999) 075010 [arXiv:hep-ph/9808312];
M. Carena, D. Garcia, U. Nierste and C. E. Wagner, Nucl. Phys. B **577** (2000) 88 [arXiv:hep-ph/9912516];
H. E. Logan, Nucl. Phys. Proc. Suppl. **101** (2001) 279 [arXiv:hep-ph/0102029];
H. Baer, J. Ferrandis, K. Melnikov and X. Tata, Phys. Rev. D **66** (2002) 074007 [arXiv:hep-ph/0207126];
C. Pallis, arXiv:hep-ph/0304047;
S. Profumo, arXiv:hep-ph/0304071.
- [14] M. Drees and K. Hagiwara, Phys. Rev. D **42** (1990) 1709;
G. Altarelli, R. Barbieri and F. Caravaglios, Int. J. Mod. Phys. A **13** (1998) 1031

- [arXiv:hep-ph/9712368];
S. K. Kang and J. D. Kim, Phys. Rev. D **62** (2000) 071901 [arXiv:hep-ph/0008073].
- [15] K. Abe *et al.* [Belle Collaboration], Phys. Lett. B **511** (2001) 151 [arXiv:hep-ex/0103042];
S. Chen *et al.* [Cleo Collaboration], Phys. Rev. Lett. **87** (2001) 251807 [arXiv:hep-ex/0108032];
E. H. Thorndike [Cleo Collaboration], arXiv:hep-ex/0206067.
- [16] N. Ghodbane and H. U. Martyn, arXiv:hep-ph/0201233;
B. C. Allanach *et al.*, Eur. Phys. J. C **25** (2002) 113 [arXiv:hep-ph/0202233].