

RELIC NEUTRINOS: NEUTRINO PROPERTIES FROM COSMOLOGY ^a

SERGIO PASTOR

*Instituto de Física Corpuscular (CSIC-Universitat de València)
Ed. Institutos de Investigación, Apdo. 22085, E-46071 Valencia, Spain
E-mail: Sergio.Pastor@ific.uv.es*

ABSTRACT

After a short introduction on the predicted cosmic neutrino background in the universe, we review some of the cosmological bounds related to neutrinos. In particular we show how the recent data on the anisotropies of the cosmic microwave background radiation from the WMAP satellite, combined with other experimental results, can constrain the radiation content of the universal energy density and the sum of neutrino masses.

1. Introduction

Neutrinos are the second most abundant particles in the universe, with a number density comparable to that of relic photons. Therefore, the relic neutrino sea influences various cosmological situations, playing an important role that has been discussed in many papers, both to solve some cosmological problems and to put bounds on non-standard neutrino properties. These cosmological limits are alternative to the data from terrestrial neutrino experiments, in some cases the only available.

Here we review recent bounds from cosmology on the number of neutrinos (content of relativistic particles) and on the neutrino mass, in particular those that appeared after the release of the first year data of the Wilkinson Microwave Anisotropy Probe (WMAP) ¹⁾. There exist many other topics not discussed here, such as the role of massive neutrinos in leptogenesis, that can be found in the extensive review ²⁾ and in the more recent ones ^{3,4)}.

2. Standard relic neutrinos

In the early universe, at temperatures above MeV, the neutrinos were in thermal equilibrium through the standard weak interactions with other particles. Thus the distribution of neutrino momenta was a Fermi-Dirac one,

$$f_{\nu_\alpha}(p) = \left[\exp \left(\frac{p - \mu_\alpha}{T} \right) + 1 \right]^{-1} \quad (1)$$

where the energy $E \simeq p$ for neutrino masses much smaller than MeV. The μ_α 's are the chemical potentials of the different neutrino flavours, which could have been non-zero

^aInvited talk at the X Int. Workshop on Neutrino Telescopes, Venice, March 11-14, 2003.

if an asymmetry between the number of neutrinos and antineutrinos was previously created. We neglect this possibility in this section, but it will be considered later.

As the universe cools, the weak interaction rate Γ_ν falls below the expansion rate H and the neutrinos decouple from the rest of the plasma. A rough but quite good estimate can be found equating the average value of $\Gamma_\nu = \langle \sigma_\nu n_\nu \rangle$ and $H = \sqrt{8\pi\rho/3M_P^2}$, which gives $T_{\text{dec}} \simeq \mathcal{O}(\text{MeV})$. A better calculation gives $T_{\text{dec}} \simeq 2 - 3$ MeV, where the higher (lower) decoupling temperature corresponds to $\nu_{\mu,\tau}$ (ν_e). After decoupling, the collisionless neutrinos expand freely, keeping their phase-space density as in Eq. (1), since both momentum and temperature redshift identically. Finally, at temperatures of order the electron mass, the electron-positron pairs annihilate and transfer their entropy into photons but not into the decoupled neutrinos, causing the well-known difference between the temperatures of relic photons and relic neutrinos, $T_\gamma/T_\nu = (11/4)^{1/3}$ (see e.g. [5]).

Note that the relic neutrino phase-space density in Eq. (1) is that of relativistic particles (or radiation) in equilibrium, valid also for massive neutrinos when $m_\nu \gg T_\nu$. It is easy to calculate the number and energy densities of relic neutrinos at any temperature $T = T_\gamma$ below MeV. The number density per flavour is fixed by the value of the temperature,

$$n_\nu = \frac{3}{11} n_\gamma = \frac{6\zeta(3)}{11\pi^2} T^3 \quad (2)$$

while the energy density for massive neutrinos should be in principle calculated numerically, with two well-defined analytical limits,

$$\begin{aligned} \rho_\nu(m_\nu \ll T_\nu) &= \frac{7\pi^2}{120} \left(\frac{4}{11}\right)^{4/3} T^4 \\ \rho_\nu(m_\nu \gg T_\nu) &= m_\nu n_\nu \end{aligned} \quad (3)$$

Thus we see that the contribution of massive neutrinos to the energy density in the non-relativistic limit is a function of the mass (or the sum of masses if all neutrino states have $m_i \gg T_\nu$).

Relic neutrinos contribute to the relativistic energy density of the universe while $m_\nu \ll T_\nu$, fixing the expansion rate during the production of primordial abundances of light elements (Big Bang Nucleosynthesis or BBN). BBN is the last period of the universe sensitive to neutrino flavour, since electron neutrinos and antineutrinos play a direct role in the freezing of the neutron-to-proton ratio. Later cosmological stages, such as the formation of the angular fluctuations of the cosmic microwave background (CMB) and the formation of large-scale structures (LSS), are also sensitive to relativistic relic neutrinos but blind to neutrino flavour. In particular the small-scale power of the cosmic density fluctuations is modified by neutrino masses of order eV

and smaller.

3. Number of relativistic neutrino species

The energy density of the universe stored in relativistic species, ρ_r , is customarily given in terms of the so-called *effective number of relativistic neutrino species* N_{eff} (see ²⁾ for a review and references), through the relation

$$\rho_r = \rho_\gamma + \rho_\nu + \rho_x = \left[1 + \frac{7}{8} \left(\frac{4}{11} \right)^{4/3} N_{\text{eff}} \right] \rho_\gamma , \quad (4)$$

where ρ_γ is the energy density of photons, whose value today is known from the measurement of the CMB temperature. Eq. (4) can be also written as

$$N_{\text{eff}} \equiv \left(\frac{\rho_r - \rho_\gamma}{\rho_\nu^0} \right) \left(\frac{\rho_\gamma^0}{\rho_\gamma} \right) , \quad (5)$$

where ρ_ν^0 denotes the energy density of a single species of massless neutrino with an equilibrium Fermi-Dirac distribution with zero chemical potential, and ρ_γ^0 is the photon energy density in the approximation of instantaneous neutrino decoupling. The normalization of N_{eff} is such that it gives $N_{\text{eff}} = 3$ in the standard case of three flavours of massless neutrinos, again in the limit of instantaneous decoupling. In principle N_{eff} includes, in addition to the standard neutrinos, a potential contribution ρ_x from other relativistic relics such as majorons or sterile neutrinos.

It turns out that even in the standard case of three neutrino flavours the effective number of relativistic neutrino species is not exactly 3. The decoupling of neutrinos from the rest of the primordial plasma occurs not far from the e^\pm annihilations, and accurate calculations ⁶⁾ have shown that neutrinos are still slightly interacting, thus sharing a small part of the entropy release. This causes a momentum dependent distortion in the neutrino spectra from the equilibrium Fermi-Dirac behavior and a slightly smaller T/T_ν ratio. Both effects lead to a value of $N_{\text{eff}} = 3.034$. A further, though smaller, effect on T/T_ν is induced by finite temperature Quantum Electrodynamics (QED) corrections to the electromagnetic plasma. A recent combined study ⁷⁾ of the incomplete neutrino decoupling and QED corrections concluded that the total effect corresponds to $N_{\text{eff}} = 3.0395 \simeq 3.04$. Therefore we define the extra energy density in radiation form as

$$\Delta N_{\text{eff}} \equiv N_{\text{eff}} - 3.04 . \quad (6)$$

The standard value of N_{eff} corresponds to the case of massless or very light neutrinos, i.e. those with masses much smaller than 1 eV. More massive neutrinos affect the late evolution of the universe in a way that can not be parametrized with a ΔN_{eff} , as described in the next section.

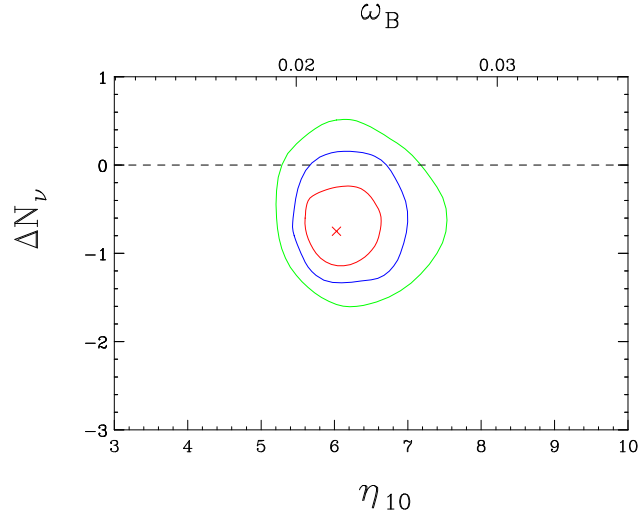


Figure 1: The 1σ , 2σ and 3σ contours in the $\eta_{10} - \Delta N_{\text{eff}}$ plane from a combination of BBN and WMAP data. Here $\omega_B = \Omega_B h^2$ and $\eta_{10} = 10^{10} \eta_B \simeq 274 \omega_B$. Figure from ref. ¹⁵⁾.

The value of ΔN_{eff} is constrained at the BBN epoch from the comparison of theoretical predictions and experimental data on the primordial abundances of light elements, which also depend on the baryon-to-photon ratio $\eta = n_B/n_\gamma$ (or baryon density). The main effect of a non-zero ΔN_{eff} is to modify the Hubble expansion rate through its contribution to the total energy density $H = \sqrt{8\pi\rho/3M_P^2}$. This in turn changes the freezing temperature of the neutron-to-proton ratio, therefore producing a different abundance of ^4He . Typically, the BBN bounds are of order $\Delta N_{\text{eff}} < 0.4 - 1$ ^{8,9,10,11)}.

The BBN bounds on ΔN_{eff} have been recently reanalyzed using as input the value of the baryon density derived from WMAP data ¹²⁾ $\eta_{\text{CMB}} = 6.14 \pm 0.25$. Hannestad ¹³⁾ finds the constraint $N_{\text{eff}} = 2.6^{+0.4}_{-0.3}$ (95% CL), in agreement with the results of refs. ^{14,15)}. The allowed regions are shown in Fig. 1, taken from ref. ¹⁵⁾. The bounds suggest that the preferred value of ΔN_{eff} is below zero, i.e. inconsistent with the standard case. However, it is probably premature to consider this a robust indication of non-standard physics, because the observational data on primordial ^4He is still dominated by systematics. It is also interesting that, since the observed primordial abundance of deuterium agrees well with the value predicted from η_{CMB} , one can now use D to obtain a limit on N_{eff} . The authors of ¹⁴⁾ found, for an averaged D abundance, the limits $1.22 < N_{\text{eff}} < 5.25$ (95% CL), in agreement with the standard prediction. In the future, improved bounds can be obtained for more precise values of η_{CMB} and the primordial abundance of D.

It is important to note that the BBN bounds on ΔN_{eff} change if the ν_e or $\bar{\nu}_e$ spectrum show deviations from the standard Fermi-Dirac form with $\mu_{\nu_e} = 0$. For details, see for instance the recent discussion in ¹⁶⁾.

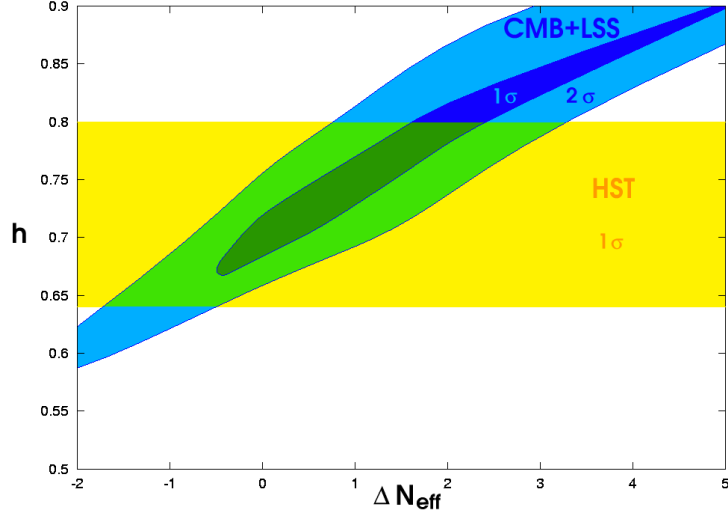


Figure 2: The two-dimensional confidence limits on $(\Delta N_{\text{eff}}, h)$, based on CMB and LSS data, at the $1\text{-}\sigma$ (dark blue) and $2\text{-}\sigma$ (light blue) levels. The superimposed yellow stripe shows the HST result. Figure from ref. 22).

Independent bounds on the radiation content of the universe at a later epoch can be extracted from the analysis of the power spectrum of CMB anisotropies. An enhanced contribution of relativistic particles delays the epoch of matter-radiation equality, which in turn increases the early integrated Sachs-Wolfe effect. Basically this leads to more power around the scale of the first CMB peak. Previous analyses found weak bounds on ΔN_{eff} 17,18,19,20), that can be significantly improved by adding priors on the age of the universe or by including supernovae and LSS data 21). Before the WMAP data, from a combination of CMB and LSS data from the PSCz redshift survey, ref. 19) found the allowed range $N_{\text{eff}} = 6^{+8}_{-4.5}$ (95% CL).

The inclusion of the WMAP data has significantly tightened the bounds, as shown in refs. 22,13). Assuming a minimal set of cosmological parameters and a flat universe, the limit is now $\Delta N_{\text{eff}} = 0.5^{+3.3}_{-2.1}$ (95% CL), a value found using data from WMAP and other CMB experiments, as well as LSS data derived from the 2dF Galaxy Redshift Survey (2dFGRS). In particular, a parameter degeneracy exists between ΔN_{eff} and the present value of the Hubble constant $h \equiv H_0/(100 \text{ km s}^{-1} \text{ Mpc}^{-1})$, which is partially removed including the results of the Hubble Space Telescope Key Project 23) (HST), $h = 0.72 \pm 0.08$ at 1σ . This degeneracy is shown in Fig. 2, taken from ref. 22) (see also 19)). In the case of a non-flat universe 24), the corresponding limit is modified to $\Delta N_{\text{eff}} = 1.1^{+2.0}_{-1.9}$.

Although the recent CMB+LSS bounds on ΔN_{eff} are not as restrictive as those from BBN, they will be significantly improved in the future with the next measurements of the CMB temperature and polarization spectra by WMAP (and those of PLANCK in the near future), as shown in several forecast analyses 25,26,27). An anal-

ysis for models without dark energy contribution ²⁵⁾ estimated that it would be possible to measure $\Delta N_{\text{eff}} \sim 0.04$, the standard value calculated with non-instantaneous neutrino decoupling. However, this is probably too optimistic, and a more recent estimate in ref. ²⁷⁾ gives $\Delta N_{\text{eff}} \sim 0.2$ with the inclusion of PLANCK data.

Many extensions of the Standard Model of particle physics predict additional relativistic degrees of freedom that will contribute to ΔN_{eff} . There exist models with 4 neutrinos which include an additional sterile neutrino in order to explain the third experimental indication of neutrino oscillations (the LSND results). It was shown in many studies (see for instance ^{28,29)}) that all four neutrino models, both of 2+2 and 3+1 type, lead to a full thermalization of the sterile neutrino before BBN, and thus to $\Delta N_{\text{eff}} \simeq 1$, a value disfavoured in the standard minimal model of BBN. Moreover, in these models there exists at least one neutrino state with mass of order 1 eV, and some of the regions of parameters are also disfavoured by the cosmological upper limit on $\sum m_\nu$, as shown in the next section.

It is also possible that the relativistic degrees of freedom at the BBN and CMB epochs differ, for instance because of particle decays which increase the photon temperature relative to the neutrino one ³⁰⁾. In some situations ΔN_{eff} can be effectively negative at BBN, such as the case of a distortion in the ν_e or $\bar{\nu}_e$ spectra ^{31,32)}, or a very low reheating scenario ³³⁾.

A non-standard case that has been considered many times in the past is the existence of relic neutrino asymmetries, namely when the number of neutrinos and antineutrinos of the same flavour is significantly different. These so-called degenerate neutrinos are described by a dimensionless chemical potential $\xi_\alpha = \mu_{\nu_\alpha}/T$, and it has been shown that the neutrino energy density always increases for any value $\xi_\alpha \neq 0$

$$\Delta N_{\text{eff}} = \frac{15}{7} \sum_{\alpha} \left[2 \left(\frac{\xi_{\alpha}}{\pi} \right)^2 + \left(\frac{\xi_{\alpha}}{\pi} \right)^4 \right] \quad (7)$$

Interestingly, some combinations of pairs $(\xi_e, \xi_{\mu,\tau})$ could still produce the primordial abundances of light elements for a larger baryon asymmetry, in the so-called degenerate BBN scenario ³⁴⁾. At the same time the weaker CMB bounds on ξ_ν are flavour blind ^{26,35)}. However, it was recently shown that for neutrino oscillation parameters in the regions favoured by atmospheric and solar neutrino data flavour equilibrium between all active neutrino species is established well before the BBN epoch ^{36,37,38)}. Thus the stringent BBN bounds on ξ_e apply to all flavours, so that the contribution of a potential relic neutrino asymmetry to ΔN_{eff} is limited to very low values. In addition, these bounds fix the value of the neutrino number density down to 1%, an important input to find an upper limit on m_ν .

4. Massive relic neutrinos

The role of neutrinos as the dark matter (DM) particles has been widely discussed

since the early 1970s. There are two facts in favour of neutrinos as DM: they definitely exist and an eV neutrino mass produces a contribution of order unity to the present energy density of the universe. This can be easily showed calculating the neutrino fraction of the critical density, $\Omega_\nu = \rho_\nu/\rho_c$. For values of neutrino masses much larger than the present cosmic temperature ($T_\gamma \sim T_\nu \approx 10^{-4}$ eV), one finds

$$\Omega_\nu h^2 = \frac{\sum_i m_{\nu_i}}{92.5 \text{ eV}} \quad (8)$$

From this relation, one gets the traditional upper limit on neutrino masses, of the order some tens of eV, using the very conservative bound $\Omega_\nu < 1$ (see ^{2,4)} for a list of references). As discussed below, much tighter constraints are found from LSS observations.

The evolution of cosmological perturbation is sensitive to the energy density of massive neutrinos. The neutrino background erases the density contrasts on wavelengths smaller than a mass-dependent free-streaming scale. Thus massive neutrinos produce a damping of the total density fluctuations on small scales, characteristic of the so-called hot dark matter (HDM) particles. In a universe dominated by HDM, the formation of structures follows a top-down scenario, where large objects such as superclusters of galaxies form first, while smaller structures like clusters and galaxies form via a fragmentation process.

In the late 1970s and early 1980s, neutrinos looked like a good DM candidate. But by the mid-1980s it was realized that HDM models were not able to explain some of the observed structures, among others the fact that galaxies seem older than clusters. The attention then turned to cold dark matter (CDM) candidates, i.e. particles which were non-relativistic at the epoch when the universe became matter-dominated, which provide excellent agreement with observations. Still in the mid-1990s it appeared that a small mixture of HDM in a universe dominated by CDM fitted better the observational data than a pure CDM model. However, within the presently favoured Λ CDM model (dominated by dark energy) there is no need for a significant contribution of HDM^b.

Nowadays we know that neutrinos can not constitute the main DM component, and the main question now is to find how large the neutrino contribution (or HDM) can be. For values of the neutrino masses of order eV, the free-streaming effect can be detectable in the linear power spectrum of LSS, reconstructed from redshift survey experiments. This effect is shown in Fig. 3, where the suppression of the mass power spectrum $P(k)$ caused by massive neutrinos was calculated for two cases with the same $\sum m_i$, and compared with the analytical approximation ⁴⁰⁾ $\Delta P(k)/P(k) \sim -8\Omega_\nu/\Omega_m$, usually quoted in the literature. Thus cosmology offers a unique opportunity to measure the absolute value of the neutrino masses.

^bFor a historical review of neutrinos as DM, see for instance ³⁹⁾.

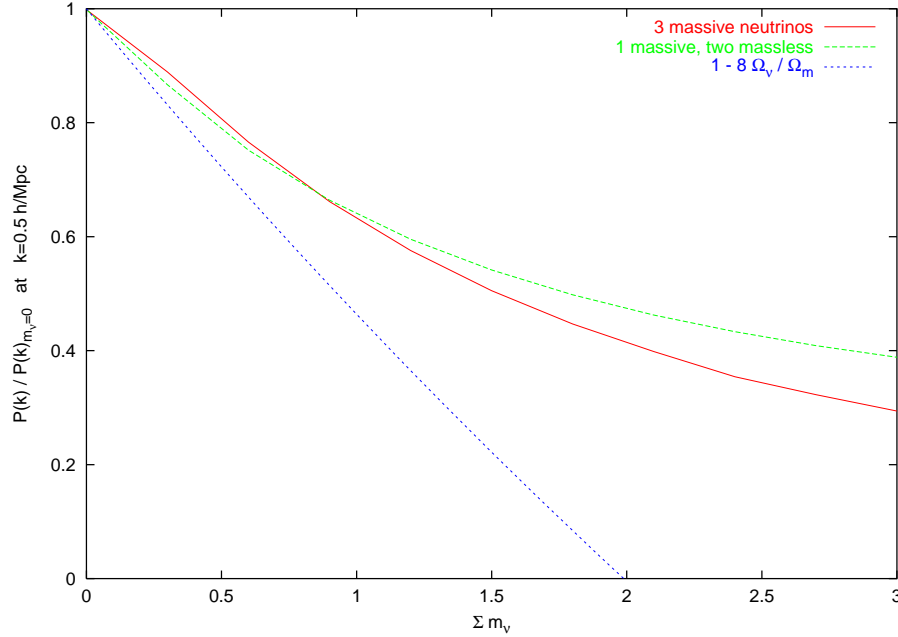


Figure 3: Ratio between the power spectrum at $k = 0.5h \text{ Mpc}^{-1}$ with and without massive neutrinos, as a function of the total mass $\sum m_\nu$ in eV when the number of massive neutrinos is either three or one. The other cosmological parameters are kept fixed and the universe is assumed to be flat. The analytical approximation often quoted in the literature is also shown (blue dashed).

The free-streaming effect is more important than the direct effect of the contribution of massive neutrinos to the energy density of the universe: different values of the neutrino density fraction Ω_ν have to be compensated by different values of the other components (cold dark matter, baryons, dark energy or eventually the curvature parameter). These changes in the cosmic balance can modify some characteristic times and scales in the history of the universe, like the time of equality between matter and radiation, or the size of the Hubble radius at photon decoupling. Neutrino mass, however, influences only slightly the spectrum of CMB anisotropies. Nevertheless, it is crucial to combine CMB and LSS observations in order to measure the neutrino mass, because CMB data give independent constraints on the cosmological parameters, and partially removes the parameter degeneracy that would arise in an analysis of the matter power spectrum only.

These effects of neutrino masses probed by CMB and LSS depend, in first approximation, on the sum of the masses $\sum m_\nu$ if all neutrino states have the same number density, that of Eq. (2). Before WMAP data, the best bound on $\sum m_\nu$ was obtained using the power spectrum of galaxy clustering from the 2dFGRS and adding other independent cosmological constraints through priors on the other parameters⁴¹⁾. The upper limit found was $\sum m_\nu < 2.2 \text{ eV}$ (95% CL).

At present, the most stringent upper limit on the sum of neutrino masses was reported by the WMAP collaboration¹²⁾, using the first-year WMAP data, CMB

data from other experiments (ACBAR and CBI), the LSS data from 2dFGRS and the matter power spectrum on small scales inferred from the Lyman α forest. The limit is $\sum m_\nu < 0.7$ eV (95% CL), approximately a factor three better than the previous 2dFGRS bound.

Two other recent analyses^{13,42)} have calculated the upper bound on $\sum m_\nu$ within a more conservative approach. In particular the Lyman α data was not used, since it has been recently pointed out that the errors were probably underestimated⁴³⁾. Hannestad also used a completely free bias parameter (which relates the matter and the galaxy correlation spectra), emphasizing the importance of the HST prior on h in constraining the neutrino mass. The upper bound found¹³⁾ is

$$\sum m_\nu < 1.0 \text{ eV (95\% CL)} \quad (9)$$

which should be considered conservative, but still dependent on the set of cosmological parameters (a minimal set) and the assumed priors (see the discussion on^{13,42)}).

It should be noted that this cosmological bound on neutrino masses is comparable and even stronger than direct terrestrial limits, presently at the eV order. A direct experimental limit on the neutrino mass comes from the experiments searching for kinematical effects on the spectrum of tritium β decay⁴⁴⁾ ($m_\nu < 2.2$ eV at 95% CL), a bound expected to be improved by the KATRIN experiment to reach 0.35 eV. A complementary bound can be put on the neutrino masses if they are Majorana particles, from the non-observation^c of neutrinoless double beta decay⁴⁶⁾.

The cosmological effect of neutrino masses is important because presently we have experimental evidences of flavour neutrino oscillations, which come from solar, atmospheric and reactor neutrino experiments (see e.g.^{47,48)}). They are sensitive to mass differences between the three neutrino mass eigenstates (m_1, m_2, m_3). Approximate 3σ ranges for the squared mass differences are $\Delta m_{\text{atm}}^2 = 1.2 - 4.8 \times 10^{-3} \text{ eV}^2$ and $\Delta m_{\text{sun}}^2 = 5.1 - 19 \times 10^{-5} \text{ eV}^2$, respectively⁴⁹⁾.

These values are perfectly compatible with a hierarchical scenario where the lightest neutrino state has $m_1 \sim 0$, $m_2 \sim (\Delta m_{\text{sun}}^2)^{1/2}$ and $m_3 \sim (\Delta m_{\text{atm}}^2)^{1/2}$ (or with an inverted hierarchy where $m_3 \sim m_2 \sim (\Delta m_{\text{atm}}^2)^{1/2}$, separated by the small Δm_{sun}^2). The largest neutrino mass would then be of the order $(\Delta m_{\text{atm}}^2)^{1/2} \sim 0.05$ eV. However, it is still possible that the three neutrino states are degenerate, with masses much larger than the differences. In such a case, $\sum_i m_i = m_1 + m_2 + m_3 \simeq 3m_0$. Cosmology is the most powerful tool for constraining the mass scale m_0 in the degenerate scenario. Applying the result from Eq. (9), we get $m_0 \leq 0.33$ eV.

At the current experimental level it is yet possible to reach the needed precision to test the non-degenerate neutrino schemes described above. However, future CMB observations by WMAP and PLANCK, among others, combined with LSS data from larger galaxy surveys will enhance the cosmological sensitivity to neutrino mass. The

^cIt has been claimed a positive evidence of neutrinoless double beta decay, criticized by other authors. For a discussion, see e.g.⁴⁵⁾.

pioneering calculation in ref. ⁴⁰⁾ found that the combination of future CMB and LSS data, and in particular the Sloan Digital Sky Survey (SDSS) will push the bound on $\sum m_\nu$ to approximately 0.3 eV.

More recently, Hannestad ⁵⁰⁾ has updated the forecast analysis and concluded that the PLANCK CMB experiment combined with the SDSS data could measure a neutrino mass of 0.12 eV at 95% CL, almost reaching the values in the hierarchical scenarios. With an order of magnitude larger survey volume than SDSS, the limit could be pushed down to 0.03 – 0.05 eV.

There exist other cosmological probes of neutrino masses that could, in the next future, reach similar sensitivities. One can use the weak gravitational lensing of background galaxies by intervening matter to probe the mass distribution of the universe. It has been estimated ^{51,52)} that a 0.1 eV sensitivity on m_ν could be reached, depending on the equation of state of dark energy. Alternatively, the authors of ref. ⁵³⁾ describe how to use the distortions of CMB temperature and polarization spectra caused by gravitation lensing to get a limit on m_ν . Their calculations show that again a ~ 0.1 eV value could be reached with PLANCK data.

The cosmological limit on neutrino masses also applies for neutrino mass schemes that explain the results of LSND, a short-baseline accelerator experiment which gives an excess of $\bar{\nu}_e$ events. These results constitute an additional evidence of flavour neutrino conversions than can be explained if $\Delta m_{\text{LSND}}^2 = 0.2 - 7 \text{ eV}^2$. The minimal way to accommodate for LSND is to include a fourth sterile neutrino, and it was shown ^{45,54)} that only the so-called 3+1 scheme, where one heavy neutrino state of mass $m_4 \simeq (\Delta m_{\text{LSND}}^2)^{1/2} \simeq \sum m_\nu$ exists, in addition to the three flavour neutrinos, is still marginally allowed. The LSND results would be checked by the ongoing MiniBoone experiment ⁵⁵⁾.

We have discussed before that the four neutrino scheme is disfavoured by BBN. In addition, shortly after the WMAP results ¹²⁾, several papers (see e.g. ^{56,57)}) emphasized that the bound $\sum m_\nu < 0.7 \text{ eV}$ was in conflict with the allowed windows for m_4 in a 3+1 scheme. We have discussed that this limit is probably too restrictive. It turns out that, in any case, this value or that in Eq. (9) can not be applied in the LSND case because it was calculated assuming three neutrinos. A calculation of the upper bound on $\sum m_\nu$ including four neutrino states was done in ref. ¹³⁾. It was found that the effect of an extra neutrino can partially compensate the effect of the neutrino mass, leading to a bound $\sum m_\nu < 1.38 \text{ eV}$ (95% CL, $N_{\text{eff}} = 4$). This value does not exclude yet the LSND windows with the lower m_4 values.

5. Conclusions

The existence of a relic neutrino sea in the universe allows us to study bounds on neutrino properties that are complementary to terrestrial experiments. We have discussed two different bounds that have been improved after the recent WMAP data,

namely those on the effective number of relativistic neutrino species and on the sum of neutrino masses. Both are nice examples of the connection between cosmology and particle physics. The bound on ΔN_{eff} restricts the existence of new relativistic particles or new decay processes beyond the Standard Model. The limit on $\sum m_\nu$ fixes the absolute neutrino mass scale, to which the current experimental evidences on flavour neutrino oscillations are not sensitive.

6. Acknowledgements

The author was supported by the Spanish grant BFM2002-00345, the ESF Network *Neutrino Astrophysics* and a Marie Curie fellowship under contract HPMFCT-2002-01831.

7. References

- 1) C.L. Bennett et al., *Astrophys. J.* (2003), in press [astro-ph/0302207].
- 2) A.D. Dolgov, *Phys. Rept.* **370** (2002) 333.
- 3) G.G. Raffelt, astro-ph/0302589.
- 4) S. Sarkar, hep-ph/0302175.
- 5) E.W. Kolb and M.S. Turner, *The Early Universe* (Addison-Wesley, 1990).
- 6) A.D. Dolgov, S.H. Hansen and D.V. Semikoz, *Nucl. Phys. B* **503** (1997) 426.
- 7) G. Mangano, G. Miele, S. Pastor and M. Peloso, *Phys. Lett. B* **534** (2002) 8.
- 8) E. Lisi, S. Sarkar and F.L. Villante, *Phys. Rev. D* **59** (1999) 123520.
- 9) S. Esposito, G. Mangano, G. Miele and O. Pisanti, *JHEP* **09** (2000) 038.
- 10) J.P. Kneller, R.J. Scherrer, G. Steigman and T.P. Walker, *Phys. Rev. D* **64** (2001) 123506.
- 11) R.H. Cyburt, B.D. Fields and K.A. Olive, *Astropart. Phys.* **17** (2002) 87.
- 12) D.N. Spergel et al., *Astrophys. J.* (2003), in press [astro-ph/0302209].
- 13) S. Hannestad, *JCAP* **05** (2003) 004.
- 14) R.H. Cyburt, B.D. Fields and K.A. Olive, astro-ph/0302431.
- 15) V. Barger et al. *Phys. Lett. B* **566** (2003) 8.
- 16) P. Di Bari, *Phys. Rev. D* **67** (2003) 127301.
- 17) G. Jungman, M. Kamionkowski, A. Kosowsky and D.N. Spergel, *Phys. Rev. D* **54** (1996) 1332.
- 18) S. Esposito et al., *Phys. Rev. D* **63** (2001) 043004.
- 19) S. Hannestad, *Phys. Rev. D* **64** (2001) 083002.
- 20) S.H. Hansen et al., *Phys. Rev. D* **65** (2002) 023511.
- 21) W. Hu, D.J. Eisenstein, M. Tegmark and M.J. White, *Phys. Rev. D* **59** (1999) 023512.
- 22) P. Crotty, J. Lesgourgues and S. Pastor, *Phys. Rev. D* (2003), in press [astro-ph/0302337].

- 23) W.L. Freedman et al., *Astrophys. J.* **553** (2001) 47.
- 24) E. Pierpaoli, *astro-ph/0302465*.
- 25) R.E. Lopez, S. Dodelson, A. Heckler and M.S. Turner, *Phys. Rev. Lett.* **82** (1999) 3952.
- 26) W.H. Kinney and A. Riotto, *Phys. Rev. Lett.* **83** (1999) 3366.
- 27) R. Bowen et al., *Mon. Not. Roy. Astron. Soc.* **334** (2002) 760.
- 28) P. Di Bari, *Phys. Rev. D* **65** (2002) 043509.
- 29) K.N. Abazajian, *Astropart. Phys.* **19** (2003) 303.
- 30) M. Kaplinghat and M.S. Turner, *Phys. Rev. Lett.* **86** (2001) 385.
- 31) A.D. Dolgov, S.H. Hansen, S. Pastor and D.V. Semikoz, *Nucl. Phys. B* **548** (1999) 385.
- 32) S.H. Hansen and F.L. Villante, *Phys. Lett. B* **486** (2000) 1.
- 33) G.F. Giudice, E.W. Kolb and A. Riotto, *Phys. Rev. D* **64** (2001) 023508.
- 34) H. Kang and G. Steigman, *Nucl. Phys. B* **372** (1992) 494.
- 35) J. Lesgourgues and S. Pastor, *Phys. Rev. D* **60** (1999) 103521.
- 36) A.D. Dolgov et al., *Nucl. Phys. B* **632** (2002) 363.
- 37) Y.Y. Wong, *Phys. Rev. D* **66** (2002) 025015.
- 38) K.N. Abazajian, J.F. Beacom and N.F. Bell, *Phys. Rev. D* **66** (2002) 013008.
- 39) J.R. Primack, *SLAC Beam Line* **31N3** (2001) 50 [*astro-ph/0112336*].
- 40) W. Hu, D.J. Eisenstein and M. Tegmark, *Phys. Rev. Lett.* **80** (1998) 5255.
- 41) Ø. Elgarøy et al., *Phys. Rev. Lett.* **89** (2002) 061301.
- 42) Ø. Elgarøy and O. Lahav, *JCAP* **04** (2003) 004.
- 43) U. Seljak, P. McDonald and A. Makarov, *Mon. Not. Roy. Astron. Soc.*, in press [*astro-ph/0302571*].
- 44) C. Weinheimer, these proceedings.
- 45) A. Strumia, these proceedings [*hep-ex/0304039*].
- 46) S.T. Petcov, these proceedings.
- 47) G.L. Fogli, these proceedings.
- 48) A. Suzuki, these proceedings.
- 49) S. Pakvasa and J.W.F. Valle, *hep-ph/0301061*.
- 50) S. Hannestad, *Phys. Rev. D* **67** (2003) 085017.
- 51) W. Hu, *Phys. Rev. D* **66** (2002) 083515.
- 52) K.N. Abazajian and S. Dodelson, *astro-ph/0212216*.
- 53) M. Kaplinghat, L. Knox and Y.S. Song, *Mon. Not. Roy. Astron. Soc.*, in press [*astro-ph/0303344*].
- 54) M. Maltoni, T. Schwetz, M.A. Tórtola and J.W.F. Valle, *Nucl. Phys. B* **643** (2002) 321.
- 55) W.C. Louis, these proceedings.
- 56) A. Pierce and H. Murayama, *hep-ph/0302131*.
- 57) C. Giunti, *hep-ph/0302173*.