

# Roper Resonance and $S_{11}(1535)$ from Lattice QCD

S.J. Dong<sup>a</sup>, T. Draper<sup>a</sup>, I. Horváth<sup>a</sup>, F.X. Lee<sup>b,c</sup>, K.F. Liu<sup>a</sup>, N. Mathur<sup>a</sup> and J.B. Zhang<sup>d</sup>

<sup>a</sup>*Dept. of Physics and Astronomy, University of Kentucky, Lexington, KY 40506*

<sup>b</sup>*Center for Nuclear Studies, Dept. of Physics, George Washington University, Washington, DC 20052*

<sup>c</sup>*Jefferson Lab, 12000 Jefferson Avenue, Newport News, VA 23606*

<sup>d</sup>*CSSM and Dept. of Physics and Mathematical Physics, University of Adelaide, Adelaide, SA 5005, Australia*

(Dated: February 8, 2020)

Using the constrained curve fitting method and overlap fermions with the lowest pion mass at 180 MeV, we observe that the masses of the first positive and negative parity excited states of the nucleon cross over as they approach the chiral limit. Both results at the physical pion mass agree with the experimental values of the Roper resonance ( $N^{1/2+}(1440)$ ) and  $S_{11}$  ( $N^{1/2-}(1535)$ ). This is seen for the first time in a lattice QCD calculation and it verifies that the Roper state is a radial excitation of the nucleon with three valence quarks. These results are obtained on a quenched  $16^3 \times 28$  lattice with  $a = 0.2$  fm. We also extract the ghost  $\eta'N$  states (a quenched artifact) which are shown to decouple from the nucleon interpolation field above  $m_\pi \sim 300$  MeV. From the quark mass dependence of these states in the chiral region, we conclude that spontaneously broken chiral symmetry dictates the dynamics of light quarks in the nucleon.

PACS numbers: 12.38.Gc, 14.20.Gk, 11.15.Ha

The Roper resonance has been studied extensively, but its status as the first excited state of the nucleon with the same quantum number is intriguing. Although awarded four stars in the Particle Data Table, it is not as easily identifiable as other resonances. It does not show up as a bump in the cross sections in various experiments; rather its existence is revealed through phase shift analysis [1, 2]. Furthermore, the theoretical situation is in a quandary. First of all, it has been noted for a long time that it is rather unusual to have the first positive parity excited state lower than the negative parity excited state which is the  $N^{1/2-}(1535)$  in the  $S_{11} \pi N$  channel. This is contrary to the excitation pattern in the meson sectors with either light or heavy quarks. This parity reversal has caused problems for the otherwise successful quark models based on  $SU(6)$  symmetry with color-spin interaction between the quarks [3] which cannot accommodate such a pattern. Realistic potential calculations with linear and Coulomb potentials [4] and the relativistic quark model [5] all predict the Roper to be  $\sim 100 - 200$  MeV above the experimental value with the negative parity state lying lower. On the other hand, the pattern of parity reversal was readily obtained in the chiral soliton model like the Skyrme model via the small oscillation approximation to  $\pi N$  scattering [6]. Although the first calculation [7] of the original skyrmion gives rise to a breathing mode which is  $\sim 200$  MeV lower than the Roper resonance, it was shown later [8] that the introduction of the sixth order term, which is the zero range approximation for the  $\omega$  meson coupling, changes the compression modulus, yielding better agreement with experiment for both the mass and width in  $\pi N$  scattering.

Since the quark potential model is based on the  $SU(6)$  symmetry with residual color-spin interaction between the quarks, whereas the chiral soliton model is based on

spontaneous broken chiral symmetry, their distinctly different predictions on the ordering of the positive and negative parity excited states may be a reflection of different dynamics as a direct consequence of the respective symmetry. This possibility has prompted the suggestion [9] that the parity reversal in the excited nucleon and  $\Delta$ , in contrast to that in the excited  $\Lambda$  spectrum, is an indication that the inter-quark interaction of the light quarks is mainly of the flavor-spin nature rather than the color-spin nature (e.g. one-gluon exchange type.) This suggestion is supported in the lattice QCD study of “Valence QCD” [10] where one finds that the hyperfine splitting between the nucleon and  $\Delta$  is largely diminished when the  $Z$ -graphs in the quark propagator are eliminated. This is an indication that the color-magnetic interaction is not the primary source of the inter-quark spin-spin interaction for light quarks. (The color-magnetic part, being spatial in origin, is unaffected by the truncation of  $Z$ -graphs in Valence QCD, which only affects the time part.) Yet, it is consistent with the Goldstone-boson-exchange picture which requires  $Z$ -graphs and leads to a flavor-spin interaction.

The failure of the  $SU(6)$  quark model to delineate the Roper and its photo-production has prompted the speculation that the Roper resonance may be a hybrid state with excited glue [11] or a  $qqqq\bar{q}$  five quark state [12]. Thus, unraveling the nature of Roper resonance has direct bearing on our understanding of the quark structure and chiral dynamics of baryons, which is one of the primary missions at labs like Jefferson Lab.

Lattice QCD is perhaps the most desirable tool to adjudicate the theoretical controversy surrounding the issue. In fact, there have been several calculations to study the positive-parity excitation of the nucleon [13, 14, 15, 16, 17, 18]. However, they have not been able to probe

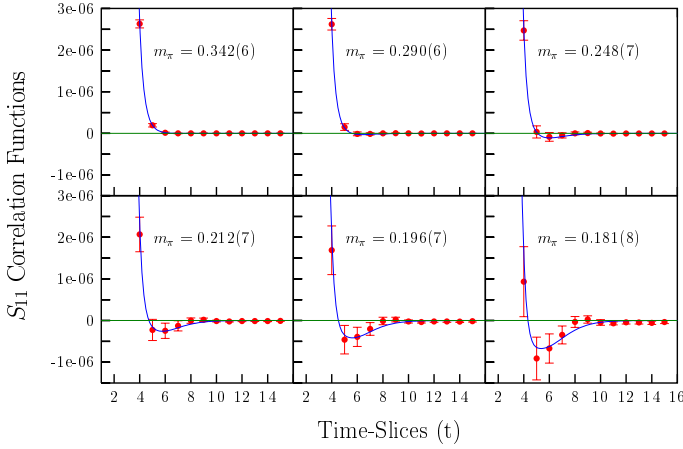


FIG. 1:  $S_{11}$  correlators for six low quark masses. Negative dip of the correlators is an indication of the domination of the ghost  $\eta'N$  state over the physical  $S_{11}$ .  $m_\pi$  are in GeV.

the relevant low quark mass region while preserving chiral symmetry at finite lattice spacing (except Ref. [14] which uses the Domain Wall fermion). We employ the overlap fermion [19] on a large lattice which admits calculations with realistically small quark masses [20] to study the chiral region. Since the controversy about the nature of Roper hinges on chiral symmetry, it is essential to have a fermion action which explicitly exhibits the correct spontaneously broken chiral symmetry.

Another difficulty of the calculation of the excited states in lattice QCD is that the conventional two-exponential fits are not reliable. Facing the uncertainty of the fitting procedure for the excited state, it has been suggested to use a non-standard nucleon interpolating field which vanishes in the non-relativistic limit [13, 14, 15, 16, 17], in the hope that it may have negligible overlap with the nucleon so that the Roper state can be seen more readily. However, the lowest state calculated with this interpolation field (2.2 GeV) [13, 14, 15, 16, 17] is much higher than the Roper state. Employing the maximum entropy method allows one to study the nucleon and its radial excitation with the standard nucleon interpolation field [18]. However, with the pion mass at  $\sim 600$  MeV, the nucleon radial excitation is still too high ( $\sim 2$  GeV). In order to have a reliable prediction of the excited state in lattice QCD calculations by way of addressing the above mentioned difficulties, we implement constrained curve fitting based on an empirical Bayes method. It has been advocated [21, 22] recently as a powerful tool which utilizes more data points while better controlling the systematics.

Since we adopt the quenched approximation, we should mention that there are quenched artifacts. Due to the absence of quark loops in quenched QCD, the would-be  $\eta'$  propagator involves only double  $\eta$  poles in hairpin diagrams. This leads to quenched chiral logs in hadron masses which are clearly observed and extracted from our recent lattice calculation of pion and nucleon masses [23]. Another quenched artifact is the contribution of ghost

states in the hadron correlators. As first observed in the  $a_0$  meson channel [24], the ghost  $S$ -wave  $\eta'\pi$  state lies lower than  $a_0$  for small quark mass. There is a similar situation with the excited state of the nucleon where the  $P$ -wave  $\eta'N$  appears in the vicinity of the Roper. Since this is not clearly exhibited in the nucleon correlator where the nucleon is the lowest state in the channel and dominates the long-time behavior of the correlator, we can look at the parity partner of the nucleon ( $N^{\frac{1}{2}-}$  or  $S_{11}$ ) with  $I = 1/2$ . There, the lowest  $S$ -wave  $\eta'N$  state with a mass close to the sum of the pion and nucleon masses can be lower than  $S_{11}$  for sufficiently low quark mass. Since the  $\eta - \eta$  coupling in the hairpin diagram is negative [24], one expects that the  $S_{11}$  correlator will turn negative at larger time separations as is in the case of the  $a_0$  [24]. In Fig. 1, we show the  $S_{11}$  correlators for 6 low quark cases with pion mass from  $m_\pi = 181(8)$  MeV to  $m_\pi = 342(6)$  MeV. We see that for pion mass lower than 248(7) MeV, the  $S_{11}$  correlator starts to develop a negative dip at time slices beyond 4, and it is progressively more negative for smaller quark masses. This is a clear indication that the ghost  $\eta'N$  state in the  $S$ -wave is dominating the correlator over the physical  $S_{11}$  which lies higher in mass.

One can calculate the one-loop hairpin diagram on a  $L^3 \times T$  lattice which gives the following contribution to the zero-momentum nucleon correlator for the  $P$ -wave would-be  $\eta'$  loop

$$\Delta G_{NN}(t) = -m_0^2 \frac{|Z|^2 T}{16L^3} \sum_{\vec{p}} \frac{E_N + E_\pi + m_N}{E_N^2 E_\pi^3} \times \frac{\vec{p}^2}{m_N^2} (1 + E_\pi t) e^{-(E_N + E_\pi)t}. \quad (1)$$

Here  $-m_0^2$  is the coupling between the would-be Goldstone bosons. A similar contribution can be calculated for the  $S$ -wave would-be  $\eta'$  loop in the  $S_{11}$  channel. However, this is not adequate to be used in the fitting because there is an interaction between the would-be  $\eta'$  and the nucleon which can be appreciable. Instead of modeling it with the re-summation of the hairpin diagram, as is done for the  $a_0$  meson [24], we shall introduce these ghost states which are in the vicinity of the Roper and  $S_{11}$  with the form  $W(1 + E_\pi t)e^{-m_{\eta'N}t}$ , where the weight  $W$  is constrained to be negative and the  $(1 + E_\pi t)$  pre-factor is preserved to reflect the double-pole nature of the hairpin diagram. We fit  $m_{\eta'N}$ , the mass of the interacting would-be  $\eta'$  and  $N$  state. Since we work in a finite box, the  $\eta'N$  states are discrete and they will be constrained to be near the energy of the two non-interacting particles, each with  $E = \sqrt{m^2 + \sum_i (\frac{2\pi p_i}{L})^2}$  for the discrete  $p_i = \frac{2\pi n}{L}$ ,  $n = 0, \pm 1, \dots$

With a constrained-curve fitting method [22], we develop an adaptive sequential way of extracting the priors from data at a smaller volume, i.e.  $12^3 \times 28$ . We fit the

ground state first over a few large-time slices, and then use the fitted values as priors to constrain the ground state in a subsequent fit (which includes a few earlier time slices) of the first excited state. We include the next excited states, one by one, constraining all previously fitted states to their most recently fitted values. For each new fit, we add a few more earlier time slices (typically two) and two parameters, the next excited state's mass and weight  $W$  (the pre-factor for the exponential time dependence  $e^{-mt}$ ). When the time slices are exhausted, we use the resultant fit parameters as priors for a standard constrained-curve fit of the correlator on the larger  $16^3 \times 28$  lattice. For the  $\eta'N$  state, we make an appropriate adjustment to priors for  $E_{\eta'N}$  and  $E_\pi$  due to the fact that the discrete momentum is inversely proportional to the spatial lattice size  $L$ . We find that the constraint to make  $W$  negative is crucial to obtain a fit with acceptable  $\chi^2$ , especially for the case of the nucleon correlator where the Roper and the first  $\eta'N$  state are nearly degenerate.

We shall report our results on  $16^3 \times 28$  and  $12^3 \times 28$  lattices with quenched Iwasaki gauge action and overlap fermions with a lattice spacing  $a = 0.200(3)$  fm determined from  $f_\pi(m_\pi)$ . This makes our lattice sizes as large as 3.2 fm and 2.4 fm. At our lowest pion mass at 181(8) MeV, the finite volume error is estimated to be  $\sim 2.7\%$  [23]. We first present the Roper and  $S_{11}$  masses for the  $16^3 \times 28$  lattice with their associated ghost  $\eta'N$  states in the  $P$ -wave and  $S$ -wave respectively. They are plotted as a function of  $m_\pi^2$  in Fig. 2. We see in Fig. 2 (left) that the  $\eta'N$  state ( $p = 2\pi/L$ ) and the Roper are nearly degenerate; they are resolved when the weight for the  $\eta'N$  is constrained to be negative. Fig. 2 (right) shows that the  $p = 0$   $S$ -wave  $\eta'N$  lies lower than  $S_{11}$ , and below  $m_\pi \sim 316$  MeV the  $p = 2\pi/L$   $\eta'N$  state also becomes lower than  $S_{11}$ . The dashed line in Fig. 2 (left) is the mass for the non-interacting would-be  $\eta'$  and  $N$  which lies below the fit of the  $\eta'N$  state. This shows that there is a repulsive interaction of about 50 – 80 MeV between the would-be  $\eta'$  and  $N$  in the  $P$ -wave. The corresponding non-interacting  $\eta'N$  states represented by the solid line ( $p = 0$ ) and the dashed line ( $p = 2\pi/L$ ) in

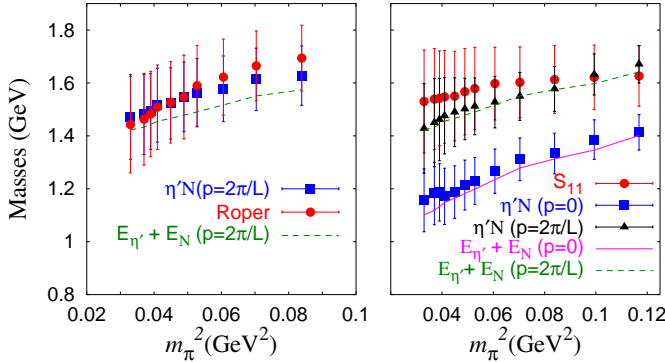


FIG. 2: Roper (left) and  $S_{11}$  (right) masses with their associated  $\eta'N$  ghost states.

Fig. 2 (right) are closer to the interacting  $\eta'N$  states with  $\sim 10 - 50$  MeV repulsion in this case.

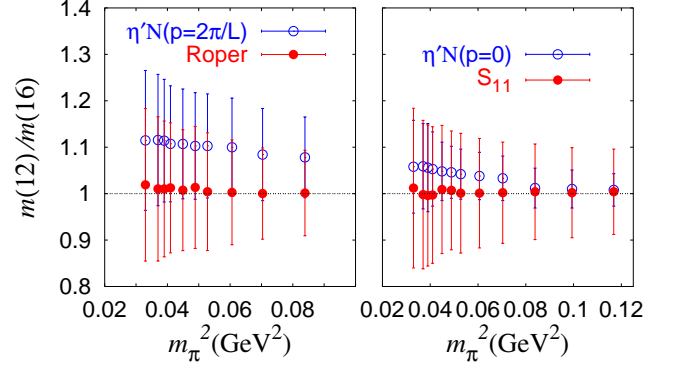


FIG. 3: Ratio of masses from  $12^3$  to  $16^3$  lattices for Roper and  $P$ -wave  $\eta'N$  (left) and  $S_{11}$  and  $S$ -wave  $\eta'N$  (right).

To verify that the  $\eta'N$  state can be separated from the physical Roper and  $S_{11}$ , we examine the ratio for the Roper (respectively, the  $S_{11}$ ) and the  $\eta'N$  from the  $12^3 \times 28$  lattice to that on the  $16^3 \times 28$  lattice. (See Fig. 3.) The ratio for the Roper ( $S_{11}$ ) is unity (the small deviation for the smallest pion mass presumably reflects the finite volume effect), yet the corresponding ratio for the  $\eta'N$  state deviates from unity which reflects the volume dependence of the  $\eta'N$  as a two-particle state. The physical Roper ( $S_{11}$ ), on the other hand, has negligible volume dependence which reflects the fact that it is one-particle state in a sufficiently large volume.

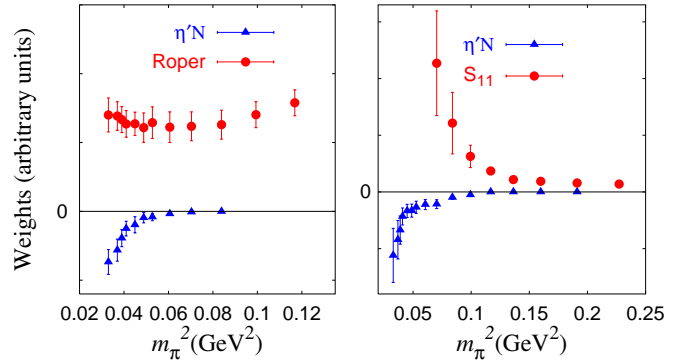


FIG. 4: Weights of Roper and  $\eta'N$  (left), and  $S_{11}$  and  $\eta'N$  (right). They are in arbitrary units.

In Fig. 4, we display the weight of the  $\eta'N$  state and those of the Roper and  $S_{11}$ . The weight for the Roper is essentially constant (Fig. 4 (left)) and that of  $S_{11}$  decreases as the pion mass increases and reaches a constant for  $m_\pi > 400$  MeV (Fig. 4 (right)). The negative weight of the  $\eta'N$  approaches zero above  $m_\pi = 266$  MeV in the nucleon channel and  $m_\pi = 370$  MeV in the  $S_{11}$  channel. This decoupling means that the two-particle intermediate state  $\eta'N$  is not produced by the three-quark nucleon interpolating field  $\chi_N^\dagger$  so that the matrix element  $\langle \eta'N | \chi_N^\dagger | 0 \rangle$  is zero. This confirms our earlier study of

“Valence QCD” [10] which suggests that, for higher quark mass, the flavor-spin symmetry  $SU(6)$  prevails which explains why the valence quark model with color-spin interaction works well. However, for light quarks, it is chiral symmetry which dictates the dynamics via the  $Z$ -graphs. This is to be manifested as the meson loops as well as meson exchanges between quarks in the chiral quark model of the baryon [25]. The present study suggests that this transition occurs in the region  $m_\pi \sim 300 - 400$  MeV.

Finally, we plot the nucleon, Roper and  $S_{11}$  in Fig. 5 as a function of  $m_\pi^2$ . We see that  $S_{11}$  has a gentle linear dependence on  $m_\pi^2$ . The Roper, on the other hand, exhibits a more dramatic break from the linear dependence at higher  $m_\pi^2$  and dives down when  $m_\pi$  is lower than  $\sim 400$  MeV. Modulo large errors, we found that the Roper crosses over the  $S_{11}$  around  $m_\pi = 220$  MeV. The chiral behavior of the nucleon mass is analyzed in more detail with the inclusion of the  $m_\pi \log(m_\pi)$  term in [23]. Here, we shall simply use the form  $C_0 + C_{1/2}m_\pi + C_1m_\pi^2$  to extrapolate the Roper and  $S_{11}$  to the physical pion mass. The resultant nucleon mass of 928(56) MeV, Roper at 1462(157) MeV, and  $S_{11}$  at 1554(65) MeV are consistent with the experimental values ( $m_N = 939$  MeV,  $m_R \approx 1440$  MeV, and  $m_{S_{11}} \approx 1535$  MeV).

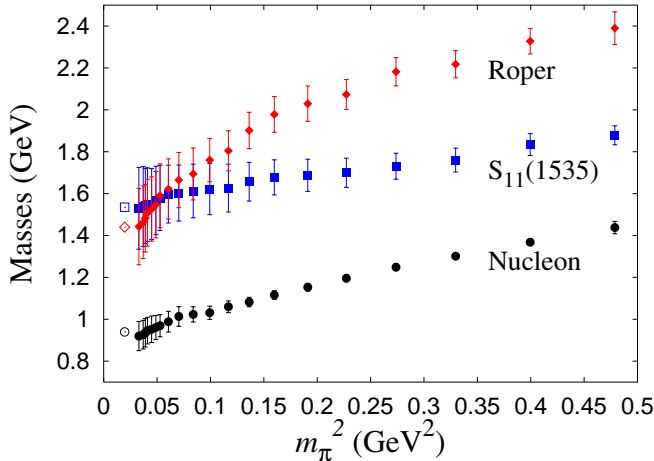


FIG. 5: Nucleon, Roper, and  $S_{11}$  masses in GeV unit as a function of  $m_\pi^2$ . The experimental values are indicated by the corresponding open symbols.

To conclude, with the help of constrained curve fitting (which allows fitting of the excited states including the ghost  $\eta'N$  states) and the overlap fermion (which admits calculations with realistically small quark masses), we are able to study the Roper and  $S_{11}$  close to the chiral limit. The physical Roper and  $S_{11}$  are distinguished from the ghost two-particle intermediate states ( $\eta'N$ ) by checking their volume dependence and their weights as a function of the pion mass. We observe the crossover of the Roper and  $S_{11}$  (with the caveat of large errors) at  $m_\pi \sim 220$  MeV. This confirms the thesis that the order reversal between the Roper and  $S_{11}(1535)$  compared to the heavy quark system is caused by the flavor-spin interaction between the quarks due to Goldstone boson

exchanges [9]. Our present work serves to verify that the Roper (1440) is a radial excitation of the nucleon with three valence quarks. It also casts doubts on the viability of using the non-standard interpolation field for the Roper. We further support the notion that there is a transition from heavy quarks (where the  $SU(6)$  symmetry supplemented with color-spin interaction for the valence quarks gives a reasonable description) to light quarks (where the dynamics is dictated by chiral symmetry). It is suggested that this transition occurs at  $m_\pi \sim 300 - 400$  MeV for the nucleon.

This work is partially supported by DOE Grants DE-FG05-84ER40154 and DE-FG02-95ER40907. We wish to thank A. Bernstein, G.E. Brown, L. Glozman, and D.O. Riska, for useful discussions.

- 
- [1] R.A. Arndt *et al.*, Phys. Rev. **C52**, 2120 (1995).
  - [2] G. Hohler, *piN Newsletter*, **9**, 1 (1993).
  - [3] See, e.g., S. Capstick and W. Roberts, nucl-th/0008028.
  - [4] K.F. Liu and C.W. Wong, Phys. Rev. **D28**, 170 (1983).
  - [5] S. Capstick and N. Isgur, Phys. Rev. **D34**, 2809 (1986).
  - [6] See, for example, M. Mattis in *Chiral Solitons*, ed. K.F. Liu (World Scientific, 1987), p. 171.
  - [7] K.F. Liu, J.S. Zhang, and G.R.E. Black, Phys. Rev. **D30**, 2015 (1984); J. Breit and C.R. Nappi, Phys. Rev. Lett. **53**, 889 (1984).
  - [8] U.B. Kaulfuss and U-G. Meissner, Phys. Lett. **154B**, 193 (1985).
  - [9] L.Y. Glozman and R.O. Riska, Phys. Rep. **268**, 263 (1996).
  - [10] K.F. Liu, S.J. Dong, T. Draper, D. Leinweber, J. Sloan, W. Wilcox, R. Woloshyn, Phys. Rev. **D59** 112001 (1999).
  - [11] T. Barnes and F.E. Close, Phys. Lett. **123B**, 221 (1983); Z. Li, Phys. Rev. **D44**, 2841 (1991); C.E. Carlson and N.C. Mukhopadhyay, Phys. Rev. Lett. **67**, 3745 (1991).
  - [12] O. Krehl, C. Hanhart, S. Krewald, J. Speth, Nucl. Phys. **C62**, 025207 (2000).
  - [13] F.X. Lee and D. Leinweber, Nucl. Phys. (Proc. Suppl.) **B73**, 258 (1999); F.X. Lee, Nucl. Phys. (Proc. Suppl.) **B94**, 251 (2001).
  - [14] S. Sasaki, T. Blum, and S. Ohta, Phys. Rev. **D65**, 074503 (2002).
  - [15] D.G. Richards *et al.*, (LHP/QCDSF/UKQCD Collaboration), Nucl. Phys. (Proc. Suppl.) **B109**, 89 (2002).
  - [16] W. Melnitchouk *et al.*, hep-lat/0202022.
  - [17] R. Edwards, U. Heller, D. Richards, hep-lat/0303004.
  - [18] S. Sasaki, K. Sasaki, T. Hatsuda, and M. Asakawa, hep-lat/0209059; S. Sasaki, nucl-th/0305014.
  - [19] H. Neuberger, Phys. Lett. **B 417**, 141 (1998).
  - [20] S.J. Dong, F.X. Lee, K.F. Liu, and J.B. Zhang, Phys. Rev. Lett. **85**, 5051 (2000).
  - [21] G.P. Lepage *et al.*, Nucl. Phys. (Proc. Suppl.) **106**, 12 (2002).
  - [22] S.J. Dong *et al.*, under preparation.
  - [23] S.J. Dong, T. Draper, I. Horváth, F.X. Lee, K.F. Liu, N. Mathur, and J.B. Zhang, hep-lat/0304005.
  - [24] W. Bardeen, A. Duncan, E. Eichten, N. Isgur, H. Thacker, Phys. Rev. **D65**, 014509 (2002).
  - [25] K.F. Liu, S.J. Dong, T. Draper, J. Sloan, W. Wilcox, R.M. Woloshyn, Phys. Rev. **D61**, 118502 (2000).