

# Updated Event Rate for Horizontal and Upward Tau Air Showers in EUSO

D. Fargion<sup>1,2</sup>, P.G. De Sanctis Lucentini, M. De Santis

*Physics Department, Università "La Sapienza", Pl.A.Moro 2, 00185, Rome, Italy*

## ABSTRACT

There is more and more expectation on EUSO outcoming project. This experiment, while monitoring at dark, downward to the Earth, a wide atmosphere layers, may discover, among common downward Ultra High Energy Cosmic Rays, UHECR showers, also first High Energy Neutrino-Induced Showers. These events are either originated in Air (EUSO Field of View) or within a widest Earth Crust ring crown leading to ultra high energy Tau whose decay in flight produce upward and horizontal showers. Upward PeVs neutrinos, born on air and more probably within a thin Earth Crust layer, may shower and blaze to the EUSO detectors. Other higher energy neutrino may cross horizontally hitting either the Earth Atmosphere or the Earth Crust: a small fraction of these upward as well horizontal neutrino induced Showers are observable if originated in the terrestrial air layers; most of those vertical downward neutrinos, interacting on air, should be drown in the dominant noise of downward UHECR showers. We showed and refined here the signature of Upward and Horizontal Upward and Horizontal Tau Air-Showers, UPTAUS and HORTAUs (or also named Earth skimming neutrinos), born within widest Earth Crust Crown (Sea or Rock) Areas surrounding EUSO field of view. The UPTAUs and HORTAUs effective target masses and EUSO event number are estimated by a compact unified exact analytical formula. The effective target Masses originating HORTAUs seen by EUSO may reach (on sea), for most realistic regime ( at energy  $E_{\nu_\tau} = 1.2 \cdot 10^{19}$  eV) a huge ring volume  $\simeq 2360 \text{ km}^3$ . The consequent HORTAUS event rate (even at 10% EUSO duty cycle lifetime) may deeply test the expected Z-Burst models by at least a hundred of yearly events. Even rarest but inescapable GZK neutrinos (secondary of photopion production of observed cosmic UHECR) might be discovered in a few (or a dozen)of horizontal shower events; in this view an extension of EUSO detectability up to  $\sim E_\nu \geq 10^{19}\text{eV}$  threshold is mandatory. A wider collecting EUSO telescope (3m diameter) should be considered.

## 1. Introduction: EUSO and GZK $\nu$

The very possible discover of an UHECR astronomy, the solution of the GZK paradox, the very urgent rise of an UHE neutrino astronomy are among the main goals of EUSO project. This advanced experiment in a very near future will encompass AGASA-HIRES and AUGER and observe for highest cosmic ray showers on Earth Atmosphere recording their tracks from International Space Station by Telescope facing dawn-ward the Earth. Most of the scientific community is puzzled by the many mysteries of UHECRs: their origination because of their apparent isotropy, is probably extragalactic. However the UHECR events are not clustered to any nearby AGN, QSRs or Known GRBs within the narrow (10-30 Mpc radius) volume defined by the cosmic  $2.75 K^\circ$  proton drag viscosity (the so called GZK cut-off (25) (40)). The recent doublets and triplets clustering found by AGASA seem to favor compact object (as AGN) over more exotic topological relic models, mostly fine tuned in mass (GUT, Planck one) and time decay rate to fit all the observed spectra. However the missing AGN within a GZK volume is wondering. A possible remarkable correlation recently shows that most of the UHECR event cluster point toward BL Lac sources (24). This correlation favors a cosmic origination for UHECRs, well above the near GZK volume.

In this frame a relic neutrino mass (6) (34)  $m_\nu \simeq 0.4$  eV or ( $m_\nu \simeq 0.1 \div 5$  eV) may solve the GZK paradox (8) (9)

(39) (38) (15) (21) overcoming the proton opacity; indeed a cosmic far source (BL Lac, AGN, GRB) may eject (primary or secondary) a ZeV UHE neutrinos transparent (even from cosmic edges) to cosmic photon Black Body drag while being in resonance with relic neutrinos light masses in dark halos (Z-burst or Z-WW showering models). The light relic neutrinos are the target (the calorimeter) where UHE  $\nu$  ejected by distant (above GZK cut-off) sources may hit and convert (via Z boson production and decay) their energy into nuclear UHECR. These light neutrino masses do not solve the galactic or cosmic dark matter problem but it is well consistent with old and recent solar neutrino oscillation evidences (23) (22) (2) and most recent claims by KamLAND (28) of anti-neutrino disappearance (all in agreement within a Large Mixing Angle neutrino model and  $\Delta m_\nu^2 \sim 7 \cdot 10^{-5} \text{eV}^2$ ); these light masses are also in agreement with atmospheric neutrino mass splitting ( $\Delta m_\nu \simeq 0.07$  eV) and in fine tune with more recent neutrino double beta decay experiment mass claim  $m_\nu \simeq 0.4$  eV (29). In this Z-WW Showering for light neutrino mass models large fluxes of UHE  $\nu$  are necessary (9) (38) (15) (21) (27) or higher than usual gray-body spectra of target relic neutrino or better clustering are needed (15) (35): indeed a heaviest neutrino mass  $m_\nu \simeq 1.2 - 2.2$  eV while still being compatible with known bounds (but marginally with more severe WMAP indirect limits), might better gravitationally cluster leading to denser dark local-galactic halos and lower neutrino fluxes (15) (35). It should remarked that in this frame the main processes leading to UHECR above GZK are mainly the WW-ZZ and the t-channel in-

---

<sup>1</sup>Physics Department, Università "La Sapienza", P.le A.Moro 5, 00185 Roma, Italy

<sup>2</sup>INFN Roma1, Italy

teractions (9) (15). These expected UHE neutrino fluxes might and must be experienced in complementary and independent tests.

## 2. A new UHE $\nu$ Astronomy by the $\tau$ Showering

While longest  $\mu$  tracks in  $km^3$  underground detector have been, in last three decades, the main searched UHE neutrino signal, Tau Air-showers by UHE neutrinos generated in Mountain Chains or within Earth skin crust at Pevs up to GZK ( $> 10^{19}$  eV) energies have been recently proved to be a new powerful amplifier in Neutrino Astronomy (14) (10) (5) (31) (20). This new Neutrino  $\tau$  detector will be (at least) complementary to present and future, lower energy,  $\nu$  underground  $km^3$  telescope projects (from AMANDA, Baikal, ANTARES, NESTOR, NEMO, IceCube). In particular Horizontal Tau Air shower may be naturally originated by UHE  $\nu_\tau$  at GZK energies crossing the thin Earth Crust at the Horizon showering far and high in the atmosphere (10) (12) (13) (5) (20). UHE  $\nu_\tau$  are abundantly produced by flavour oscillation and mixing from muon (or electron) neutrinos, because of the large galactic and cosmic distances respect to the neutrino oscillation ones (for already known neutrino mass splitting). Therefore EUSO may observe many of the above behaviours and it may constrains among models and fluxes and it may also answer open standing questions. We will briefly enlist, in this presentation, the main different signatures and rates of UHECR versus UHE  $\nu$  shower observable by EUSO at 10% duty cycle time within a 3 year record period, offering a more accu-

rate estimate of their signals.

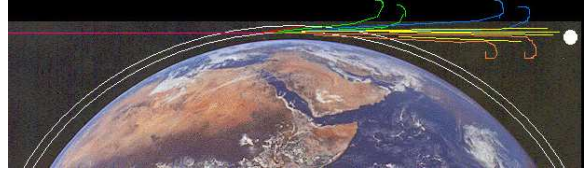


Fig. 1.— A very schematic Horizontal High Altitude Shower (HIAS); its fan-like imprint is due to geo-magnetic bending of charged particles at high quota ( $\sim 44km$ ). The Shower may point to an satellite as old gamma GRO-BATSE detectors or very recent Beppo-Sax, Integral, HETE, Chandra or future Agile and Swift ones (10) (12) (13). The HIAS Showers is open and forked in five (or three or at least two main component): ( $e^+, e^-, \mu^+, \mu^-, \gamma$ , or just positive-negative); these multi-finger tails may be seen as split tails by EUSO.

## 3. Upward UHE $\nu$ Showering in Air versus UPTAUs

Let us first consider the last kind of Upward  $\tau$  signals due to their interaction in Air or in Earth Crust (UPTAU). The Earth opacity will filter mainly  $10^{14} \div 10^{16}$  eV upward events (32) (30) (1) (7) (10); therefore only the direct  $\nu$  shower in air or the UPTAU around 3 PeVs will be able to flash toward EUSO in a narrow beam ( $2.5 \cdot 10^{-5}$  solid angle) jet blazing apparently at  $10^{19} \div 10^{20}$  eV energy. The shower will be opened in a fan like shape and it will emerge from the Earth atmosphere spread as a triplet or multi-dot signal aligned orthogonal to local terrestrial magnetic field. This rare multi-dot *polarization* of the outcoming shower will define a characteristic signature eas-



Fig. 2.— As above Horizontal Upward Tau Air-Shower (HORTAUS) originated by UHE neutrino skimming the Earth: fan-like jets due to geo-magnetic bending shower at high quota ( $\sim 23 - 40km$ ): they may be pointing to an orbital satellite detector (10) (12) (13). The Shower tails may be also observable by EUSO just above it.



Fig. 3.— A very schematic Upward Tau Air-Shower (UPTAUS) and its open fan-like jets due to geo-magnetic bending at high quota ( $\sim 20 - 30km$ ). The gamma Shower may be pointing to an orbital detector (10) (12) (13). Its vertical Shower tail may be spread by geo-magnetic field into a thin eight-shape beam observable by EUSO as a small blazing oval (few dot-pixels) aligned orthogonal to the local magnetic field .

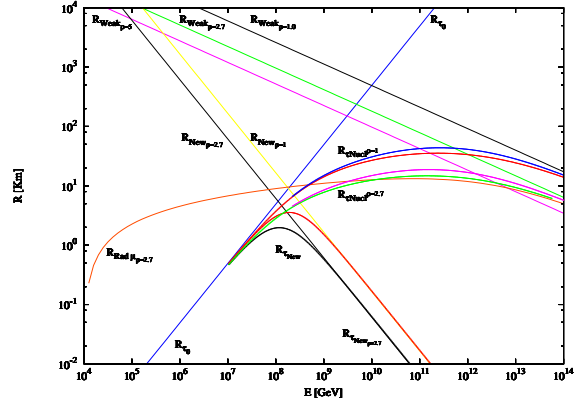


Fig. 4.— Lepton  $\tau$  (and  $\mu$ ) Interaction Lengths for different matter densities:  $R_{\tau_o} = c \cdot \tau_{\tau} \cdot \gamma_{\tau}$  is the free  $\tau$  length,  $R_{\tau_{New}}$  is the New Physics TeV Gravity interaction range at corresponding densities,  $R_{\tau_{Nuc} \cdot \rho}$ , (10), see also (7), is the combined  $\tau$  Ranges keeping care of all known interactions and lifetime and mainly the photo-nuclear interaction. There are two slightly different split curves (for each density) by two comparable approximations in the interaction laws. Note also the neutrino interaction lengths above lines  $R_{Weak\rho} = L_{\nu}$  due to the electro-weak interactions at corresponding densities (see also (32)) (10).

ily to be revealed. However the effective observed air mass by EUSO is not 10% (because duty cycle) of the inspected air volume  $\sim 150 km^3$ , but because of the narrow blazing shower cone it corresponds to only to  $3.72 \cdot 10^{-3} km^3$ . The target volume increases for upward neutrino Tau interacting vertically in Earth Crust in last matter layer (either rock or water), making upward relativistic  $\simeq 3PeVs$   $\tau$  whose decay in air born finally an UPTAU; in this case the effective target mass is (for water or rock) respectively  $5.5 \cdot 10^{-2} km^3$  or  $1.5 \cdot 10^{-1} km^3$ . The characteristic neutrino interaction are partially summarized in next Fig. 4 These volume are not extreme. The consequent foreseen thresholds are summarized for 3 EUSO years of data recording in Fig. 5. The UPTAU signal is nearly 15 times larger than the Air-Induced  $\nu$  Shower. A more detailed analysis may show an additional factor three (due to the neutrino flavours) in favor of Air-Induced Showers, but the more transparent role of PeV multi-generating upward  $\nu_\tau$  while crossing the Earth, makes the result summarized in Fig. 5. The much wider acceptance of BATSE respect EUSO and the consequent better threshold (in BATSE) is due to the wider angle view of the gamma detector, the absence of any suppression factor as in EUSO duty cycle, as well as the 10 (for BATSE) over 3 (for EUSO) years assumed of record life-time. Any minimal neutrino fluence  $\Phi_{\nu_\tau}$  of PeVs energetic neutrino:

$$\Phi_{\nu_\tau} \geq 10^2 eV cm^{-2} s^{-1}$$

might be detectable by EUSO.

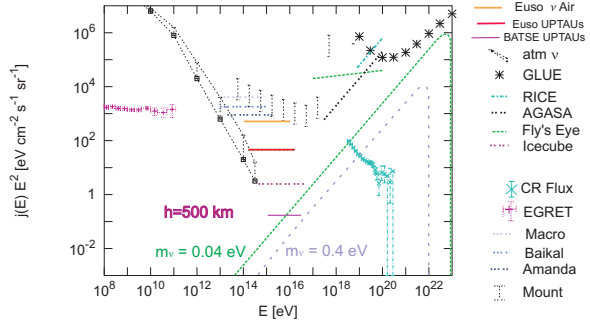


Fig. 5.— Upward Neutrino Air-Shower and Upward Tau Air-shower, UPTAU, Gamma and Cosmic Rays Fluence Thresholds and bounds in different energy windows for different past and future detectors. The UPTAU threshold for EUSO has been estimated for a three year experiment lifetime. BATSE recording limit is also shown from height  $h = 500 km$  and for ten year record. Competitive experiment are also shown as well as the Z-Shower expected spectra in light neutrino mass values  $m_\nu = 0.4, 0.04$  eV. (10) (12) (27) (15) (18).

#### 4. Downward and Horizontal UHE-CRs

Let us now briefly reconsider the nature of common Ultra High Cosmic Rays (UHECR) showers. Their rate will offer a useful test for any additional UHE neutrino signals. Let us assume for sake of simplicity a characteristic opening angle of EUSO telescope of  $30^\circ$  and a nominal satellite height of 400 km, leading to an approximate atmosphere area under inspection of EUSO  $\sim 1.5 \cdot 10^5 km^2$ . Let us discuss the UHECR shower: It has been estimated (and it is easy to verify) a  $\sim 2 \cdot 10^3$  event/year rate above  $3 \cdot 10^{19}$  eV. Among these "GZK" UHECR (either proton, nuclei or  $\gamma$ ) nearly  $7.45\% \approx 150$  event/year will shower in Air Horizontally with no Cherenkov hit on the ground. The critical angle  $6.7^\circ$  corresponding to 7.45% of all the events, is derived from first interacting quota (here assumed for Horizontal Hadronic Shower near 44 km following (10) (12) (13)): Indeed the corresponding horizontal edge critical angle  $\theta_h = 6.7^\circ$  below the horizons ( $\pi/2$ ) is found (for an interacting height  $h$  near 44 km):

$$\theta_h = \arccos \frac{R_\oplus}{(R_\oplus + h_1)} \simeq 1^\circ \sqrt{\frac{h_1}{km}}$$

These Horizontal High Altitude Showers (HIAS) (12) (13), will be able to define a new peculiar showering, mostly very long (hundred kms) and bent and forked (by few or several degrees) by local geomagnetic fields. The total UHECR above  $3 \cdot 10^{19}$  eV will be  $\sim 6000$  UHECR and  $\sim 450$  Horizontal Shower within 3 years; these latter horizontal signals are relevant because they may mimic Horizontal induced  $\nu$  Air-Shower, but mainly at high

quota ( $\geq 30 - 40 km$ ) and down-ward. On the contrary UHE neutrino tau showering, HORTAUs, to be discussed later, are also at high quota ( $\geq 23 km$ ), but upward-horizontal. Their outcoming angle will be ( $\geq 0.2^\circ - 3^\circ$ ) upward. Therefore a good angular ( $\leq 0.2 - 0.1^\circ$ ) resolution to distinguish between the two signal will be a key discriminator. While Horizontal UHECR are an important piece of evidence in the UHECR calibration and its GZK study, at the same time they are a severe background noise competitive with Horizontal-Vertical GZK Neutrino Showers originated in Air, to be discussed below. However Horizontal-downward UHECR are not confused with upward Horizontal HORTAUs by UHE neutrinos to be summarized in last section. Note that Air-Induced Horizontal UHE neutrino as well as all down-ward Air-Induced UHE  $\nu$  will shower mainly at lower altitudes ( $\leq 10 km$ ); however they are respectively only a small ( $\leq 2\%, \leq 8\%$ ) fraction than HORTAUs showers to be discussed in the following. An additional factor 3 due to their three flavour over  $\tau$  unique one may lead to respectively ( $\leq 6\%, \leq 24\%$ ) of all HORTAUs events: a contribute ratio that may be in principle an useful test to study the balanced neutrino flavour mixing.

#### 5. Air Induced UHE $\nu$ Shower

UHE  $\nu$  may hit an air nuclei and shower vertically or horizontally or more rarely nearly up-ward: its trace maybe observable by EUSO preferentially in inclined or horizontal case. Indeed Vertical Downward ( $\theta \leq 60^\circ$ ) neutrino induced Air Shower occur mainly at lowest quota and they will only partially shower their UHE

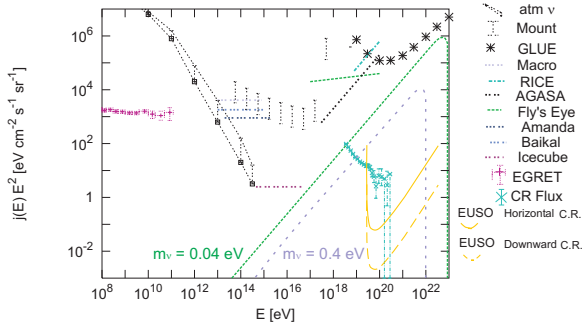


Fig. 6.— Neutrino, Gamma and Cosmic Rays Fluence Thresholds and bounds in different energy windows. The Cosmic Rays Fluence threshold for EUSO has been estimated for a three year experiment life-time. The paraboloid bound shape threshold may differ upon the EUSO optics and acceptance. Competitive experiment are also shown as well as the Z-Shower expected spectra in light mass values. (10) (12) (27) (15) (18).

$\nu$  energy because of the small slant depth ( $\leq 10^3 gcm^{-2}$ ) in most vertical down-ward UHE  $\nu$  shower. Therefore the observed EUSO air mass ( $1500 km^3$ , corresponding to a  $\sim 150 km^3$  for 10% EUSO record time) is only ideally the UHE neutrino calorimeter. Indeed inclined  $\sim \theta \geq 60^\circ$ ) and horizontal Air-Showers ( $\sim \theta \geq 83^\circ$ ) (induced by GZK UHE neutrino) may reach their maximum output and their event maybe observed ; therefore only a small fraction ( $\sim 30\%$  corresponding to  $\sim 50 km^3$  mass-water volume for EUSO observation) of vertical downward UHE neutrino may be seen by EUSO. This signal may be somehow hidden or masked by the more common down-ward UHECR showers. The key reading signature will be the shower height origination: ( $\geq 40 km$ ) for most downward-horizontal UHECR, ( $\leq 10 km$ )

for most inclined-horizontal Air UHE  $\nu$  Induced Shower. A corresponding smaller fraction ( $\sim 7.45\%$ ) of totally Horizontal UHE neutrino Air shower, orphan of their final Cherenkov flash, in competition with the horizontal UHECR, may be also clearly observed: their observable mass is only  $V_{Air-\nu-Hor} \sim 11.1 km^3$  for EUSO observation duty-cycle. These volumes, in our opinion, are the realistic ones and not  $1500 km^3$ ) to be used and compared in the event rate and threshold estimate. A more rare, but spectacular, double  $\nu_\tau$ - $\tau$  bang in Air (comparable in principle to the PeVs expected "double bang" in water (33)) may be exciting, but difficult to be observed; the EUSO effective calorimeter mass for such Horizontal event is only 10% of the UHE  $\nu$  Horizontal ones ( $\sim 1.1 km^3$ ); therefore its event rate is already almost excluded needing a too high neutrino fluxes (see (19)); indeed it should be also noted that the EUSO energy threshold ( $\geq 3 \cdot 10^{19} eV$ ) imply such a very large  $\tau$  Lorents boost distance; such large  $\tau$  track exceed (by more than a factor three) the EUSO disk Area diameter ( $\sim 450 km$ ); therefore the expected Double Bang Air-Horizontal-Induced  $\nu$  Shower thresholds are suppressed by a corresponding factor. More abundant single event Air-Induced  $\nu$  Shower (Vertical or Horizontal) are facing different Air volumes and quite different visibility. It must be taken into account an additional factor three (for the event rate) (because of three light neutrino states) in the Air-Induced  $\nu$  Shower arrival flux respect to incoming  $\nu_\tau$  (and  $\bar{\nu}_\tau$ ) in UPTAUs and HORTAUs, making the Air target not totally a negligible calorimeter. The role of air Air-Shower will be discussed elsewhere.



## 6. UHE $\nu_\tau - \tau$ from Earth Skin: HORTAUs

As already mention the UHE  $\nu$  astronomy maybe greatly amplified by  $\nu_\tau$  appearance via flavour mixing and oscillations. The consequent scattering of  $\nu_\tau$  on the Mountains or into the Earth Crust may lead to Horizontal Tau Air-Showers :HORTAUs (or so called Earth Skimming Showers (12) (13) (10) (20)). Indeed UHE  $\nu_\tau$  may skip below the Earth and escape as  $\tau$  and finally decay in flight, within air atmosphere, as well as inside the Area of view of EUSO, as shown in Fig. 7 below.

### 6.1. UPTAUs and HORTAUs effective Volumes

Any UHE-GZK Tau Air Shower induced event is approximately born within a wide ring (whose radiuses extend between  $R \geq 300$  and  $R \leq 800$  km from the EUSO Area center). Because of the wide area and deep  $\tau$  penetration (10) (16) (18) the amount of interacting matter where UHE  $\nu$  may lead to  $\tau$  is huge ( $\geq 2 \cdot 10^5 \text{ km}^3$ ); however only a tiny fraction of these HORTAUs will beam and Shower within the EUSO Area within EUSO. We estimate (using also results in (10) (16) (17) (18) (19) ) an effective Volumes for unitary area (see schematic Fig. 8 below):

$$\begin{aligned} \frac{V_{eff}}{A_\oplus} &= \int_0^{\frac{\pi}{2}} \frac{(2\pi R_\oplus \cos \theta) l_\tau \sin \theta}{4\pi R_\oplus^2} \cdot \\ &\cdot e^{-\frac{2R_\oplus \sin \theta}{L_{\nu\tau}}} R_\oplus d\theta = \\ &= \frac{1}{2} \left( \frac{L_{\nu\tau}}{2R_\oplus} \right)^2 l_\tau \int_0^{\frac{2R_\oplus}{L_{\nu\tau}}} t e^{-t} dt (1) \end{aligned}$$

Where  $V_{eff}$  is the effective volume

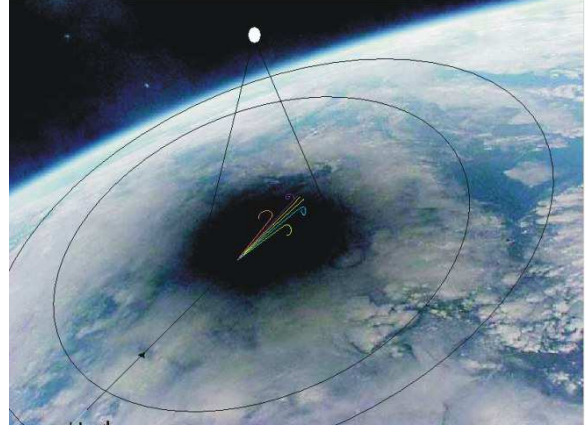


Fig. 7.— A schematic Horizontal High Altitude Shower or similar Horizontal Tau Air-Shower (HORTAUs) and its open fan-like jets due to geo-magnetic bending seen from a high quota by EUSO satellite. The dark image background in present photo was the moon shadow eclipse observed by Mir on Earth. The Forked Shower is a multi-finger track formed by an inner  $\gamma$  core and nearly symmetric external fork spirals due to  $e^+e^-$  pairs (first opening) and  $\mu^+\mu^-$  pairs bent by geo-magnetic fields. (10) (12) (13).





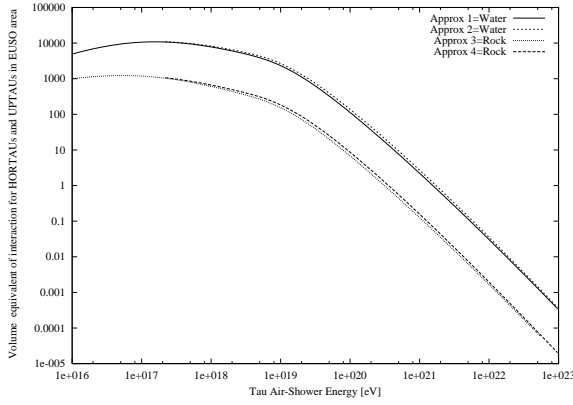


Fig. 9.— Effective Volume of EUSO Event for UPTAU and HORTAU see also (10) (12) (18) (19). The effective Volume is corresponding for all Upcoming Upward-Horizontal Tau Air-Showers, contained within nearly 25 km altitude. This volume are under the assumptions of an incoming neutrino energy  $E_{\nu_\tau} = 1.2E_\tau$  and under the assumption that the outcoming Tau energy leading to a Shower is  $E_\tau = 1.5E_{Shower}$

The maximum of the contained events takes place at a Tau energy  $E_\tau = 1.8 \cdot 10^{18} eV$  corresponding to a event number

$$N_{ev} = 28.2$$

Therefore from here one would prefer to reduce as much as possible the EUSO threshold. It should be note that at  $E_\tau = 3 \cdot 10^{19} eV$  the effective volume reduces to  $V_{eff} = 8.08 \cdot 10^2 km^3$

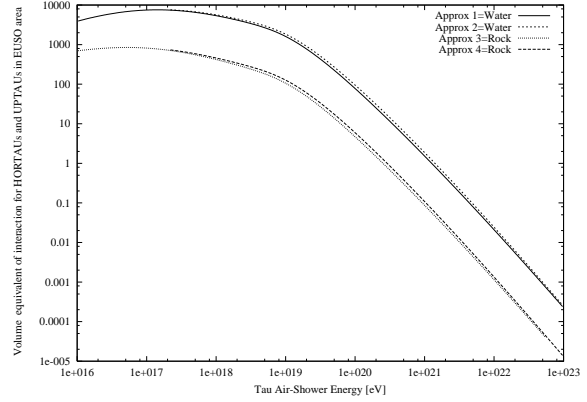


Fig. 10.— Effective Volume of EUSO Event for UPTAU and HORTAU see also (10) (12) (18) (19). The effective Volume is corresponding for all Upcoming Upward-Horizontal Tau Air-Showers, contained within nearly 25 km altitude. This volume are under the assumptions of an incoming neutrino energy  $E_{\nu_\tau} = 2E_\tau$  and under the assumption that the outcoming Tau energy leading to a Shower is  $E_\tau = 1.5E_{Shower}$

The same effective Volume , under the assumptions of an incoming neutrino energy  $E_{\nu_\tau} = 2E_\tau$  and under the assumption that the outcoming Tau energy leading to a Shower is  $E_\tau = 1.5E_{Shower}$  corresponds, in water at  $E_\tau = 10^{19} eV$  , to  $V_{eff} = 1.83 \cdot 10^3 km^3$ ; the corresponding event number is  $N_{ev} = 17$ . Assuming an

outcoming Tau at energy  $E_\tau = 3 \cdot 10^{19} eV$ ,  $V_{eff} = 5.5 \cdot 10^2 km^3$ ,  $N_{ev} = 7.7$ . The maximum of the volume occurs at a Tau energy  $E_\tau = 2 \cdot 10^{17} eV$  and it correspond to a volume  $V_{eff} = 7.5 \cdot 10^3 km^3$ .

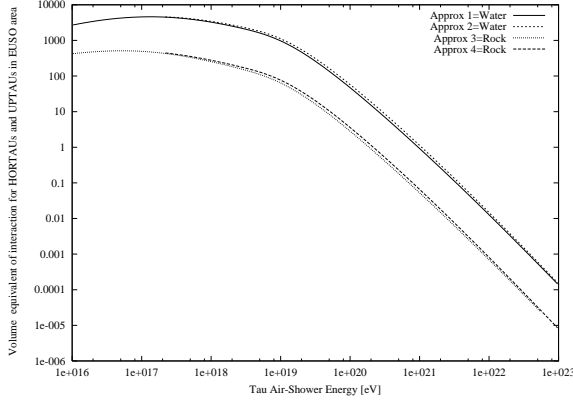


Fig. 11.— Effective Volume of EUSO Event for UPTAUs and HORTAUs see also (10) (12) (18) (19). The effective Volume is corresponding for all Upcoming Upward-Horizontal Tau Air-Showers, contained within nearly 25 km altitude. This volume are under the assumptions of an incoming neutrino energy  $E_{\nu_\tau} = 4E_\tau$  and under the assumption that the outcoming Tau energy leading to a Shower is  $E_\tau = 2E_{Shower}$

The same effective Volume , under the assumptions of an incoming neutrino energy  $E_{\nu_\tau} = 4E_\tau$  and under the assumption that the outcoming Tau energy leading to a Shower is  $E_\tau = 1.5E_{Shower}$  corresponds, in water at  $E_\tau = 10^{19} eV$  , to  $V_{eff} = 1.13 \cdot 10^3 km^3$ ; the corresponding event number is  $N_{ev} = 13.4$ . Assuming an outcoming Tau at energy  $E_\tau = 3 \cdot 10^{19} eV$ ,  $V_{eff} = 3.37 \cdot 10^2 km^3$ ,  $N_{ev} = 6$ . The maximum of the volume occurs at a Tau energy  $E_\tau = 2 \cdot 10^{17} eV$  and it correspond to a volume  $V_{eff} = 4.6 \cdot 10^3 km^3$ . The maximum of

the event number occur at  $1.810^{18} eV$ .

As it is manifest from the above curve the maximal event numbers takes place at EeV energies. Therefore from here we derived the primary interest for EUSO to seek lowest threshold (as low as  $10^{19} eV$ ).

## 6.2. UPTAUs volume from from HORTAUs formula

The above expression for the horizontal tau air-shower contains , at lowest energies, the UPTAUs case. Indeed it is possible to see that the same above effective volume at lowest energies simplify and reduces to:

$$V_{eff} = \frac{1}{2} A_{Euso} \left( 1 - e^{-\frac{L_0}{c \tau_\tau \gamma \tau}} \right) l_\tau \quad (4)$$

Because one observes the Earth only from one side the Area factor in eq. 1 should be  $A_\oplus = 2 \pi R_\oplus^2$  and therefore the half in above formula may be dropped and the final result is just the common expression  $V_{eff} = A_{Euso} l_\tau$ .

## 7. Event Rate for GZK neutrinos at EUSO

The above effective volume should be considered for any given neutrino flux to estimate the outcoming EUSO event number. Here we derive first the analytical formula. These general expression will be plot assuming a minima GZK neutrino flux  $\phi_\nu$  just comparable to observed UHECR one  $\phi_\nu \simeq \phi_{UHECR} \simeq 3 \cdot 10^{-18} cm^{-2} s^{-1} sr^{-1}$  at the same energy ( $E_\nu = E_{UHECR} \simeq 10^{19} eV$ ). This assumption may changed at will (model dependent) but the event number will scale linearly accordingly to the model. From here we may estimate the event rate in EUSO by a simple extension:

$$N_{eventi} = \Phi_{\nu} 4\pi \eta_{Euso} \Delta t \left( \frac{V_{eff}}{L_{\nu}} \right) \quad (5)$$

Where  $\eta_{Euso}$  is the duty cycle fraction of EUSO,  $\eta_{Euso} \simeq 10\%$ ,  $\Delta t \simeq 3 \text{ years}$  and  $L_{\nu}$  has been defined in Fig. 4.

$$N_{eventi} = \Phi_{\nu_{\tau}} A_{Euso} \left( \frac{1}{2} 4\pi \eta_{Euso} \right) \Delta t \cdot \left( 1 - e^{-\frac{L_0}{c\tau_{\tau} \gamma_{\tau}}} \right) \left( \frac{l_{\tau}}{L_{\nu_{\tau}}} \right) \left( \frac{L_{\nu_{\tau}}}{2R_{\oplus}} \right)^2 \cdot \left[ 1 - e^{-\frac{2R_{\oplus}}{L_{\nu_{\tau}}} \left( 1 + \frac{2R_{\oplus}}{L_{\nu_{\tau}}} \right)} \right] \quad (6)$$

It should be remind that all these event number curves for EUSO are already suppressed by a factor 0.1 due to minimal EUSO duty cycle.

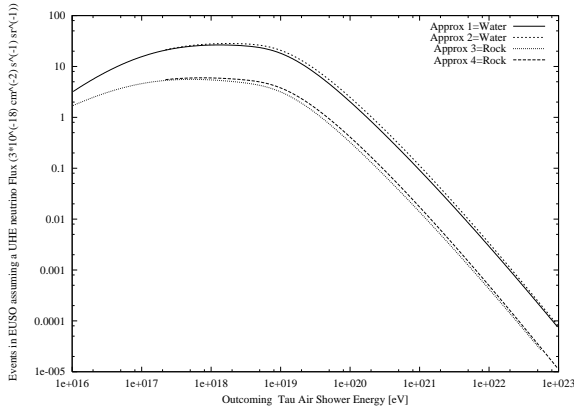


Fig. 12.— Number of EUSO Event for HORTAUs in 3 years record. The incoming neutrino has an energy 1.2 larger the outcoming Tau; at energy  $10^{19}$  eV, the event number is 20.7, at energy  $3 \cdot 10^{19}$  eV, the event number is  $N_{ev} = 9$ ; the outcoming Tau has an energy 1.5 time larger the final Tau Air-Shower energy. (10), (12) (15) (18).

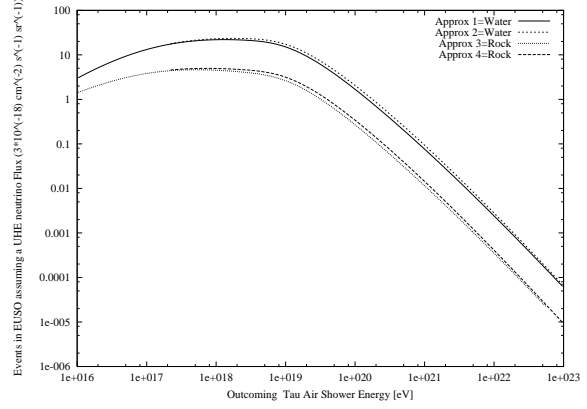


Fig. 13.— Number of EUSO Event for HORTAUs in 3 years record. The incoming neutrino has an energy 2 larger the outcoming Tau; at energy  $10^{19}$  eV, the event number is  $N_{ev} = 17.2$ , at energy  $3 \cdot 10^{19}$  eV, the event number is  $N_{ev} = 7.7$ ; the outcoming Tau has an energy 1.5 time larger the final Tau Air-Shower energy. (10) (12) (15) (18).

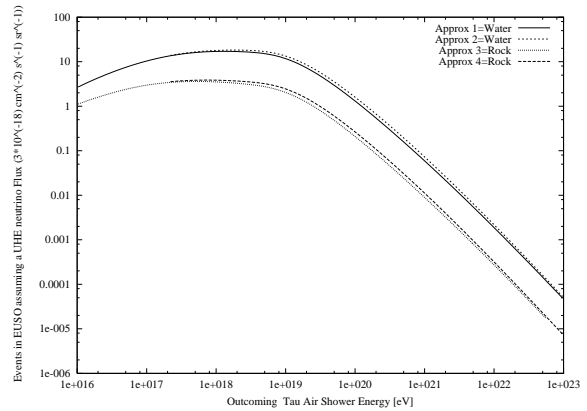


Fig. 14.— Number of EUSO Event for HORTAUs in 3 years record. The incoming neutrino has an energy 4 larger the outcoming Tau; the outcoming Tau has an energy 1.5 time larger the final Tau Air-Shower energy. At Tau energy  $E_{\tau} = 3 \cdot 10^{19}$  eV the consequent event number is  $N_{ev} = 6$ ; at energy  $E_{\tau} = 1 \cdot 10^{20}$  eV,  $N_{ev} = 1.5$ . (10) (12) (15) (18).

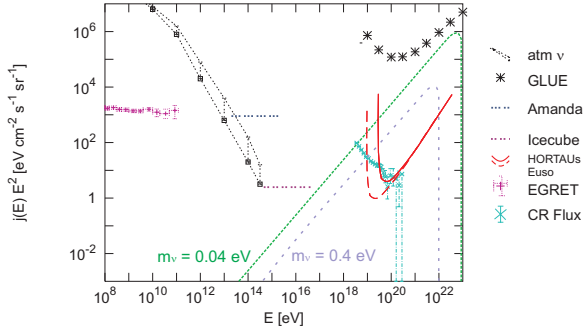


Fig. 15.— EUSO thresholds for Horizontal Tau Air-Shower HORTAUs (or Earth Skimming Showers) over few  $\gamma$ ,  $\nu$  and Cosmic Rays (C.R.) Fluence and bounds. Dash curves for HORTAUs are drawn assuming an EUSO threshold at  $10^{19}$  eV. Because the bounded  $\tau$  flight distance (due to the contained terrestrial atmosphere height) the main signal is better observable at  $1.1 \cdot 10^{19}$  eV than higher energies. The Fluence threshold for EUSO has been estimated for a three year experiment lifetime. Z-Shower or Z-Burst expected spectra in light neutrino mass values ( $m_\nu = 0.04, 0.4$  eV) are shown. (10) (12) (27) (15) (18).

However the Air-Shower induced neutrino may reflect all three light neutrino flavours, while HORTAUs are made only by  $\nu_\tau, \bar{\nu}_\tau$  flavour. Nevertheless the dominant role of HORTAUs overcome (by a factor  $\simeq 6$ ) all other Horizontal EUSO neutrino events: their expected event rates are, at  $\Phi_\nu \geq 3 \cdot 10^3 \text{ eV cm}^{-2} \text{ s}^{-1} \text{ sr}^{-1}$  neutrino fluence (as in Z-Shower model), a few hundred event a year and they may already be comparable or even may exceed the expected Horizontal CR rate. Dash curves for both HORTAUs and Horizontal Cosmic Rays are drawn assuming an EUSO threshold at  $10^{19}$  eV. Because the bounded  $\tau$  flight distance (due to the contained terrestrial atmosphere height) the main signal is better observable at  $1.1 \cdot 10^{19}$  eV than higher energies as emphasized at different threshold curves.

## 8. Partially, Fully contained and Crossing events

The HORTAUs are very long showers. Their length may exceed two hundred kilometers. This trace may be larger than the EUSO radius of Field of View. Therefore there may be both contained and partially contained events. There may be also crossing HORTAUs at the edges of EUSO disk area. However most of the events will be partially contained, either just on their birth or at their end, equally balanced in number. Because of the HORTAU Jet forked shower, its up-going direction, its fan like structure, these partially contained shower will be the manifest and mostly useful and clear event. The area of their origination, four times larger than EUSO field of view, will be mostly outside the same EUSO area. Their total

number count will double the event rate  $N_{ev}$  (and the corresponding  $V_{eff}$ ) of HORTAUs. The additional crossing event will make additional events (a small fraction) of the effective volume of HORTAUs at  $10^{19}eV$  the most rich neutrino signal few times larger the Air induced events. The same doubling will apply only to UHECR horizontal shower while the downward Ultra High Energy Neutrino will not share this phenomena (out of those  $\simeq 6\%$  of the Horizontal Air Neutrino Shower).

## 9. Conclusions

Highest Energy Neutrino signals may be well observable by next generation satellite as EUSO: the main revolutionary source of such neutrino traces are UPTAUs (Upward Tau blazing the telescope born in Earth Crust) and mainly HORTAUs (Horizontal Tau Air-Showers originated by an Earth-Skimming UHE  $\nu_\tau$ ). There are still confusing questions about the Air or the Earth Crust role as the ruling neutrino calorimeter. The role of downward Air Showers Induced by Neutrinos is apparently related to its impressive volume ( $V_{Air} \simeq 1500km^3$ ). However these down ward Showers will be observable in a limited solid angle (inclined) ( $V_{Air} \leq 500km^3$ ) at lowest quota. Because of the air opacity their fluorescent lights will be mostly suppressed. Their signal will be naturally drown in UHECR ruling noise. There is , moreover for these down-ward neutrino, a much better competitive calorimeter in Auger; indeed this experiment (and maybe its twin in North America) might well observe the downward Neutrino Air showering and the Auger Area ( $3000km^3$ ) with no duty cycle cut-off, and within its full solid angle view,

it may well compete and even it will exceed the effective volume of Air in Field of View of EUSO. On the other side lower energetic UPTAUs (at PeV energies because the Earth neutrino opacity at higher energies) will be rarely blazing to EUSO because of the short  $\tau$  boosted lenght, at Pevs energies(10); most of these UPTAUs events occur on Earth crust (by a factor of four-five) over other events taking place in air. UPTAUs will be detected at the boundary of EUSO disk as a thin stretched small multi-pixel line, whose orientation is strongly "polarized" orthogonal to the local geo-magnetic field. The EUSO sensibility (effective volume ( $V_{eff} \sim 0.1km^3$ )) will be nearly just an order of magnitude above present AMANDA-Baikal bounds. However the most relevant Horizontal Tau Air-Shower, HORTAUs at GZK energies will be better searched and revealed at best at lowest EUSO thresholds. They are originated along huge Volumes around the EUSO Area. Their horizontal skimming secondary  $\tau$  decay occur far away  $\geq 550$  km, at high altitude ( $\geq 20 - 40$  km) and they will give clear signals very distinguished from any downward horizontal UHECR. There are none of such upward UHECR event expected. Therefore there is not noise background. HORTAUs are grown by UHE neutrino interactions inside huge volumes ( $V_{eff} \geq 2300km^3$ ) for incoming neutrino energy  $E_{\nu_\tau} \simeq 10^{19}$  eV.

Even for the most conservative scenario where a minimal GZK- $\nu$  fluence must take place (at least at:

$$E_\nu \Phi_\nu \simeq 30eVcm^{-2}s^{-1}sr^{-1}$$

just comparable to well observed Cosmic Ray fluence), a dozen or more of such UHE



astrophysical neutrino must be observed during three year of EUSO data recording. These HORTAU's will be not be observable by other competitive experiment as AUGER. Therefore to improve the HORTAU visibility in EUSO one must, in our opinion :

- a) Improve the fast pattern recognition of Horizontal Shower Tracks with their few distant dots with forking signature.
- b) Enlarge the Telescope Radius to embrace also lower  $10^{19}$  eV energy thresholds where UHE HORTAU neutrino signals are enhanced.
- c) Consider a detection at angular  $\Delta\theta$  and at height  $\Delta h$  level within an accuracy  $\Delta\theta \leq 0.2^\circ$ ,  $\Delta h \leq 2$  km.

Even all the above results have been derived carefully following (16) (17) (19) in a minimal realistic framework they may be used within 20% nominal value due to the present uncertain in EUSO detection capabilities.

### 9.1. Acknowledgment

The author wish to thank Prof. Livio Scarsi for inspiring the present search as well as the EUSO collaboration for the exciting discussion during November workshop in Rome; the author thanks also C.Leto, M.Teshima and P.Lipari for support and technical suggestions.

## 10. References

### REFERENCES

Becattini F and Bottai S 2001 Astropart. Phys. 15 323  
 SNO Collaboration, 2002, Phys.Rev.Lett. 89 (2002) 011302.

Berezinsky V S, Gazizov A Z and Grigorieva S I 2002 hep-ph/0204357  
 Berezinsky V S et al. 1990 Astrophysics of Cosmic Rays (North Holland ed.)  
 Bertou X, Billoir P, Deligny O, Lachaud C, Letessier-S.A 2002 Astropart.Phys.17 183-193  
 Dolgov A 2002 Phys.Rept. 370 , 333-535; 2002 hep-ph/0202122  
 Dutta Iyer S, Reno M H, Sarcevic I and Seckel D 2001 Phys. Rev. D63 094020  
 Fargion D and Salis A 1997 Proc.25th ICRC HE-4-6 153  
 Fargion D, Mele B and Salis A 1999 Ap. J. 517 725; astro-ph/9710029  
 Fargion D 2002 Ap. J. 570 (2002) 909-925, astro-ph/0002453; astro-ph/9704205  
 Fargion D and Grossi M, De Sanctis Lucentini P G, Di Troia C and Konoplich R V; Dark2000, Heidelberg 10-14, July, Ed. Klapdor-Kleingrothaus H V Springer 2001 p. 455-468  
 Fargion D 2001 27th ICRC 2001 HE2.5 1297-1300 2001 astro-ph/0106239  
 Fargion D 2001 27th ICRC 2001 HE1.8 Germany 903-906 2001 astro-ph/0107094  
 Fargion D, Aiello A, Conversano R, 26th ICRC HE6.1.10 396-398; 1999; astro-ph/9906450  
 Fargion D, Grossi M, De Sanctis Lucentini P G and Troia C J 2001 Phys. Soc. Jpn. 70 46-57

- Fargion D 2002 hep-ph/0206010.
- Fargion D 2002 SPIE Conference 4858-01  
2002 hep-ph/0208093
- Fargion D 2002 Oulu, Beyond the Standard Model Conference 2002 hep-ph/0211153
- Fargion D 2002 , astro-ph/0212342;  
18November-2002 EUSO -Rome Meeting
- Feng J L, Fisher P, Wilczek F and Terri M Yu hep-ph/0105067
- Fodor Z, Katz S D and Ringwald A 2002 hep-ph/0210123
- Fukuda Y *et al.* [Super-Kamiokande Collaboration] 1998 Phys. Rev. Lett. 81 1562
- Gallex Collaboration, 1992, Phys.Letter.B 285 (1992) 376.
- Gorbunov D S, Tinyakov P G ,Tkachev I I and Troitsky S V 2002 astro-ph/0204360 and 2002 Astrophys.J. 577 L93
- Greisen K 1966 Phys. Rev. Lett. 16 748
- Hayashida N et al. AGASA collaboration 1999 Astropart. Phys. 10 303-311
- Kalashev O E, Kuzmin V A, Semikoz D V and Sigl G 2002 Phys. Rev. D 66 063004
- KamLand Collaboration, 2002, hep-ex/0212021.
- Klapdor-Kleingrothaus H V, Dietz A, Harney H L and Krivosheina I V 2001 Mod. Phys. Lett. A 16 2409;
- Halzen F and Saltzberg D 1998 Phys. Rev. Lett. 81 4305-4308
- Hou G W S and Huang M A 2002 astro-ph/0204145
- Gandhi R, Quigg C, Reno M H and Sarcevic I 1998 Phys. Rev. D 58 093009
- Learned J G and Pakvasa S 1995 Astropart. Phys. 3 267
- Raffelt G.G. New Astron.Rev. 46 (2002) 699-708, astro-ph/0207220.
- Singh S., Ma C. P., astro-ph/0208419.
- Takeda M and AGASA Collab. 2001 J Phys. Soc. Jpn. 70 15-21
- Tinyakov P and Tkachev I 2001 J. Phys. Soc. Jpn. 70 58-63
- Yoshida S, Sigl G and Lee S 1998 Phys. Rev. Lett. 81 5505
- Weiler T 1999 Astropart. Phys. 11 303
- Zatsepin G T and Kuzmin V A 1966 JETP Lett. 4 78