

INCLUSIVE HEAVY-QUARKONIUM PRODUCTION IN HADRONIC COLLISIONS*

Geoffrey T. Bodwin¹, Jungil Lee¹, and Ramona Vogt^{2,3}

¹High Energy Physics Division, Argonne National Laboratory, Argonne, IL 60439, USA

²Nuclear Science Division, Lawrence Berkeley National Laboratory, Berkeley, CA 94720, USA

³Physics Department, University of California at Davis, Davis, CA 95616, USA

Abstract

We discuss the theory of inclusive production of heavy quarkonium, the comparison between theory and experiment, and the expected nuclear effects in cold nuclear targets. We also present predictions, based on Nonrelativistic QCD (NRQCD), for quarkonium production cross sections in the LHC energy range. We find that nuclear effects in the production cross sections are largely independent of the sizes of the NRQCD matrix elements, the charmonium state that is produced and, in the color-octet case, largely independent of the partonic subprocess that produces the heavy quark-antiquark pair.

1. A Review of NRQCD

1.1 The NRQCD Factorization Method

In both heavy-quarkonium decays and hard-scattering production, large energy-momentum scales appear. The heavy-quark mass m_Q is much larger than Λ_{QCD} , and, in the case of production, the transverse momentum p_T can be much larger than Λ_{QCD} as well. Thus, the associated values of α_s are much less than one: $\alpha_s(m_c) \approx 0.25$ and $\alpha_s(m_b) \approx 0.18$. Therefore, one might hope that it would be possible to calculate the rates for heavy quarkonium production and decay accurately in perturbation theory. However, there are clearly low-momentum, nonperturbative effects associated with the dynamics of the quarkonium bound state that invalidate the direct application of perturbation theory.

In order to make use of perturbative methods, one must first separate the short-distance/high-momentum, perturbative effects from the long-distance/low-momentum, nonperturbative effects—a process which is known as “factorization.” One convenient way to carry out this separation is through the use of the effective field theory Nonrelativistic QCD (NRQCD) [1, 2, 3]. NRQCD reproduces full QCD accurately at momentum scales of order $m_Q v$ and smaller, where v is heavy-quark velocity in the bound state in the center-of-mass (CM) frame, with $v^2 \approx 0.3$ for charmonium and $v^2 \approx 0.1$ for bottomonium. Virtual processes involving momentum scales of order m_Q and larger can affect the lower-momentum processes. Their effects are taken into account through the short-distance coefficients of the operators that appear in the NRQCD action.

Because $Q\bar{Q}$ production occurs at momentum scales of order m_Q or larger, it manifests itself in NRQCD through contact interactions. As a result, the quarkonium production cross section can be written as a sum of the products of NRQCD matrix elements and short-distance coefficients:

$$\sigma(H) = \sum_n \frac{F_n(\Lambda)}{m_Q^{d_n-4}} \langle 0 | \mathcal{O}_n^H(\Lambda) | 0 \rangle. \quad (1)$$

Here, H is the quarkonium state, Λ is the ultraviolet cutoff of the effective theory, the F_n are short-distance coefficients, and the \mathcal{O}_n^H are four-fermion operators, whose mass dimensions are d_n . A formula similar to Eq. (1) exists for the inclusive quarkonium annihilation rate [3].

*To appear in the CERN Yellow Report for the 2001–2002 CERN workshop Hard Probes in Heavy Ion Collisions at the LHC.

The short-distance coefficients $F_n(\Lambda)$ are essentially the process-dependent partonic cross sections to make a $Q\bar{Q}$ pair. The $Q\bar{Q}$ pair can be produced in a color-singlet state or in a color-octet state. The short-distance coefficients are determined by matching the square of the production amplitude in NRQCD to full QCD. Because the $Q\bar{Q}$ production scale is of order m_Q or greater, this matching can be carried out in perturbation theory.

The four-fermion operators in Eq. (1) create a $Q\bar{Q}$ pair, project it onto an intermediate state that consists of a heavy quarkonium plus anything, and then annihilate the $Q\bar{Q}$ pair. The vacuum matrix element of such an operator is the probability for a $Q\bar{Q}$ pair to form a quarkonium plus anything. These matrix elements are somewhat analogous to parton fragmentation functions. They contain all of the nonperturbative physics that is associated with evolution of the $Q\bar{Q}$ pair into a quarkonium state.

Both color-singlet and color-octet four-fermion operators appear in Eq. (1). They correspond, respectively, to the evolution of a $Q\bar{Q}$ pair in a relative color-singlet state or a relative color-octet state into a color-singlet quarkonium. If we drop all of the color-octet contributions in Eq. (1), then we have the color-singlet model [4]. In contrast, NRQCD is not a model, but a rigorous consequence of QCD in the limit $\Lambda_{\text{QCD}}/m_Q \rightarrow 0$.

The NRQCD decay matrix elements can be calculated in lattice simulations [5, 6] or determined from phenomenology. However, at present, the production matrix elements must be obtained phenomenologically, as it is not yet known how to formulate the calculation of production matrix elements in lattice simulations. In general, the production matrix elements are different from the decay matrix elements. However, in the color-singlet case, the production and decay matrix elements can be related through the vacuum-saturation approximation, up to corrections of relative order v^4 [3].

An important property of the matrix elements, which greatly increases the predictive power of NRQCD, is the fact that they are universal, *i.e.*, process independent. NRQCD v -power-counting rules organize the sum over operators in Eq. (1) as an expansion in powers of v . Through a given order in v , only a limited number of operator matrix elements contribute. Furthermore, at leading order in v , there are simplifying relations between operator matrix elements, such as the heavy-quark spin symmetry [3] and the vacuum-saturation approximation [3], that reduce the number of independent phenomenological parameters. In contrast, the CEM ignores the hierarchy of matrix elements in the v expansion.

The proof of the factorization formula (1) relies both on NRQCD and on the all-orders perturbative machinery for proving hard-scattering factorization. A detailed proof does not yet exist, but work is in progress [7]. Corrections to the hard-scattering part of the factorization are thought to be of order $(m_Q v/p_T)^2$, not $(m_Q/p_T)^2$, in the unpolarized case and of order $m_Q v/p_T$, not m_Q/p_T , in the polarized case. It is not known if there is a factorization formula at low p_T or for the p_T -integrated cross section. The presence of soft gluons in the quarkonium binding process makes the application of the standard factorization techniques problematic at low p_T .

In the decay case, the color-octet matrix elements can be interpreted as the probability to find the quarkonium in a Fock state consisting of a $Q\bar{Q}$ pair plus some gluons. It is a common misconception that color-octet production proceeds, like color-octet decay, through a higher Fock state. However, in color-octet production, the gluons that neutralize the color are in the final state, not the initial state. There *is* a higher-Fock-state process, but it requires the production of gluons that are nearly collinear to the $Q\bar{Q}$ pair, and it is, therefore, suppressed by additional powers of v .

In practical theoretical calculations of the quarkonium production and decay rates, a number of significant uncertainties arise. In many instances, the series in α_s and in v of Eq. (1) converge slowly, and the uncertainties from their truncation are large—sometimes of order 100%. In addition, the matrix elements are often poorly determined, either from phenomenology or lattice measurements, and the important linear combinations of matrix elements vary from process to process, making tests of universality difficult. There are also large uncertainties in the heavy-quark masses (approximately 10% for m_c and 5% for m_b , for the mass ranges used in the calculations) that can be very significant for quarkonium rates

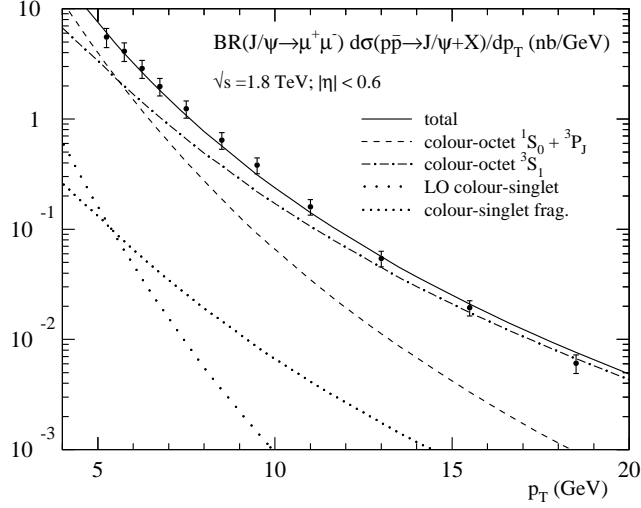


Fig. 1: J/ψ cross section as a function of p_T . The data points are from the CDF measurement [8]. The solid curve is the NRQCD-factorization fit to the data given in Ref. [9]. The other curves give various contributions to the NRQCD-factorization fit. From Ref. [9].

proportional to a large power of the mass.

1.2 Experimental Tests of NRQCD Factorization

Here, we give a brief review of some of the successes of NRQCD, as well as some of the open questions. We concentrate on hadroproduction results for both unpolarized and polarized production. We also discuss briefly some recent two-photon, e^+e^- , and photoproduction results.

Using the NRQCD-factorization approach, one can obtain a good fit to the high- p_T CDF data [8], while the color-singlet model under predicts the data by more than an order of magnitude. (See Fig. 1.) The p_T dependence of the unpolarized Tevatron charmonium data has been studied under a number of model assumptions, including LO collinear factorization, parton-shower radiation, k_T smearing, and k_T factorization. (See Ref. [9] for a review.)

Several uncertainties in the theoretical predictions affect the extraction of the NRQCD charmonium-production matrix elements from the data. There are large uncertainties in the theoretical predictions that arise from the choices of the factorization scale, the renormalization scale, and the parton distributions. The extracted values of the octet matrix elements are very sensitive to the small- p_T behavior of the cross section and this, in turn, leads to a sensitivity to the behavior of the small- x gluon distribution. Furthermore, the effects of multiple soft-gluon emission are important, and their omission in the fixed-order perturbative calculations leads to overestimates of the matrix elements. Effects of higher-order corrections in α_s are a further uncertainty in the theoretical predictions. Similar theoretical uncertainties arise in the extraction of the NRQCD production matrix elements for the Υ [10] states, but, owing to large statistical uncertainties, they are less significant for the fits than in the charmonium case.

At large p_T ($p_T \gtrsim 4m_c$ for the J/ψ) the dominant quarkonium-production mechanism is gluon fragmentation into a $Q\bar{Q}$ pair in a 3S_1 color-octet state. The fragmenting gluon is nearly on mass shell and is, therefore, transversely polarized. Furthermore, the velocity-scaling rules predict that the color-octet $Q\bar{Q}$ state retains its transverse polarization as it evolves into S -wave quarkonium [11], up to cor-

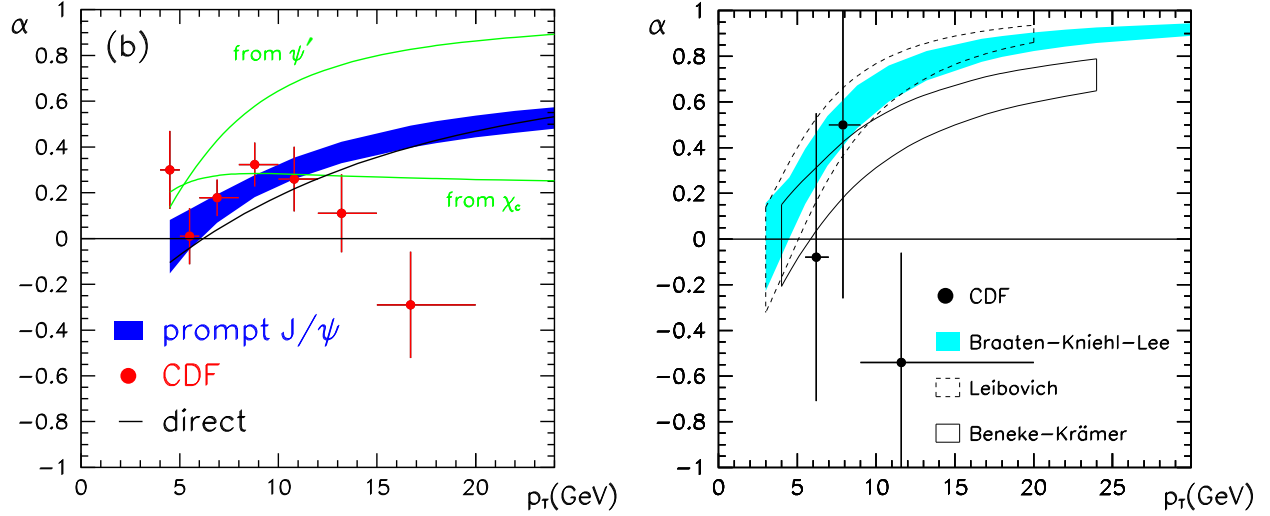


Fig. 2: Left-hand side: J/ψ polarization at the Tevatron. The band is the total NRQCD-factorization prediction. The other curves give the contributions from feeddown from higher charmonium states. Right-hand side: ψ' polarization at the Tevatron. The bands give various NRQCD-factorization predictions. The data points are from the CDF measurement [17]. From Ref. [15].

rections of relative order v^2 . Radiative corrections, color-singlet production, and feeddown from higher states can dilute the quarkonium polarization [12, 13, 14, 15, 16]. Despite this dilution, a substantial polarization is expected at large p_T . Its detection would be a “smoking gun” for the presence of color-octet production. In contrast, the color-evaporation model predicts no quarkonium polarization. The CDF measurement of the J/ψ and ψ' polarization as a function of p_T [17] is shown in Fig. 2, along with the NRQCD factorization prediction [13, 14, 15]. The analysis of ψ' polarization is simpler than for the J/ψ , since feeddown does not play a rôle. However, the statistics are not as good for the ψ' . The degree of polarization is $\alpha = (1 - 3\xi)/(1 + \xi)$, where ξ is the fraction of events with longitudinal polarization. $\alpha = 1$ corresponds to 100% transverse polarization, and $\alpha = -1$ corresponds to 100% longitudinal polarization. The observed polarization is in relatively good agreement with the prediction, except in the highest p_T bin, although the prediction of increasing polarization with increasing p_T is not in evidence.

Because the polarization depends on a ratio of matrix elements, some of the theoretical uncertainties are reduced compared with those in the production cross section, and, so, the polarization is probably not strongly affected by multiple soft-gluon emission or K factors. Contributions of higher order in α_s could conceivably change the rates for the various spin states by a factor of two. Therefore, it is important to carry out the NLO calculation, which involves significant computational difficulties. It is known that order- v^2 corrections to parton fragmentation into quarkonium can be quite large [18]. If spin-flip corrections to the NRQCD matrix elements, which are nominally suppressed by powers of v , are also large, perhaps because the velocity-scaling rules need to be modified, then spin-flip contributions could significantly dilute the J/ψ polarization. Nevertheless, in the context of NRQCD, it is difficult to see how there could not be substantial charmonium polarization for $p_T > 4m_c$.

Compared to the J/ψ -polarization prediction, the Υ -polarization prediction has smaller v -expansion uncertainties. However, because of the higher Υ mass, it is necessary to go to higher p_T to insure that fragmentation dominates and that there is substantial polarization. Unfortunately, the current Tevatron data run out of statistics in this high- p_T region. CDF finds that $\alpha = -0.12 \pm 0.22$ for $8 < p_T < 20$ GeV [19], which is consistent with both the NRQCD-factorization prediction [20] and the zero-polarization prediction of the CEM. There are also discrepancies between the polarizations observed in fixed-target experiments and the NRQCD predictions.

Calculations of inclusive J/ψ and Υ production in $\gamma\gamma$ collisions [21, 22] have been compared with LEP data [23, 24, 25]. Both the J/ψ and Υ measurements favor the NRQCD predictions over those

of the color-singlet model.

Belle [26] and BaBar [27] have also measured the J/ψ total cross sections in $e^+e^- \rightarrow J/\psi X$. The results of the two experiments are incompatible with each other, but they both seem to favor NRQCD over the color-singlet model. A surprising new result from Belle [28] is that most of the produced J/ψ 's are accompanied by an additional $c\bar{c}$ pair: $\sigma(e^+e^- \rightarrow J/\psi c\bar{c})/\sigma(e^+e^- \rightarrow J/\psi X) = 0.59_{-0.13}^{+0.15} \pm 0.12$. Perturbative QCD plus the color-singlet model predict that this ratio should be about 0.1 [29]. There seems to be a major discrepancy between theory and experiment. However, the order- α_s^2 calculation lacks color-octet contributions, including those that produce $J/\psi c\bar{c}$. Although these contributions are suppressed by $v^4 \approx 0.1$, it is possible that the short-distance coefficients are large. In other results, the angular distributions favor NRQCD, but the polarization measurements show no evidence of the transverse polarization that would be expected in color-octet production. However, the center-of-mass momentum is rather small, and, hence, one would not expect the polarization to be large.

Quarkonium production has also been measured in inelastic photoproduction [30, 31] and deep-inelastic scattering (DIS) [32, 33] at HERA. The NRQCD calculation deviates from the data near large photon-momentum fractions, owing to the large LO color-octet contribution. The NLO color-singlet result agrees with the data over all momentum fractions, as well as with the data as a function of p_T . See Ref. [9] for a more complete review. In the case of deep-inelastic scattering, the Q^2 and p_T dependences are in agreement with NRQCD, but the results are more ambiguous for the dependence on the longitudinal momentum fraction.

1.3 Quarkonium Production in Nuclear Matter

The existing factorization “theorems” for quarkonium production in hadronic collisions are for cold hadronic matter. These theorems predict that nuclear matter is “transparent” for J/ψ production at large p_T . That is, at large p_T , all of the nuclear effects are contained in the nuclear parton distributions. The corrections to this transparency are of order $(m_Q v/p_T)^2$ for unpolarized cross sections and of order $m_Q v/p_T$ for polarized cross sections.

The effects of transverse-momentum kicks from multiple elastic collisions between active partons and spectators in the nucleons are among those effects that are suppressed by $(m_Q v/p_T)^2$. Nevertheless, these multiple-scattering effects can be important because the production cross section falls steeply with p_T and because the number of scatterings grows linearly with the path length through nuclear matter. Such elastic interactions can be expressed in terms of eikonal interactions [34] or higher-twist matrix elements [35].

Inelastic scattering of quarkonium by nuclear matter is also an effect of higher order in $(m_Q v/p_T)^2$. However, it can become dominant when the amount of nuclear matter that is traversed by the quarkonium is sufficiently large. Factorization breaks down when

$$L \gtrsim \frac{\min(z_Q, z_{\bar{Q}}) P_H^2}{M_A k_T^2(\text{tot})}, \quad (2)$$

where L is the length of the quarkonium path in the nucleus, M_A is the mass of the nucleus, z is the parton longitudinal momentum fraction, P_H is the momentum of the quarkonium in the parton CM frame, and $k_T(\text{tot})$ is the accumulated transverse momentum “kick” from passage through the nuclear matter. This condition for the breakdown of factorization is similar to “target-length condition” in Drell-Yan production [36, 37]. Such a breakdown is observed in the Cronin effect at low p_T and in Drell-Yan production at low Q^2 , where the cross section is proportional to A^α , and $\alpha < 1$.

It is possible that multiple-scattering effects may be larger for color-octet production than for color-singlet production. In the case of color-octet production, the pre-quarkonium $Q\bar{Q}$ system carries a nonzero color charge and, therefore, has a larger amplitude to exchange soft gluons with spectator partons.

Table 1: Matrix elements for charmonium production. Note that here $\langle \mathcal{O}_1^H \rangle = \langle \mathcal{O}_1^{\psi(nS)}(^3S_1) \rangle$ for J/ψ and ψ' , but $\langle \mathcal{O}_1^H \rangle = \langle \mathcal{O}_1^{\chi_{c0}}(^3P_0) \rangle$ for χ_{c0} . Uncertainties are statistical only. From Ref. [15].

H	$\langle \mathcal{O}_1^H \rangle$	$\langle \mathcal{O}_8^H(^3S_1) \rangle$	k	M_k^H
J/ψ	$1.3 \pm 0.1 \text{ GeV}^3$	$(4.4 \pm 0.7) \times 10^{-3} \text{ GeV}^3$	3.4	$(8.7 \pm 0.9) \times 10^{-2} \text{ GeV}^3$
ψ'	$0.65 \pm 0.06 \text{ GeV}^3$	$(4.2 \pm 1.0) \times 10^{-3} \text{ GeV}^3$	3.5	$(1.3 \pm 0.5) \times 10^{-2} \text{ GeV}^3$
χ_{c0}	$(8.9 \pm 1.3) \times 10^{-2} \text{ GeV}^5$	$(2.3 \pm 0.3) \times 10^{-3} \text{ GeV}^3$		

At present, there is no complete, rigorous theory to account for all of the effects of multiple scattering and we must resort to “QCD-inspired” models. A reasonable requirement for models is that they be constructed so that they are compatible with the factorization result in the large- p_T limit. Many models treat interactions of the pre-quarkonium with the nucleus as on-shell (Glauber) scattering. This assumption should be examined carefully, as on-shell scattering is known, from the factorization proofs, not to be a valid approximation in leading order in $(m_Q v/p_T)^2$.

2. NRQCD Predictions for the LHC

In this section, we shall use the formalism of NRQCD to give predictions for quarkonium production in the LHC energy range. We rewrite the cross section in Eq. (1) for the inclusive production of a charmonium state H as follows:

$$\sigma(H) = \sum_n \sigma^{(Q\bar{Q})_n} \langle \mathcal{O}_n^H \rangle, \quad (3)$$

where $\sigma^{(Q\bar{Q})_n} = F_n(\Lambda)/m_Q^{d_n-4}$, $\langle \mathcal{O}_n^H \rangle = \langle 0 | \mathcal{O}_n^H | 0 \rangle$, and n runs over all the color and angular momentum states of the $Q\bar{Q}$ pair. The cross sections $\sigma^{(Q\bar{Q})_n}$ can be calculated in perturbative QCD. All dependence on the final state H is contained in the nonperturbative NRQCD matrix elements $\langle \mathcal{O}_n^H \rangle$.

The most important matrix elements for $J/\psi = \psi(1S)$ and $\psi' = \psi(2S)$ production can be reduced to the color-singlet parameter $\langle \mathcal{O}_1^{\psi(nS)}(^3S_1) \rangle$ and the three color-octet parameters $\langle \mathcal{O}_8^{\psi(nS)}(^3S_1) \rangle$, $\langle \mathcal{O}_8^{\psi(nS)}(^1S_0) \rangle$, and $\langle \mathcal{O}_8^{\psi(nS)}(^3P_0) \rangle$. Two of the three color-octet matrix elements only appear in the linear combination

$$M_k^{\psi(nS)} = (k/m_c^2) \langle \mathcal{O}_8^{\psi(nS)}(^3P_0) \rangle + \langle \mathcal{O}_8^{\psi(nS)}(^1S_0) \rangle. \quad (4)$$

The value of k is sensitive to the p_T dependence of the fit. At the Tevatron, $k \approx 3$. Fits to fixed-target total cross sections give larger values, $k \approx 6-7$ [38]. The most important matrix elements for χ_{cJ} production can be reduced to a color-singlet parameter $\langle \mathcal{O}_1^{\chi_{c0}}(^3P_0) \rangle$ and a single color-octet parameter $\langle \mathcal{O}_8^{\chi_{c0}}(^3S_1) \rangle$. These matrix elements are sufficient to calculate the prompt J/ψ cross section to leading order in α_s and to order v^4 relative to the color-singlet contribution.

In pp collisions, different partonic processes for $Q\bar{Q}$ production dominate in different p_T ranges. If p_T is of order m_Q , fusion processes dominate, and, so, the $Q\bar{Q}$ pair is produced in the hard-scattering process. These contributions can be written in the form

$$\sigma_{\text{Fu}}(H) = \sum_{i,j} \int dx_1 dx_2 f_{i/A}(x_1, \mu^2) f_{j/B}(x_2, \mu^2) \hat{\sigma}_{ij}^{(Q\bar{Q})_n} \langle \mathcal{O}_n^H \rangle, \quad (5)$$

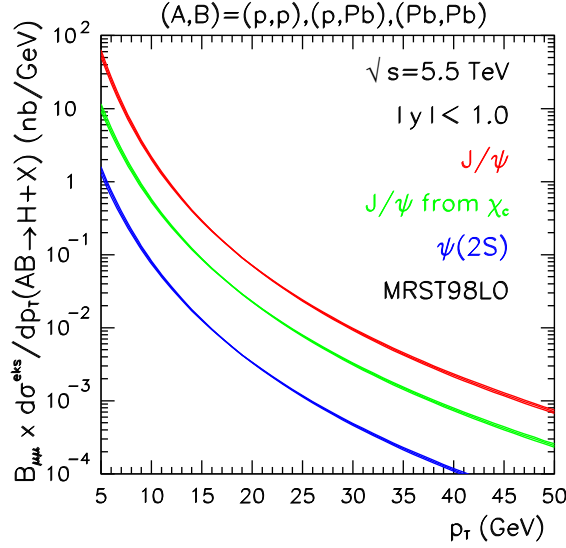


Fig. 3: Differential cross sections per nucleon multiplied by leptonic branching fractions for prompt J/ψ (upper curves), J/ψ from χ_c (middle curves), and prompt $\psi(2S)$ (lower curves) in pp , $p\text{Pb}$, and Pb+Pb collisions at $\sqrt{s} = 5.5$ TeV. The EKS98 parametrization [48, 49] is employed for $p\text{Pb}$ and Pb+Pb collisions.

where A and B are the incoming hadrons or nuclei. In Eq. (5), we include the parton processes $ij \rightarrow Q\bar{Q}X$, where $ij = gg, q\bar{q}, qg$ and $\bar{q}g$, and $q = u, d, s$. The relevant partonic cross sections $\hat{\sigma}_{ij}^{(Q\bar{Q})n}$ are given in Refs. [39, 40].

For $p_T \gg m_Q$, the dominant partonic process is gluon fragmentation through the color-octet 3S_1 channel. This contribution can be expressed as

$$\sigma_{\text{Fr}}(H) = \sum_{i,j} \int dx_1 dx_2 dz f_{i/A}(x_1, \mu^2) f_{j/B}(x_2, \mu^2) \hat{\sigma}_{ij}^g D_g^{(Q\bar{Q})_8(^3S_1)}(z, \mu_{\text{Fr}}^2) \langle \mathcal{O}_n^H \rangle, \quad (6)$$

where $D_g^{(Q\bar{Q})_8(^3S_1)}(z, \mu_{\text{Fr}}^2)$ is the fragmentation function for a gluon fragmenting into a $Q\bar{Q}$ pair, P/z is the momentum of the fragmenting gluon, P is the momentum of the $Q\bar{Q}$ pair, and μ_{Fr} is the fragmentation scale. The fragmentation process scales as $d\hat{\sigma}/dp_T^2 \sim 1/p_T^4$ [41, 42]. The fragmentation process is actually included in the fusion processes of Eq. (5). In the limit $p_T \gg m_Q$, the fusion processes that proceed through $g^* \rightarrow (Q\bar{Q})_8(^3S_1)$ are well-approximated by the expression (6). At large p_T , one can evolve the fragmentation function in the scale μ_{Fr} , thereby resumming large logarithms of p_T^2/m_Q^2 . Such a procedure leads to a smaller short-distance factor [14] and a more accurate prediction at large p_T than would be obtained by using the fusion cross section (5). However, in our calculations, we employ the fusion cross section (5), which leads to systematic over-estimation of the cross section at large p_T .

In order to predict the cross section for prompt J/ψ production (including χ_c and ψ' feeddown) at the LHC, we need the values of the NRQCD matrix elements. There have been several previous extractions of the color-octet matrix elements [14, 15, 39, 40, 43, 44, 45] from the CDF J/ψ , χ_c and ψ' p_T distributions [8, 46]. We use the matrix elements given in Ref. [15], which are shown in Table 1. Our calculations are based on the MRST LO parton distributions [47]. In calculating the cross section per nucleon for prompt J/ψ production in pA or AA collisions, we take $f_{i/A} = f_{i/p} R_i^A$. We employ the EKS98 parametrization [48, 49] for the nuclear shadowing ratio R_i^A . We evolve α_s at one-loop accuracy, and we set $\mu = (4m_c^2 + p_T^2)^{1/2}$ and $m_c = 1.5$ GeV.

There are several sources of uncertainty in our predictions for the cross sections. There are large

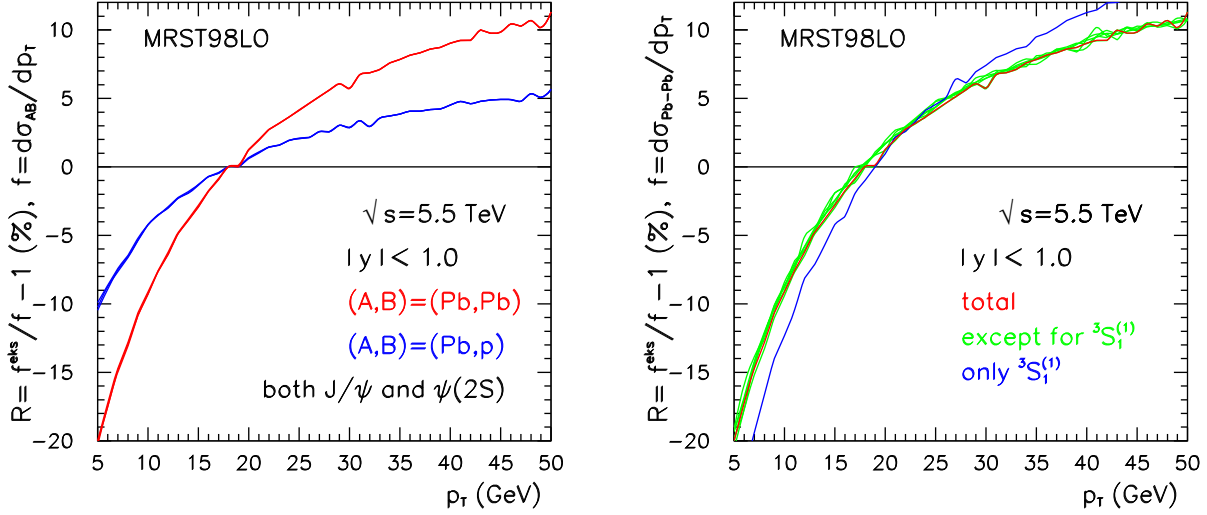


Fig. 4: The p_T dependence of R_{AB} [Eq. (7)]. (a) We compare the results for pPb and $Pb+Pb$ collisions. (The p_T dependence is stronger in the $Pb+Pb$ result.) (b) We show the dependence of R_{AB} on the various production channels in $Pb+Pb$ collisions at $\sqrt{s} = 5.5$ TeV.

uncertainties in the NRQCD matrix elements themselves. The errors shown in Table 1 are statistical only. There are additional large uncertainties in the matrix elements that arise from truncations of the series in α_s and v in the theoretical expressions that are used to extract the matrix elements. The matrix elements $\langle \mathcal{O}_8(^1S_0) \rangle$ and $\langle \mathcal{O}_8(^3P_0) \rangle$ are fixed by the data only in the linear combination M_k^H . In the present calculation, we take $\langle \mathcal{O}_8(^1S_0) \rangle = x M_k^H$ and $\langle \mathcal{O}_8(^3P_0) \rangle / m_c^2 = (1 - x) M_k^H / k$, use the values of k given in Table 1, and choose $x = 1/2$. Variation of x between 0 and 1 affects the cross sections at low p_T by amounts on the order of 5%. There are additional uncertainties in the predicted cross sections that arise from the choices of the parton distributions, the charm-quark mass m_c , and the scale μ . Because they affect the matrix-element fits, these uncertainties are highly correlated with those of the matrix elements. We have not tried to estimate their effects on the predicted cross sections.

In Fig. 3, we show the p_T distributions per nucleon multiplied by the dilepton branching fractions for prompt J/ψ (upper curves), J/ψ from χ_c decays (middle curves), and prompt ψ' (lower curves) at $\sqrt{s} = 5.5$ TeV. For pPb and $Pb+Pb$ collisions, we use the EKS98 parametrization [48, 49] to account for the effect of nuclear shadowing. The pp , pPb , and $Pb+Pb$ results essentially lie on top of each other in Fig. 3, owing to the many decades covered in the plot.

In order to display small differences between the distributions, we define the function R_{AB} :

$$R_{AB}(p_T) = \frac{d\sigma_{AB}/dp_T - d\sigma_{pp}/dp_T}{d\sigma_{pp}/dp_T}. \quad (7)$$

In Fig. 4, we present R_{AB} as a function of p_T . As is shown in Fig. 4(a), nuclear shadowing increases the cross section at large p_T and decreases it at small p_T . The deviation of the $Pb+Pb$ cross section from the pp cross section is twice as large as that seen in the case of pPb collisions. In order to investigate the dependence of the shadowing effect on the short-distance cross sections that arise in hadroproduction of S -wave charmonium states in $Pb+Pb$ collisions, we plot R_{AB} for all channels separately. [See Fig. 4(b).] Even though the p_T dependence the contribution to the cross section of the color-octet 3S_1 channel is quite different from those of the color-octet 1S_0 and 3P_J channels, all three channels show the same nuclear effect. The only channel that shows a slightly different behavior is the color-singlet channel, which gives a negligible contribution to the cross section. While the differential cross sections in Fig. 3

Table 2: Inclusive color-singlet matrix elements for bottomonium production. The errors on the 3S_1 matrix elements come from estimates of the $\Upsilon(nS)$ decay rate to lepton pairs. The errors on the 3P_J states come from an average over potential-model estimates. The inclusive matrix elements are a linear combination of branching ratios, as in Eq. (9). The S -state matrix elements are in units of GeV^3 while the P_J -state matrix elements are in units of GeV^5 . From Ref. [10].

H	$\langle \mathcal{O}_1^H(^3S_1) \rangle_{\text{inc}}$	$\langle \mathcal{O}_1^H(^3P_0) \rangle_{\text{inc}}$	$\frac{1}{3} \langle \mathcal{O}_1^H(^3P_1) \rangle_{\text{inc}}$	$\frac{1}{5} \langle \mathcal{O}_1^H(^3P_2) \rangle_{\text{inc}}$
$\Upsilon(3S)$	4.3 ± 0.9	0	0	0
$\Upsilon(2S)$	5.0 ± 0.7	0.12 ± 0.06	0.55 ± 0.15	0.42 ± 0.10
$\Upsilon(1S)$	12.8 ± 1.6	< 0.2	1.23 ± 0.25	0.84 ± 0.15

are strongly dependent on the nonperturbative NRQCD matrix elements, R_{AB} is almost independent of the matrix elements, making it a good observable for studying nuclear shadowing at the LHC.

The Υ rates are somewhat more difficult to calculate because of the many feeddown contributions. The matrix elements are also not particularly well known. Since it is unlikely that all the different contributions can be disentangled, we follow the approach of Ref. [10] and compute the inclusive $\Upsilon(nS)$ production cross section

$$\begin{aligned}
d\sigma(\Upsilon(nS))_{\text{inc}} &= d\sigma^{(b\bar{b})_1(^3S_1)} \langle \mathcal{O}_1^{\Upsilon(nS)}(^3S_1) \rangle_{\text{inc}} + \sum_J d\sigma^{(b\bar{b})_1(^3P_J)} \langle \mathcal{O}_1^{\Upsilon(nS)}(^3P_J) \rangle_{\text{inc}} \\
&\quad + d\sigma^{(b\bar{b})_8(^3S_1)} \langle \mathcal{O}_8^{\Upsilon(nS)}(^3S_1) \rangle_{\text{inc}} + d\sigma^{(b\bar{b})_8(^1S_0)} \langle \mathcal{O}_8^{\Upsilon(nS)}(^1S_0) \rangle_{\text{inc}} \\
&\quad + \left(\sum_J (2J+1) d\sigma^{(b\bar{b})_8(^3P_J)} \right) \langle \mathcal{O}_8^{\Upsilon(nS)}(^3P_0) \rangle_{\text{inc}} ,
\end{aligned} \tag{8}$$

where the last term makes use of heavy-quark spin symmetry to relate all of the octet 3P_J matrix elements to the octet 3P_0 matrix element. The “inclusive” matrix elements are defined by

$$\langle \mathcal{O}_i^{\Upsilon(nS)}(n) \rangle_{\text{inc}} = \sum_H B_{H \rightarrow \Upsilon(nS)} \langle \mathcal{O}_i^H(n) \rangle , \tag{9}$$

where $i = 1$ or 8 for singlet or octet, respectively. The sum over H includes the $\Upsilon(nS)$ as well as all higher states that can decay to $\Upsilon(nS)$. The branching ratio for $H \rightarrow H'$ decays is $B_{H \rightarrow H'}$ with $B_{H \rightarrow H} \equiv 1$. Only $\chi_b(1P)$ and $\chi_b(2P)$ decays are included; the possibility of feeddown from the as-yet unobserved $\chi_b(3P)$ states is neglected. In the linear combination $M_k^{\Upsilon(nS)}$, the color-octet matrix element from the 3P_0 state is neglected, and, so, $M_k^{\Upsilon(nS)} = \langle \mathcal{O}_8^{\Upsilon(nS)}(^1S_0) \rangle_{\text{inc}}$. We use $m_b = 4.77$ GeV and the MRST LO parton distributions. The values of the inclusive color-singlet matrix elements are given in Table 2, and the values of the inclusive color-octet matrix elements, from Ref. [10], are given in Table 3.

In Fig. 5, we show the p_T distributions per nucleon multiplied by the dilepton branching fractions for the 3 ΥS states at $\sqrt{s} = 5.5$ TeV. The feeddown contributions are included as in Eq. (8). For $p\text{Pb}$ and $\text{Pb}+\text{Pb}$ collisions, we use the EKS98 parametrization [48, 49] in order to account for the effects of nuclear shadowing. The pp , $p\text{Pb}$, and $\text{Pb}+\text{Pb}$ results lie essentially on top of each other in Fig. 5.

The unusual relative behavior of the $\Upsilon(2S)$ and $\Upsilon(3S)$ states at both low and high p_T is due to the fact that the bottomonium matrix elements are not very well determined. For $p_T < 10$ GeV, the $\Upsilon(2S)$ cross section drops below the $\Upsilon(3S)$ cross section because the $\Upsilon(2S)$ has a large negative color-octet matrix element. (See Table 3.) The short-distance coefficients multiplying $M_k^{\Upsilon(nS)}$ are significant at low p_T . Thus, there is a large cancellation between the octet 3S_1 matrix element and $M_k^{\Upsilon(nS)}$, which

Table 3: Inclusive color-octet matrix elements for bottomonium production. The matrix elements were fit using the MRSTLO parton distributions. The first set of error bars is from χ^2 fits to the Υ p_T distributions in the region $p_T > 8$ GeV. The second set is associated with the variation of the scales and corresponds to multiplying $\mu = \sqrt{m_b^2 + p_T^2}$ by 2 (upper error) and 0.5 (lower error). The matrix elements are in units of 10^{-2} GeV^3 . From Ref. [10].

H	$\langle \mathcal{O}_8^H(^3S_1) \rangle_{\text{inc}}$	$\langle \mathcal{O}_8^H(^1S_0) \rangle_{\text{inc}}$	$\frac{5}{m_b^2} \langle \mathcal{O}_1^H(^3P_0) \rangle_{\text{inc}}$
$\Upsilon(3S)$	$3.7 \pm 1.7^{+1.7}_{-1.3}$	$7.5 \pm 4.9^{+3.4}_{-2.5}$	0
$\Upsilon(2S)$	$19.6 \pm 6.3^{+8.9}_{-6.5}$	$-8.7 \pm 11.1^{+2.4}_{-1.8}$	0
$\Upsilon(1S)$	$11.7 \pm 3.0^{+5.7}_{-4.2}$	$18.1 \pm 7.2^{+11.4}_{-8.1}$	0

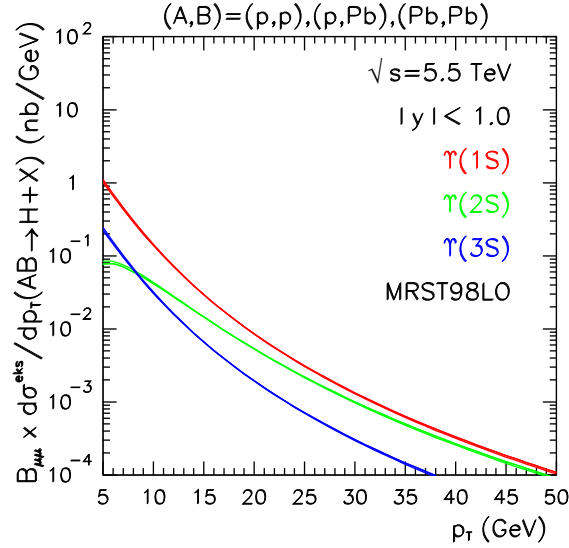


Fig. 5: Differential cross sections per nucleon multiplied by leptonic branching fractions for inclusive $\Upsilon(1S)$ (upper curves), $\Upsilon(2S)$ (middle curves), and prompt $\Upsilon(3S)$ (lower curves) in pp , $p\text{Pb}$, and $\text{Pb}+\text{Pb}$ collisions at $\sqrt{s} = 5.5$ TeV. The EKS98 parametrization [48, 49] is employed for $p\text{Pb}$ and $\text{Pb}+\text{Pb}$ collisions.

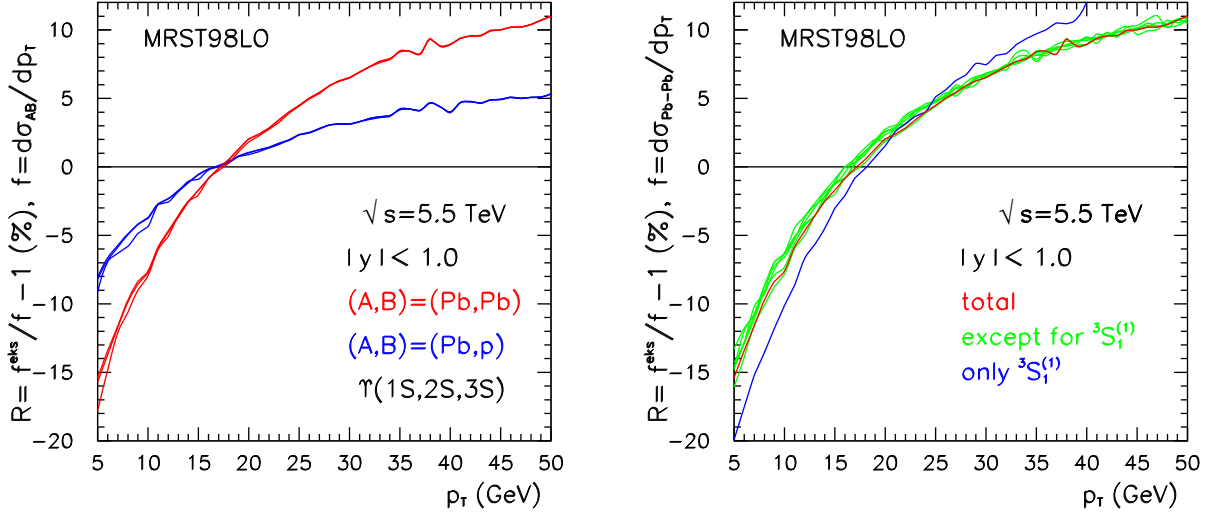


Fig. 6: The p_T dependence of R_{AB} [Eq. (7)] for Υ production. (a) We compare the results for $p\text{Pb}$ and $\text{Pb}+\text{Pb}$ collisions. (The p_T dependence is stronger in the $\text{Pb}+\text{Pb}$ result.) (b) We show the dependence of R_{AB} on the various production channels in $\text{Pb}+\text{Pb}$ collisions at $\sqrt{s} = 5.5$ TeV.

reduces the $\Upsilon(2S)$ cross section in this region, causing it to drop below the $\Upsilon(3S)$ cross section at low p_T . At the high- p_T end of the spectrum, the large value of the 3S_1 $\Upsilon(2S)$ color-octet matrix element (Table 3) causes the $\Upsilon(2S)$ cross section to approach that of the $\Upsilon(1S)$. In this region, the color-octet 3S_1 contribution dominates the other channels. Its large matrix element gives the $\Upsilon(2S)$ an unreasonably large cross section relative to that of the $\Upsilon(1S)$. The $\Upsilon(2S)$ rate at $p_T \approx 15$ GeV is more reasonable because the large and positive 3S_1 contribution, and the large and negative $M_k^{\Upsilon(2S)}$ contribution nearly cancel each other.

Better determinations of the Υ matrix elements are required in order to make more accurate predictions of the NRQCD Υ -production rates at the LHC. As is shown in the Υ -polarization analysis in Ref. [20], some theoretical predictions have quite large uncertainties even at Tevatron energies, owing to our poor knowledge of the matrix elements. However, as is shown in Fig. 6, the ratio R_{AB} is still a good measure of the effect of shadowing on Υ production. The ratio is independent of the Υ state and is quite similar to the J/ψ ratio in Fig. 4. The shadowing effect in $\text{Pb}+\text{Pb}$ interactions may be somewhat less for the Υ at $p_T \approx 5$ GeV than for the J/ψ , but the difference is small. Note also, from Fig. 6(b), that R_{AB} is essentially independent of the matrix elements and is, therefore, largely unaffected by their uncertainties.

Acknowledgments

Work by G. T. Bodwin and J. Lee in the High Energy Physics Division at Argonne National Laboratory is supported by the U. S. Department of Energy, Division of High Energy Physics, under Contract No. W-31-109-ENG-38. Work by R. Vogt is supported in part by the Division of Nuclear Physics of the Office of High Energy and Nuclear Physics of the U. S. Department of Energy under Contract No. DE-AC-03-76SF00098.

References

- [1] W. E. Caswell and G. P. Lepage, Phys. Lett. B **167** (1986) 437.
- [2] B. A. Thacker and G. P. Lepage, Phys. Rev. D **43** (1991) 196.

- [3] G. T. Bodwin, E. Braaten, and G. P. Lepage, Phys. Rev. D **51** (1995) 1125; **55** (1997) 5853(E) [arXiv:hep-ph/9407339].
- [4] See G. A. Schuler, arXiv:hep-ph/9403387, and references therein.
- [5] G. T. Bodwin, S. Kim, and D. K. Sinclair, Nucl. Phys. B (Proc. Suppl.) **34** (1994) 434.
- [6] G. T. Bodwin, D. K. Sinclair, and S. Kim, Phys. Rev. D **65** (2002) 054504 [arXiv:hep-lat/0107011].
- [7] J. w. Qiu and G. Sterman (private communication).
- [8] F. Abe *et al.* [CDF Collaboration], Phys. Rev. Lett. **79** (1997) 572.
- [9] M. Krämer, Prog. Part. Nucl. Phys. **47** (2001) 141 [arXiv:hep-ph/0106120].
- [10] E. Braaten, S. Fleming, and A. K. Leibovich, Phys. Rev. D **63** (2001) 094006 [arXiv:hep-ph/0008091].
- [11] P. Cho and M. B. Wise, Phys. Lett. B **346** (1995) 129 [arXiv:hep-ph/9411303].
- [12] M. Beneke and I. Z. Rothstein, Phys. Lett. B **372** (1996) 157 [Erratum-ibid. B **389** (1996) 769] [arXiv:hep-ph/9509375].
- [13] A. K. Leibovich, Phys. Rev. D **56** (1997) 4412 [arXiv:hep-ph/9610381].
- [14] M. Beneke and M. Krämer, Phys. Rev. D **55** (1997) 5269 [arXiv:hep-ph/9611218].
- [15] E. Braaten, B. A. Kniehl, and J. Lee, Phys. Rev. D **62** (2000) 094005 [arXiv:hep-ph/9911436].
- [16] B. A. Kniehl and J. Lee, Phys. Rev. D **62**, 114027 (2000) [arXiv:hep-ph/0007292].
- [17] T. Affolder *et al.* [CDF Collaboration], Phys. Rev. Lett. **85** (2000) 2886 [arXiv:hep-ex/0004027].
- [18] G. T. Bodwin and J. Lee, arXiv:hep-ph/0308016.
- [19] D. Acosta *et al.* [CDF Collaboration], Phys. Rev. Lett. **88** (2002) 161802.
- [20] E. Braaten and J. Lee, Phys. Rev. D **63** (2001) 071501 [arXiv:hep-ph/0012244].
- [21] M. Klasen, B. A. Kniehl, L. N. Mihaila, and M. Steinhauser, Phys. Rev. Lett. **89** (2002) 032001 [arXiv:hep-ph/0112259].
- [22] P. Cho, Phys. Lett. B **368** (1996) 171 [arXiv:hep-ph/9509355].
- [23] S. Todorova-Nova, in *Proceedings of the XXXI International Symposium on Multiparticle Dynamics*, Datong, China, 1–7 September, 2001 (World Scientific, Singapore, to appear) arXiv:hep-ph/0112050.
- [24] M. Chapkine, talk presented at *7th International Workshop on Meson Production, Properties and Interaction (Meson 2002)*, Krakow, Poland, May 24–28, 2002; unpublished.
- [25] G. Alexander *et al.* [OPAL Collaboration], Phys. Lett. B **370** (1996) 185.
- [26] K. Abe *et al.* [BELLE Collaboration], Phys. Rev. Lett. **88** (2002) 052001 [arXiv:hep-ex/0110012].
- [27] B. Aubert *et al.* [BABAR Collaboration], Phys. Rev. Lett. **87** (2001) 162002 [arXiv:hep-ex/0106044].

- [28] K. Abe *et al.* [Belle Collaboration], arXiv:hep-ex/0205104.
- [29] P. Cho and A. K. Leibovich, Phys. Rev. D **54** (1996) 6690 [arXiv:hep-ph/9606229].
- [30] P. Merkel, Nucl. Phys. Proc. Suppl. **79** (1999) 371.
- [31] A. Bertolin [ZEUS and H1 Collaborations], *Prepared for 30th International Conference on High-Energy Physics (ICHEP 2000), Osaka, Japan, 27 Jul - 2 Aug 2000*
- [32] A. Meyer, DESY-THESIS-1998-012; A. Meyer (unpublished).
- [33] S. Mohrdieck, DESY-THESIS-2000-059
- [34] G. T. Bodwin, S. J. Brodsky, and G. P. Lepage, Phys. Rev. D **39** (1989) 3287.
- [35] J. w. Qiu and G. Sterman, arXiv:hep-ph/0111002.
- [36] G. T. Bodwin, S. J. Brodsky, and G. P. Lepage, Phys. Rev. Lett. **47** (1981) 1799.
- [37] G. T. Bodwin, Phys. Rev. D **31** (1985) 2616; D **34** (1986) 3932(E)].
- [38] M. Beneke and I. Z. Rothstein, Phys. Rev. D **54** (1996) 2005 [Erratum-ibid. D **54** (1996) 7082] [arXiv:hep-ph/9603400].
- [39] P. Cho and A. K. Leibovich, Phys. Rev. D **53** (1996) 150 [arXiv:hep-ph/9505329].
- [40] P. Cho and A. K. Leibovich, Phys. Rev. D **53** (1996) 6203 [arXiv:hep-ph/9511315].
- [41] E. Braaten and T. C. Yuan, Phys. Rev. Lett. **71** (1993) 1673 [arXiv:hep-ph/9303205].
- [42] E. Braaten and S. Fleming, Phys. Rev. Lett. **74** (1995) 3327 [arXiv:hep-ph/9411365].
- [43] M. Cacciari, M. Greco, M. L. Mangano and A. Petrelli, Phys. Lett. B **356** (1995) 553 [arXiv:hep-ph/9505379].
- [44] B. A. Kniehl and G. Kramer, Eur. Phys. J. C **6** (1999) 493 [arXiv:hep-ph/9803256].
- [45] B. A. Kniehl and G. Kramer, Phys. Rev. D **60** (1999) 014006 [arXiv:hep-ph/9901348].
- [46] F. Abe *et al.* [CDF Collaboration], Phys. Rev. Lett. **79** (1997) 578.
- [47] A. D. Martin, R. G. Roberts, W. J. Stirling and R. S. Thorne, Phys. Lett. B **443** (1998) 301 [arXiv:hep-ph/9808371].
- [48] K. J. Eskola, V. J. Kolhinen and P. V. Ruuskanen, Nucl. Phys. B **535** (1998) 351 [arXiv:hep-ph/9802350].
- [49] K. J. Eskola, V. J. Kolhinen and C. A. Salgado, Eur. Phys. J. C **9** (1999) 61 [arXiv:hep-ph/9807297].