


# INTRODUCTION TO $B$ PHYSICS

J. L. ROSNER

*Enrico Fermi Institute and Department of Physics, University of Chicago  
5640 S. Ellis Avenue, Chicago, IL 60637 USA*



A short introduction to some current topics in  $B$  physics is presented in order to set the stage for some results to be announced at this Workshop. After briefly reviewing the Cabibbo-Kobayashi-Maskawa (CKM) matrix and information on its parameters, the decays of neutral  $B$  mesons to several CP eigenstates, and some  $B \rightarrow \pi K$  decays, are discussed. It is shown that progress is being made on determination of all the angles of the unitarity triangle.

## 1 Introduction

The completion of a pioneering program on the physics of  $B$  mesons at the Cornell Electron Synchrotron (CESR) and the highly successful commissioning of asymmetric  $e^+e^-$  colliders at PEP-II and KEK-B has led to a wealth of data on the decays of  $B$  mesons which can shed light on the weak and strong interactions and on the violation of CP symmetry. Hadron colliders are also beginning to utilize specialized triggers to study  $B$  mesons under conditions of higher background but with the benefit of larger production cross sections. One session of the present workshop is devoted to these results. The present Introduction seeks to put these exciting results in a broader context, showing both what has been learned so far and what the future holds.

After reviewing the charge-changing weak transitions of quarks, described by the Cabibbo-Kobayashi-Maskawa (CKM) matrix, in Sec. 2, we discuss several decays of neutral  $B$  mesons to CP eigenstates in Sec. 3, and a sampling of  $B \rightarrow \pi K$  decays in Sec. 4. Sec. 5 concludes.

## 2 The Cabibbo-Kobayashi-Maskawa Matrix

The weak transitions between quarks with  $Q = 2/3$  ( $u, c, t$ ) and  $Q = -1/3$  ( $d, s, b$ ) are encoded in a  $3 \times 3$  unitary matrix  $V$  known as the Cabibbo-Kobayashi-Maskawa (CKM) matrix.<sup>1,2</sup> The  $tb$ ,  $cs$ , and  $ud$  elements of  $V$  are of approximately unit magnitude, while  $|V_{us}| \simeq |V_{cd}| \simeq 0.22$ ,  $|V_{cb}| \simeq$

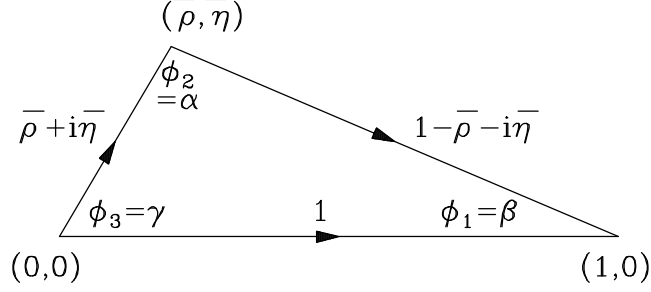


Figure 1: The unitarity triangle.

$|V_{ts}| \simeq 0.04$ ,  $|V_{td}| \simeq 0.008$ ,  $|V_{ub}| \simeq 0.004$ . Phases in the last two matrix elements can account for the observed CP violation in the kaon system, as first noted by Kobayashi and Maskawa.<sup>2</sup> One now seeks tests of this mechanism through  $B$  decays. A convenient parametrization of the CKM matrix, mentioned elsewhere in these Proceedings, is due to Wolfenstein.<sup>3</sup>

### 2.1 Unitarity

The unitarity of the CKM matrix implies that the scalar product of any column with the complex conjugate of any other column is zero, for example,  $V_{ub}^* V_{ud} + V_{cb}^* V_{cd} + V_{tb}^* V_{td} = 0$ . If one divides by  $-V_{cb}^* V_{cd}$ , this relation becomes equivalent to a triangle in the complex  $\bar{\rho} + i\bar{\eta}$  plane, with vertices at  $(0,0)$  (angle  $\phi_3 = \gamma$ ),  $(1,0)$  (angle  $\phi_1 = \beta$ ), and  $(\bar{\rho}, \bar{\eta})$  (angle  $\phi_2 = \alpha$ ). The triangle has unit base and its other two sides are  $\bar{\rho} + i\bar{\eta} = -(V_{ub}^* V_{ud}/V_{cb}^* V_{cd})$  (opposite  $\phi_1 = \beta$ ) and  $1 - \bar{\rho} - i\bar{\eta} = -(V_{tb}^* V_{td}/V_{cb}^* V_{cd})$  (opposite  $\phi_3 = \gamma$ ). The result is shown in Fig. 1.

### 2.2 Parameters

Direct constraints on the CKM parameters are obtained from strange particle decays ( $V_{us} \simeq 0.22$ ),  $b \rightarrow c$  decays ( $V_{cb} \simeq 0.041$ ), and  $b \rightarrow u$  decays ( $|V_{ub}/V_{cb}| \simeq 0.08 \sim 0.10$ ). Indirect constraints arise from various processes involving flavor-changing box diagrams. The  $\bar{s}d \rightarrow \bar{d}s$  transition gives rise to CP-violating  $K^0-\bar{K}^0$  mixing, whose magnitude (expressed through the parameter  $\epsilon$ ) imposes a constraint on  $\text{Im}(V_{td}^2)$ . The  $\bar{b}d \rightarrow \bar{d}b$  transition generates  $B^0-\bar{B}^0$  mixing, from which a constraint on  $|V_{td}| \sim |1 - \bar{\rho} - i\bar{\eta}|$  may be obtained. The  $\bar{b}s \rightarrow \bar{s}b$  transition generates  $B_s-\bar{B}_s$  mixing; by comparing the lower limit on this mixing with the observed  $B^0-\bar{B}^0$  mixing and using estimates of flavor-SU(3)-symmetry breaking in matrix elements, one finds  $|V_{ts}/V_{td}| > 4.4$ . The combined impact of these constraints can be conservatively summarized as requiring  $0.08 \leq \bar{\rho} \leq 0.34$ ,  $0.25 \leq \bar{\eta} \leq 0.43$ ,<sup>4</sup> though more restrictive analyses (see, e.g.,<sup>5</sup>) appear.

## 3 $B^0$ Decays to CP Eigenstates

Consider the decays  $B^0 \rightarrow f$  (amplitude  $A$ ) and  $\bar{B}^0 \rightarrow f$  (amplitude  $\bar{A}$ ), where  $f$  is a CP eigenstate with eigenvalue  $\xi_f = \pm 1$ . [See reviews<sup>6,7</sup> for more details.] As a result of  $B^0-\bar{B}^0$  mixing, a state which is  $B^0$  at proper time  $t = 0$  will evolve into one, denoted  $B^0(t)$ , which is a mixture of  $B^0$  and  $\bar{B}^0$ . Consequently, there will be two pathways to the final state  $f$ : one from  $B^0$  through the amplitude  $A$  and the other from  $\bar{B}^0$  through the amplitude  $\bar{A}$ , which acquires an additional phase  $2\phi_1$  through  $B^0-\bar{B}^0$  mixing. The interference of these two amplitudes can be different in the decay  $B^0(t) \rightarrow f$  from that in  $\bar{B}^0(t) \rightarrow f$ , leading to a time-integrated rate

asymmetry

$$\mathcal{A}_{CP} \equiv \frac{\Gamma(\bar{B}^0 \rightarrow f) - \Gamma(B^0 \rightarrow f)}{\Gamma(\bar{B}^0 \rightarrow f) + \Gamma(B^0 \rightarrow f)} \quad (1)$$

as well as to time-dependent rates

$$\left\{ \begin{array}{l} \Gamma[B^0(t) \rightarrow f] \\ \Gamma[\bar{B}^0(t) \rightarrow f] \end{array} \right\} \sim e^{-\Gamma t} [1 \mp \mathcal{A}_f \cos \Delta m t \mp \mathcal{S}_f \sin \Delta m t] \quad , \quad (2)$$

where

$$\mathcal{A}_f \equiv \frac{|\lambda|^2 - 1}{|\lambda|^2 + 1} \quad , \quad \mathcal{S}_f \equiv \frac{2\text{Im}\lambda}{|\lambda|^2 + 1} \quad , \quad \lambda \equiv e^{-2i\phi_1} \frac{\bar{A}}{A} \quad . \quad (3)$$

Note that one must have  $\mathcal{S}_f^2 + \mathcal{A}_f^2 \leq 1$ . I now discuss specific cases.

### 3.1 $B^0 \rightarrow J/\psi K_S$ and $\phi_1 = \beta$

For this decay one has  $\bar{A}/A \simeq \xi_{J/\psi K_S} = -1$ . One finds that the time-integrated asymmetry  $\mathcal{A}_{CP}$  is proportional to  $\sin(2\phi_1)$ . Using this and related decays involving the same  $\bar{b} \rightarrow \bar{s}c\bar{c}$  subprocess, BaBar<sup>8</sup> finds  $\sin(2\phi_1) = 0.741 \pm 0.067 \pm 0.033$  while Belle<sup>9</sup> finds  $\sin(2\phi_1) = 0.719 \pm 0.074 \pm 0.035$ . The two values are quite consistent with one another; the world average<sup>10</sup> is  $\sin(2\phi_1) = 0.734 \pm 0.054$ , consistent with other determinations.<sup>4,5,11</sup>

### 3.2 $B^0 \rightarrow \pi^+\pi^-$ and $\phi_2 = \alpha$

Here the situation is more complicated because there are two competing amplitudes contributing to the decay: a “tree”  $T$  and a “penguin”  $P$ . The decay amplitudes are then

$$A = -(|T|e^{i\phi_3} + |P|e^{i\delta}) \quad , \quad \bar{A} = -(|T|e^{-i\phi_3} + |P|e^{i\delta}) \quad . \quad (4)$$

The parameter  $\delta$  is the relative  $P/T$  strong phase. The asymmetry  $\mathcal{A}_{CP}$  would be proportional to  $\sin(2\phi_2)$  if the penguin amplitude could be neglected. However, it cannot, so methods have been developed to deal with its contribution.

An isospin analysis<sup>12</sup> makes use of  $B$  decays to  $\pi^+\pi^-$ ,  $\pi^\pm\pi^0$ , and  $\pi^0\pi^0$  to separate the contributions of decays involving  $I = 0$  and  $I = 2$  final states. Information can then be obtained on both strong and weak phases. A potential problem with this method is that the branching ratio of  $B^0$  to  $\pi^0\pi^0$  may be very small, of order  $10^{-6}$ . I shall discuss instead methods<sup>13,14</sup> in which flavor symmetry is used to estimate the magnitude of the penguin amplitude.<sup>15,16,17</sup>

The tree amplitude for  $B^0(= \bar{b}d) \rightarrow \pi^+\pi^-$  involves the subprocess  $\bar{b} \rightarrow \pi^+\bar{u}$ , with the spectator  $d$  quark combining with  $\bar{u}$  to form a  $\pi^-$ . Its magnitude is  $|T|$ ; its weak phase is  $\text{Arg}(V_{ub}^*) = \phi_3$ ; by convention its strong phase is 0. The penguin amplitude involves the flavor structure  $\bar{b} \rightarrow \bar{d}$ , with the final  $\bar{d}d$  pair fragmenting into  $\pi^+\pi^-$ . Its magnitude is  $|P|$ . The dominant  $t$  contribution in the loop diagram for  $\bar{b} \rightarrow \bar{d}$  can be integrated out and the unitarity relation  $V_{td}V_{tb}^* = -V_{cd}V_{cb}^* - V_{ud}V_{ub}^*$  used. The  $V_{ud}V_{ub}^*$  contribution can be absorbed into a redefinition of the tree amplitude, after which the weak phase of the penguin amplitude is 0 (mod  $\pi$ ). By definition, its strong phase is  $\delta$ .

Knowledge of the time-dependent asymmetries  $\mathcal{S}_{\pi\pi}$  and  $\mathcal{A}_{\pi\pi}$  suffices to specify both  $\phi_3$  (or  $\phi_2 = \pi - \phi_1 - \phi_3$ ) and  $\delta$ , if one has an independent estimate of  $|P/T|$ . This may be obtained by using flavor SU(3) to get  $|P|$  from  $B^+ \rightarrow K^0\pi^+$ <sup>15,16,18</sup> and factorization to get  $|T|$  from  $B \rightarrow \pi l\nu$ .<sup>19</sup> Since the  $T$  amplitude obtained from factorization is not precisely the same as that which contains a small  $V_{ud}V_{ub}^*$  contribution from the penguin, an alternative method<sup>14,17</sup> makes direct use of the measured ratio of the  $B^+ \rightarrow K^0\pi^+$  and  $B^0 \rightarrow \pi^+\pi^-$  branching ratios to constrain  $|P/T|$ . I shall discuss the first method since it is simpler.

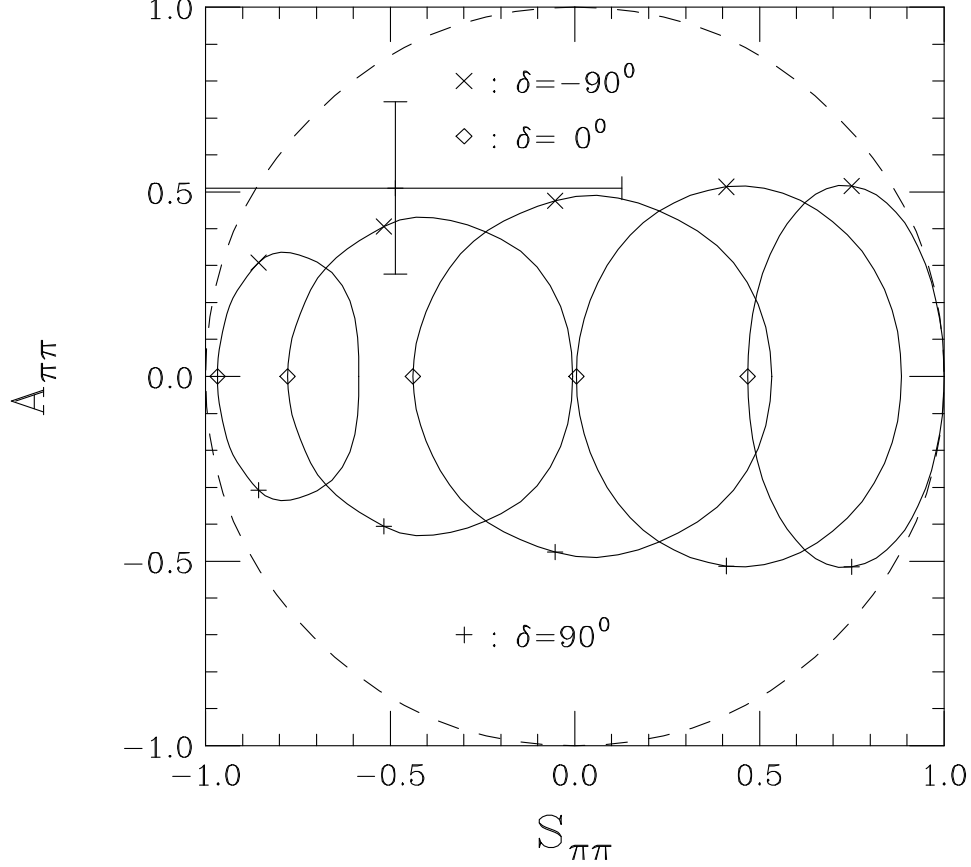


Figure 2: Curves depicting dependence of  $\mathcal{S}_{\pi\pi}$  and  $\mathcal{A}_{\pi\pi}$  on  $\delta$  ( $-\pi \leq \delta \leq \pi$ ). From right to left the curves correspond to  $\phi_2 = (120^\circ, 105^\circ, 90^\circ, 75^\circ, 60^\circ)$ . Plotted point: average of BaBar and Belle values (see text).

In addition to  $\mathcal{S}_{\pi\pi}$  and  $\mathcal{A}_{\pi\pi}$ , a useful quantity is the ratio of the  $B^0 \rightarrow \pi^+\pi^-$  branching ratio  $\overline{\mathcal{B}}(\pi^+\pi^-)$  (averaged over  $B^0$  and  $\overline{B}^0$ ) to that due to the tree amplitude alone:

$$R_{\pi\pi} \equiv \frac{\overline{\mathcal{B}}(\pi^+\pi^-)}{\overline{\mathcal{B}}(\pi^+\pi^-)|_{\text{tree}}} = 1 - 2 \left| \frac{P}{T} \right| \cos \delta \cos(\phi_1 + \phi_2) + \left| \frac{P}{T} \right|^2. \quad (5)$$

One also has

$$R_{\pi\pi} \mathcal{S}_{\pi\pi} = \sin 2\phi_2 + 2 \left| \frac{P}{T} \right| \cos \delta \sin(\phi_1 - \phi_2) - \left| \frac{P}{T} \right|^2 \sin(2\phi_1), \quad (6)$$

$$R_{\pi\pi} \mathcal{A}_{\pi\pi} = -2|P/T| \sin \delta \sin(\phi_1 + \phi_2). \quad (7)$$

The value of  $\phi_1 = \beta$  is specified to within a few degrees; we shall take it to have its central value  $\phi_1 = 23.6^\circ$ . The value of  $|P/T|$  (updating<sup>13,14</sup>) is  $0.28 \pm 0.06$ . Taking the central value, we plot trajectories in the  $(\mathcal{S}_{\pi\pi}, \mathcal{A}_{\pi\pi})$  plane as  $\delta$  is allowed to vary from  $-\pi$  to  $\pi$ . The result is shown in Fig. 2.

The experimental situation regarding the time-dependent asymmetries is not yet settled. As shown in Table 1, BaBar<sup>20</sup> and Belle<sup>21</sup> obtain very different values, especially for  $\mathcal{S}_{\pi\pi}$ . Even if this conflict were to be resolved, however, one sees the possibility of a discrete ambiguity, since curves for different values of  $\phi_2$  intersect one another.

The discrete ambiguity may be resolved with the help of  $R_{\pi\pi}$ . The most recent average of branching ratios, including ones from Belle presented at this Conference,<sup>22</sup> yields  $\overline{\mathcal{B}}(B^0 \rightarrow \pi^+\pi^-) = (4.55 \pm 0.44) \times 10^{-6}$  (see below), while<sup>19</sup>  $\overline{\mathcal{B}}(B^0 \rightarrow \pi^+\pi^-)|_{\text{tree}} = (7.3 \pm 3.2) \times 10^{-6}$ , so

Table 1: Values of  $\mathcal{S}_{\pi\pi}$  and  $\mathcal{A}_{\pi\pi}$  quoted by BaBar and Belle and their averages. Here we have applied scale factors  $S \equiv \sqrt{\chi^2} = (2.31, 1.24)$  to the errors for  $\mathcal{S}_{\pi\pi}$  and  $\mathcal{A}_{\pi\pi}$ , respectively.

Quantity	BaBar <sup>20</sup>	Belle <sup>21</sup>	Average
$\mathcal{S}_{\pi\pi}$	$0.02 \pm 0.34 \pm 0.05$	$-1.23 \pm 0.41^{+0.08}_{-0.07}$	$-0.49 \pm 0.61$
$\mathcal{A}_{\pi\pi}$	$0.30 \pm 0.25 \pm 0.04$	$0.77 \pm 0.27 \pm 0.08$	$0.51 \pm 0.23$

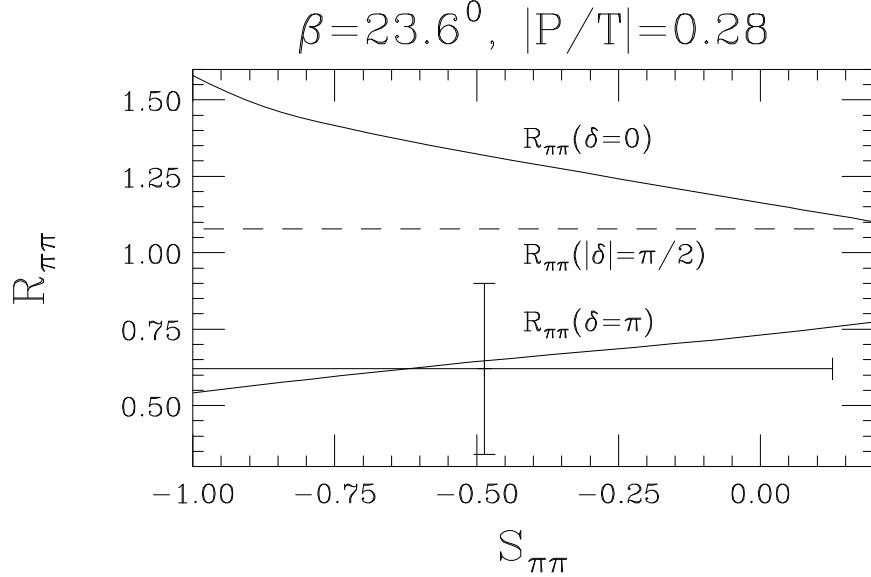


Figure 3: Curves depicting dependence of  $R_{\pi\pi}$  on  $\mathcal{S}_{\pi\pi}$  for various values of  $\delta$ . The plotted point is the average of BaBar and Belle values for  $\mathcal{S}_{\pi\pi}$  (see text).

that  $R_{\pi\pi} = 0.62 \pm 0.28$ . One can then plot  $R_{\pi\pi}$  as a function of  $\mathcal{S}_{\pi\pi}$  for any value of  $\delta$ ; some examples are shown in Fig. 3.

If the errors on  $R_{\pi\pi}$  can be reduced to  $\pm 0.1$ , a distinction between  $\delta = 0$  and  $\delta = \pm\pi$  will be possible. One possibility for improving this situation would be to measure  $(d\sigma/dq^2)(B \rightarrow \pi l \nu)$  at  $q^2 = m_\pi^2$  and to obtain  $|T|$  using factorization.<sup>19</sup> A value of  $|T|$  obtained<sup>23</sup> from  $B^+ \rightarrow \pi^+ \pi^0$  implies  $\overline{\mathcal{B}}(B^0 \rightarrow \pi^+ \pi^-)|_{\text{tree}} = (9.0 \pm 1.8) \times 10^{-6}$  and thus would favor  $R_{\pi\pi}$  significantly below 1. However, this work underestimates the uncertainty due to the color-suppressed contribution to  $B^+ \rightarrow \pi^+ \pi^0$ .<sup>24</sup> A value of  $R_{\pi\pi}$  below 1 would favor large  $\delta$  (unexpected in factorization approaches) and, referring to Fig. 2, larger values of  $\phi_2$ . Such a conclusion, in my opinion, is premature.

### 3.3 $B^0 \rightarrow \phi K_S$ : New Physics?

In the decay  $B^0 \rightarrow \phi K_S$ , governed by the  $\bar{b} \rightarrow \bar{s}$  penguin amplitude, the standard model predicts the same CP asymmetries as in those processes (like the “golden”  $J/\psi K_S$  mode) governed by the  $\bar{b} \rightarrow \bar{s} c \bar{c}$  tree amplitude. In both cases the weak phase is expected to be 0 (mod  $\pi$ ), so the indirect CP asymmetry should be governed entirely by  $B^0$ - $\overline{B}^0$  mixing and thus should be proportional to  $\sin 2\phi_1$ . There should be no direct CP asymmetries (i.e., one expects  $\mathcal{A} \simeq 0$ ) in either case. This is certainly true for  $B \rightarrow J/\psi K$ ;  $\mathcal{A}$  is consistent with zero in the neutral mode, while the direct CP asymmetry is consistent with zero in the charged mode.<sup>8</sup> However, a different result for  $B^0 \rightarrow \phi K_S$  could point to new physics in the  $\bar{b} \rightarrow \bar{s}$  penguin amplitude.<sup>25</sup>

The experimental situation for the asymmetries in  $B^0 \rightarrow \phi K_S$  is shown in Table 2. We have included an updated result presented by the BaBar Collaboration at this conference.<sup>26</sup> One

Table 2: Values of  $\mathcal{S}_{\phi K_S}$  and  $\mathcal{A}_{\phi K_S}$  quoted by BaBar and Belle and their averages. Here we have applied a scale factor of  $\sqrt{\chi^2} = 2.29$  to the error on  $\mathcal{A}_{\phi K_S}$ .

Quantity	BaBar <sup>26</sup>	Belle <sup>27</sup>	Average
$\mathcal{S}_{\phi K_S}$	$-0.18 \pm 0.51 \pm 0.07$	$-0.73 \pm 0.64 \pm 0.22$	$-0.38 \pm 0.41$
$\mathcal{A}_{\phi K_S}$	$0.80 \pm 0.38 \pm 0.12$	$-0.56 \pm 0.41 \pm 0.16$	$0.19 \pm 0.68$

cannot conclude much about  $\mathcal{A}_{\phi K_S}$  as a result of the substantial discrepancy between BaBar and Belle. However, the value of  $\mathcal{S}_{\phi K_S}$ , which should be equal to  $\sin 2\phi_1 = 0.734 \pm 0.054$  in the standard model, is about  $2.7\sigma$  away from it. If one assumes that the amplitudes for  $B^0 \rightarrow \phi K^0$  and  $B^+ \rightarrow \phi K^+$  are equal, as is true in many approaches, one expects the time-integrated CP asymmetry  $A_{CP}$  in the charged mode to be equal to  $\mathcal{A}_{\phi K_S}$ . The BaBar Collaboration<sup>28</sup> has recently reported  $A_{CP} = 0.039 \pm 0.086 \pm 0.011$ .

Many proposals for new physics can account for such a discrepancy.<sup>29</sup> I describe a method similar to that<sup>13,14</sup> used in analyzing  $B^0 \rightarrow \pi\pi$  for extracting a new physics amplitude, developed in collaboration with Cheng-Wei Chiang.<sup>30</sup> One uses the measured values of  $\mathcal{S}_{\phi K_S}$  and  $\mathcal{A}_{\phi K_S}$  and the ratio

$$R_{\phi K_S} \equiv \frac{\overline{\mathcal{B}}(B^0 \rightarrow \phi K_S)}{\overline{\mathcal{B}}(B^0 \rightarrow \phi K_S)|_{\text{std}}} = 1 + 2r \cos \phi \cos \delta + r^2, \quad (8)$$

where  $r$  is the ratio of the magnitude of the new amplitude to the one in the standard model, and  $\phi$  and  $\delta$  are their relative weak and strong phases. For any values of  $R_{\phi K_S}$ ,  $\phi$ , and  $\delta$ , Eq. (8) can be solved for the amplitude ratio  $r$  and one then calculates

$$R_{\phi K_S} \mathcal{S}_{\phi K_S} = \sin 2\phi_1 + 2r \cos \delta \sin(2\phi_1 - \phi) + r^2 \sin 2(\phi_1 - \phi) \quad (9)$$

$$R_{\phi K_S} \mathcal{A}_{\phi K_S} = 2r \sin \phi \sin \delta. \quad (10)$$

The  $\phi K_S$  branching ratio in the standard model is calculated using the penguin amplitude from  $B^+ \rightarrow K^{*0} \pi^+$  and an estimate of electroweak penguin corrections. It was found<sup>30</sup> that  $R_{\phi K_S} = 1.0 \pm 0.2$ .

For values of  $\phi$  between  $-\pi$  and  $\pi$ , curves of  $\mathcal{S}_{\phi K_S}$  vs.  $\mathcal{A}_{\phi K_S}$  are plotted in Fig. 4 as  $\delta$  varies from 0 to  $\pi$ . Both  $\mathcal{S}$  and  $\mathcal{A}$  are unchanged under  $\phi \rightarrow \phi + \pi$ ,  $\delta \rightarrow \delta - \pi$ , while  $\mathcal{S} \rightarrow \mathcal{S}$ ,  $\mathcal{A} \rightarrow -\mathcal{A}$  under  $\phi \rightarrow \phi + \pi$ ,  $\delta \rightarrow \pi - \delta$ .

Various regions of  $(\phi, \delta)$  can reproduce the observed values of  $\mathcal{S}_{\phi K_S}$  and  $\mathcal{A}_{\phi K_S}$ . Some of these are shown in Fig. 5, while others correspond to shifts in  $\phi$  and  $\delta$  by  $\pm\pi$ . As errors on the observables shrink, so will the allowed regions. However, as Fig. 4 makes clear, there will always be a solution for *some*  $\phi$  and  $\delta$  as long as  $R$  remains compatible with 1. (The allowed regions of  $\phi$  and  $\delta$  are restricted if  $R \neq 1$ .<sup>30</sup>) Typical values of  $r$  are of order 1; one generally needs to invoke new-physics amplitudes comparable to those in the standard model.

The above scenario envisions new physics entirely in  $B^0 \rightarrow \phi K^0$  and not in  $B^+ \rightarrow K^{*0} \pi^+$ . An alternative is that new physics contributes to the  $\bar{b} \rightarrow \bar{s}$  penguin amplitude and thus appears in *both* decays. Here it is convenient to define a ratio

$$R' \equiv \frac{\overline{\Gamma}(B^0 \rightarrow \phi K^0)}{\overline{\Gamma}(B^+ \rightarrow K^{*0} \pi^+)} \quad (11)$$

where  $\overline{\Gamma}$  denotes a partial width averaged over a process and its CP conjugate. Present data indicate  $R' = 0.78 \pm 0.17$ . The  $B^0 \rightarrow \phi K^0$  amplitude contains a contribution from both the gluonic and electroweak penguin terms, while  $B^+ \rightarrow K^{*0} \pi^+$  contains only the former. Any departure from the expected ratio of the electroweak to gluonic penguin amplitudes would signify new physics. Again, the central value of  $\mathcal{S}$  would suggest this to be the case.<sup>30</sup>

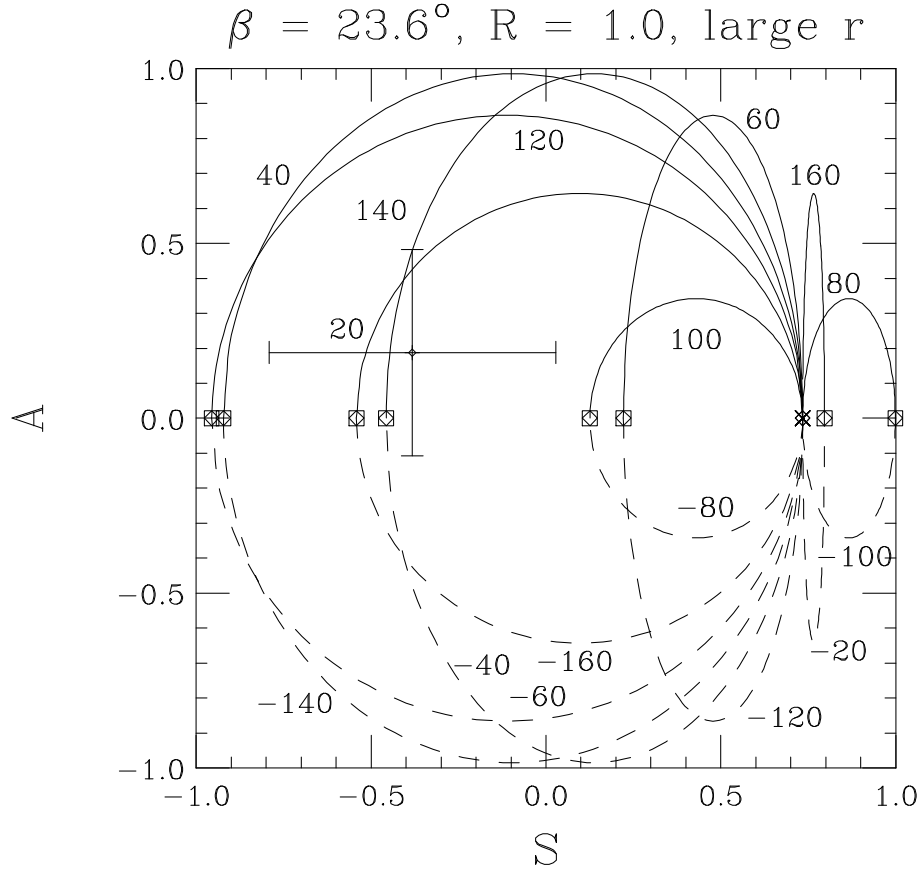


Figure 4: Curves depicting dependence of  $\mathcal{S}_{\phi K_S}$  and  $\mathcal{A}_{\phi K_S}$  on  $\delta$  ( $0 \leq \delta \leq \pi$ ). The plot is for  $\beta = 23.6^\circ$  and  $R = 1$  (choosing only the non-zero solution for  $r$ ). Curves are labeled by values of  $\phi$  (dashed:  $\phi < 0$ ; solid:  $\phi > 0$ ) in degrees. Squares and diamonds correspond to values of  $\delta = 0$  or  $\pi$ . The point at  $\mathcal{S}_{\phi K_S} = 0.734$ ,  $\mathcal{A}_{\phi K_S} = 0$  corresponds to  $\phi = 0, \pm \pi$  for all  $\delta$ . The plotted data point is based on the the averages quoted in Table 2 but without the scale factor for  $\mathcal{A}_{\phi K_S}$ .

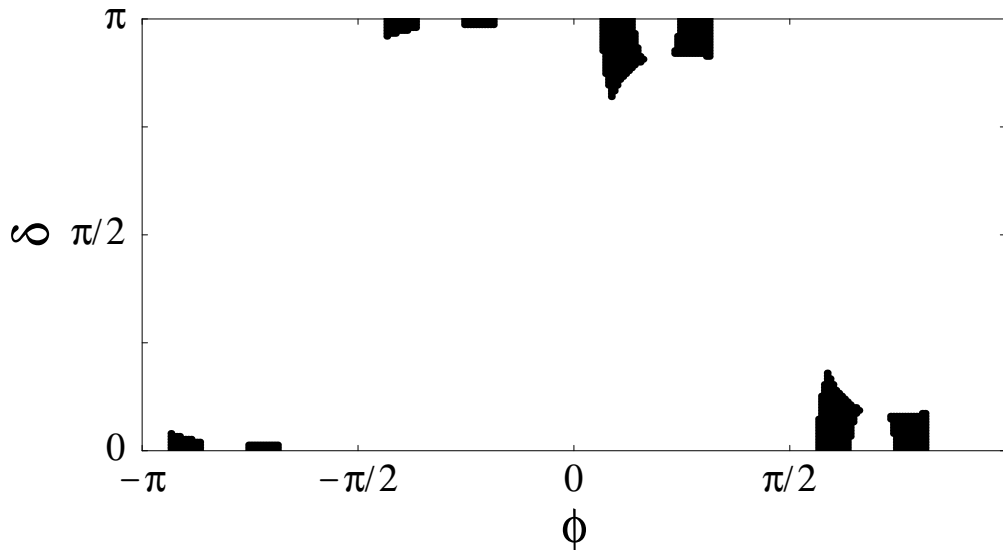


Figure 5: Allowed regions in the  $\phi$ - $\delta$  plane for  $R = 1$ . Note the symmetry under  $\delta \rightarrow \pi - \delta$  and  $\phi \rightarrow \phi + \frac{\pi}{2}$ .

Table 3: Values of  $\mathcal{S}_{\eta'K_S}$  and  $\mathcal{A}_{\eta'K_S}$  quoted by BaBar and Belle and their averages. Here we have applied scale factors  $S \equiv \sqrt{\chi^2} = (1.48, 1.15)$  to the errors for  $\mathcal{S}_{\eta'K_S}$  and  $\mathcal{A}_{\eta'K_S}$ , respectively.

Quantity	BaBar <sup>26</sup>	Belle <sup>27</sup>	Average
$\mathcal{S}_{\eta'K_S}$	$0.02 \pm 0.34 \pm 0.03$	$0.76 \pm 0.36^{+0.05}_{-0.06}$	$0.37 \pm 0.37$
$\mathcal{A}_{\eta'K_S}$	$-0.10 \pm 0.22 \pm 0.03$	$0.26 \pm 0.22 \pm 0.03$	$0.08 \pm 0.18$

### 3.4 $B^0 \rightarrow \eta'K_S$ : No New Physics Needed

At present neither the rate nor the CP asymmetry in  $B \rightarrow \eta'K$  present a significant challenge to the standard model. The rate can be reproduced with the help of a modest contribution from a “flavor-singlet penguin” amplitude, the need for which was pointed out<sup>18,31</sup> prior to the observation of this decay. One only needs to boost the standard penguin amplitude’s contribution by about 50% via the flavor-singlet term in order to explain the observed rate.<sup>32,33,34</sup> (Ref.<sup>35</sup> instead finds an enhanced standard-penguin contribution to  $\eta'$  production.) The CP asymmetry is not a problem; the ordinary and singlet penguin amplitudes are expected to have the same weak phase  $\text{Arg}(V_{ts}^*V_{tb}) \simeq \pi$  and hence one expects  $\mathcal{S}_{\eta'K_S} \simeq \sin 2\phi_1$ ,  $\mathcal{A}_{\eta'K_S} \simeq 0$ . The experimental situation is shown in Table 3. The value of  $\mathcal{S}_{\eta'K_S}$  is consistent with the standard model expectation at the  $1\sigma$  level, while  $\mathcal{A}_{\eta'K_S}$  is consistent with zero.

The singlet penguin amplitude may contribute elsewhere in  $B$  decays. It is a possible source of a low-effective-mass  $\bar{p}p$  enhancement<sup>36</sup> in  $B^+ \rightarrow \bar{p}pK^+$ .<sup>37</sup>

## 4 $B \rightarrow \pi K$ Decays and $\phi_3 = \gamma$

The decays  $B \rightarrow K\pi$  (with the exception of  $B^0 \rightarrow K^0\pi^0$ ) are self-tagging. For example, the  $K^+\pi^-$  final state is expected to originate purely from a  $B^0$  and not from a  $\bar{B}^0$ . Since such self-tagging decays do not involve a CP eigenstate, one must contend with both weak and strong phases. Nonetheless several methods permit one to separate these from one another. We give two examples below.

### 4.1 $B^0 \rightarrow K^+\pi^-$ vs. $B^+ \rightarrow K^0\pi^+$

The decay  $B^+ \rightarrow K^0\pi^+$  is a pure penguin ( $P$ ) process, while the amplitude for  $B^0 \rightarrow K^+\pi^-$  is proportional to  $P + T$ , where  $T$  is a (strangeness-changing) tree amplitude. The ratio  $T/P$  has magnitude  $r$ , weak phase  $\phi_3 \pm \pi = \gamma \pm \pi$ , and strong phase  $\delta$ . The ratio  $R_0$  of these two rates (averaged over a process and its CP conjugate) is

$$R_0 \equiv \frac{\overline{\Gamma}(B^0 \rightarrow K^+\pi^-)}{\overline{\Gamma}(B^+ \rightarrow K^0\pi^+)} = 1 - 2r \cos \gamma \cos \delta + r^2 \geq \sin^2 \gamma \quad , \quad (12)$$

where the inequality holds for any  $r$  and  $\delta$ . If  $R_0$  were significantly less than 1 this inequality could be used to impose a useful constraint on  $\gamma$ .<sup>38</sup> On the basis of the latest branching ratios from BaBar,<sup>39</sup> Belle,<sup>22</sup> and CLEO,<sup>40</sup> summarized in Table 4, using the  $B^+/B^0$  lifetime ratio  $\tau_+/\tau_0 = 1.073 \pm 0.014$ ,<sup>41</sup> one finds  $R_0 = 0.99 \pm 0.09$ , which is consistent with 1 and does not permit application of the bound. However, using additional information on  $r$  and the CP asymmetry in  $B^0 \rightarrow K^+\pi^-$ , one can obtain a constraint on  $\gamma$ .<sup>13,42</sup>

Define a “pseudo-asymmetry” normalized by the rate for  $B^0 \rightarrow K^0\pi^+$ , a process which is expected not to display a CP asymmetry since only the penguin amplitude contributes to it:

$$A_0 \equiv \frac{\Gamma(\bar{B}^0 \rightarrow K^-\pi^+) - \Gamma(B^0 \rightarrow K^+\pi^-)}{2\overline{\Gamma}(B^+ \rightarrow K^0\pi^+)} = -2r \sin \gamma \sin \delta \quad . \quad (13)$$



Table 4: Branching ratios for some charmless two-body  $B$  decays, in units of  $10^{-6}$ .

Mode	BaBar <sup>39</sup>	Belle <sup>22</sup>	CLEO <sup>40</sup>	Average
$K^+\pi^-$	$17.9 \pm 0.9 \pm 0.6$	$18.5 \pm 1.0 \pm 0.7$	$18.0^{+2.3+1.2}_{-2.1-0.9}$	$18.15 \pm 0.77$
$K^+\pi^0$	$12.8 \pm 1.2 \pm 1.0$	$12.8 \pm 1.4^{+1.4}_{-1.0}$	$12.9^{+2.4+1.2}_{-2.2-1.1}$	$12.82 \pm 1.09$
$K^0\pi^+$	$17.5 \pm 1.8 \pm 1.3$	$22.0 \pm 1.9 \pm 1.1$	$18.8^{+3.7+2.1}_{-3.3-1.8}$	$19.65 \pm 1.45$
$K^0\pi^0$	$10.4 \pm 1.5 \pm 0.8$	$12.6 \pm 2.4 \pm 1.4$	$12.8^{+4.0+1.7}_{-3.3-1.4}$	$11.21 \pm 1.36$
$\pi^+\pi^-$	$4.7 \pm 0.6 \pm 0.2$	$4.4 \pm 0.6 \pm 0.3$	$4.5^{+1.4+0.5}_{-1.2-0.4}$	$4.55 \pm 0.44$
$\pi^+\pi^0$	$5.5 \pm 1.0 \pm 0.6$	$5.3 \pm 1.3 \pm 0.5$	$4.6^{+1.8+0.6}_{-1.6-0.7}$	$5.26 \pm 0.80$

One may eliminate  $\delta$  between this equation and Eq. (12) and plot  $R_0$  as a function of  $\gamma$  for the allowed range of  $|A_0|$ . One needs an estimate of  $r$ , whose present value (based on the branching ratios in Table 4 and arguments given in Refs.<sup>13,42</sup>) is  $r = 0.17 \pm 0.04$ . Here one must take the value of  $T$  from  $B \rightarrow \pi l \nu$ ,<sup>19</sup> using flavor SU(3) to relate the strangeness-preserving and strangeness-changing terms. The latest BaBar and Belle data imply  $A_0 = -0.088 \pm 0.040$ , leading us to take  $|A_0| \leq 0.13$  at the  $1\sigma$  level. Curves for  $A_0 = 0$  and  $|A_0| = 0.13$  are shown in Fig. 6. The lower limit  $r = 0.134$  is used to generate these curves since the limit on  $\gamma$  will be the most conservative.

At the  $1\sigma$  level, using the constraints that  $R_0$  must lie between 0.90 and 1.08 and  $|A_0|$  must lie between zero and 0.13, one can establish the bound  $\gamma \gtrsim 60^\circ$ . No bound can be obtained at the 95% confidence level, however. Despite the impressive improvement in experimental precision (a factor of 2 decrease in errors since the analysis of Ref.<sup>13</sup>), further data are needed in order for a useful constraint to be obtained.

#### 4.2 $B^+ \rightarrow K^+\pi^0$ vs. $B^+ \rightarrow K^0\pi^+$

The comparison of rates for  $B^+ \rightarrow K^+\pi^0$  and  $B^+ \rightarrow K^0\pi^+$  also can give information on  $\phi_3 = \gamma$ . The amplitude for  $B^+ \rightarrow K^+\pi^0$  is proportional to  $P + T + C$ , where  $C$  is a color-suppressed amplitude. Originally it was suggested that this amplitude be compared with  $P$  from  $B^+ \rightarrow K^0\pi^+$  and  $T + C$  taken from  $B^+ \rightarrow \pi^+\pi^0$  using flavor SU(3),<sup>43</sup> using a triangle construction to determine  $\gamma$ . However, electroweak penguin amplitudes contribute significantly in the  $T + C$  term.<sup>44</sup> It was noted subsequently<sup>45</sup> that since the  $T + C$  amplitude corresponds to isospin  $I(K\pi) = 3/2$  for the final state, the strong-interaction phase of its EWP contribution is the same as that of the rest of the  $T + C$  amplitude, permitting the calculation of the EWP correction.

New data on branching ratios and CP asymmetries permit an update of previous analyses.<sup>13,45</sup> One makes use of the ratios

$$R_c \equiv \frac{2\overline{\Gamma}(B^+ \rightarrow K^+\pi^0)}{\overline{\Gamma}(B^+ \rightarrow K^0\pi^+)} = 1.30 \pm 0.15 \quad , \quad r_c = |(T + C)/P| = 0.20 \pm 0.02 \quad , \quad (14)$$

and

$$A_c \equiv \frac{\Gamma(B^- \rightarrow K^-\pi^0) - \Gamma(B^+ \rightarrow K^+\pi^0)}{\overline{\Gamma}(B^+ \rightarrow K^0\pi^+)} = 0.05 \pm 0.09 \quad . \quad (15)$$

One must also use an estimate<sup>45</sup> of the electroweak penguin parameter  $\delta_{EW} = 0.65 \pm 0.15$ . One obtains the most conservative (i.e., weakest) bound on  $\gamma$  for the maximum values of  $r_c$  and  $\delta_{EW}$ .<sup>13</sup> The resulting plot is shown in Fig. 7. One obtains a bound at the  $1\sigma$  level very similar to that in the previous case:  $\gamma \gtrsim 58^\circ$ .

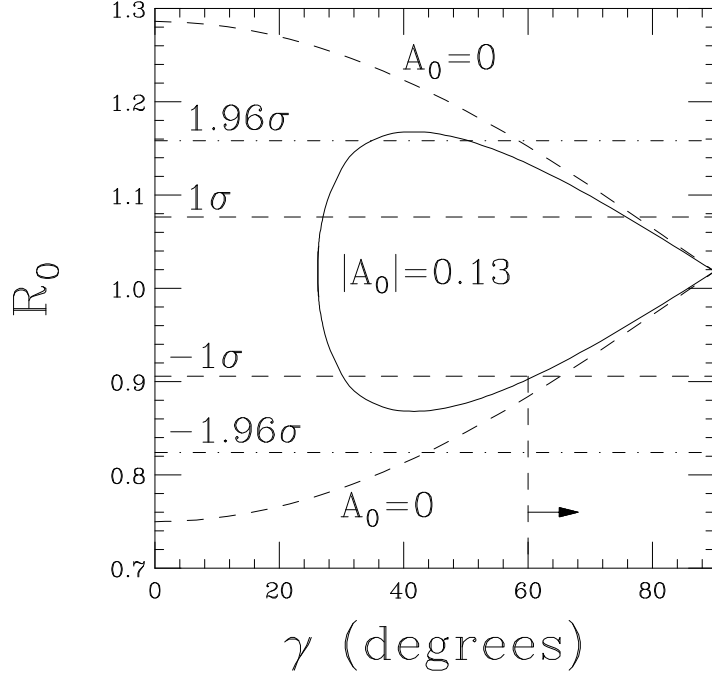


Figure 6: Behavior of  $R_0$  for  $r = 0.134$  and  $A_0 = 0$  (dashed curves) or  $|A_0| = 0.13$  (solid curve) as a function of the weak phase  $\gamma$ . Horizontal dashed lines denote  $\pm 1\sigma$  experimental limits on  $R$ , while dot-dashed lines denote 95% c.l. ( $\pm 1.96\sigma$ ) limits. The upper branches of the curves correspond to the case  $\cos \gamma \cos \delta < 0$ , while the lower branches correspond to  $\cos \gamma \cos \delta > 0$ .

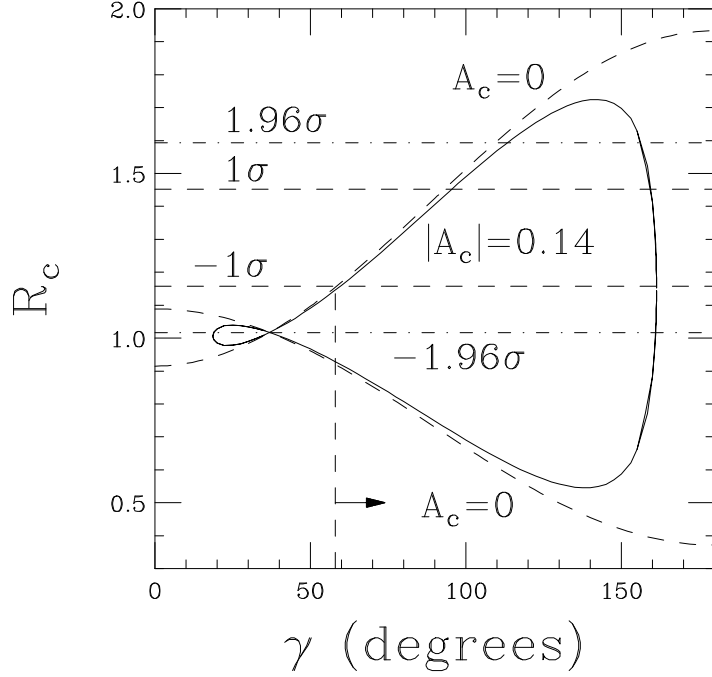


Figure 7: Behavior of  $R_c$  for  $r_c = 0.217$  ( $1\sigma$  upper limit) and  $A_c = 0$  (dashed curves) or  $|A_c| = 0.14$  (solid curve) as a function of the weak phase  $\gamma$ . Horizontal dashed lines denote  $\pm 1\sigma$  experimental limits on  $R_c$ , while dotdashed lines denote 95% c.l. ( $\pm 1.96\sigma$ ) limits. Upper branches of curves correspond to  $\cos \delta_c (\cos \gamma - \delta_{EW}) < 0$ , where  $\delta_c$  is a strong phase, while lower branches correspond to  $\cos \delta_c (\cos \gamma - \delta_{EW}) > 0$ . Here we have taken  $\delta_{EW} = 0.80$  (its  $1\sigma$  upper limit), which leads to the most conservative bound on  $\gamma$ .

## 5 Summary

The process  $B^0 \rightarrow J/\psi K_S$  has provided spectacular confirmation of the Kobayashi-Maskawa theory of CP violation, measuring  $\phi_1 = \beta$  to a few degrees. Now one is entering the territory of more difficult measurements.

The decay  $B^0 \rightarrow \pi^+\pi^-$  has great potential for giving useful information on  $\phi_2 = \alpha$ . One needs either a measurement of  $\mathcal{B}(B^0 \rightarrow \pi^0\pi^0)$ ,<sup>12</sup> probably at the  $10^{-6}$  level (present limits<sup>22,39,40</sup> are several times that), or a better estimate of the tree amplitude from  $B \rightarrow \pi l \nu$ .<sup>19</sup> As for the BaBar and Belle experimental CP asymmetries,<sup>20,21</sup> they will eventually converge to one another, as did the initial measurements of  $\sin 2\phi_1$  using  $B^0 \rightarrow J/\psi K_S$ .

The  $B \rightarrow \phi K_S$  decay can display new physics via special  $\bar{b} \rightarrow \bar{s}s\bar{s}$  operators or effects on the  $\bar{b} \rightarrow \bar{s}$  penguin. Some features of any new amplitude can be extracted from the data in a model-independent way if one uses both rate and asymmetry information.<sup>30</sup>

The rate for  $B \rightarrow \eta' K_S$  is not a problem for the standard model if one allows for a modest flavor-singlet penguin contribution in addition to the standard penguin amplitude. The CP asymmetries for this process are in accord with the expectations of the standard model at the  $1\sigma$  level or better. Effects of the singlet penguin amplitude may also be visible elsewhere, for example in  $B^+ \rightarrow p\bar{p}K^+$ .

Various ratios of  $B \rightarrow K\pi$  rates, when combined with information on CP asymmetries, show promise for constraining phases in the CKM matrix. These tests have shown a steady improvement in accuracy since the asymmetric  $B$  factories have been operating, and one expects further progress as the instantaneous and accumulated luminosities increase. In the longer term, hadron colliders may provide important contributions.

## Acknowledgments

I thank C.-W. Chiang, M. Gronau, and Z. Luo for collaborations on the subjects mentioned here; Tom Browder, Steve Olsen, Sandip Pakvasa, Xerxes Tata, and San Fu Tuan for discussions, and the Physics Department of the University of Hawaii for hospitality. This work was supported in part by the United States Department of Energy through Grant No. DE FG02 90ER40560.

## References

1. N. Cabibbo, Phys. Rev. Lett. **10**, 531 (1963).
2. M. Kobayashi and T. Maskawa, Prog. Theor. Phys. **49**, 652 (1973).
3. L. Wolfenstein, Phys. Rev. Lett. **51**, 1945 (1983).
4. A. Höcker *et al.*, Eur. Phys. J. C **21**, 225 (2001). Updated results may be found on the web site <http://ckmfitter.in2p3.fr/>.
5. M. Ciuchini *et al.*, JHEP **0107**, 013 (2001); M. Ciuchini, these Proceedings.
6. *The BaBar Physics Book: Physics at an Asymmetric B Factory*, edited by P. F. Harrison *et al.*, SLAC Report No. SLAC-R-0504, 1998.
7. J. L. Rosner, in *Flavor Physics for the Millennium* (TASI 2000), edited by J. L. Rosner (World Scientific, Singapore, 2001), p. 431.
8. BaBar Collaboration, B. Aubert *et al.*, Phys. Rev. Lett. **89**, 201802 (2002); G. Hamel de Monchenault, these Proceedings.
9. Belle Collaboration, K. Abe *et al.*, Phys. Rev. D **66**, 071102 (2002).
10. Y. Nir, presented at XXXI International Conference on High Energy Physics, Amsterdam, July, 2002, Nucl. Phys. B Proc. Suppl. **117**, 111 (2003).
11. A. Ali and D. London, Eur. Phys. J. C **18**, 665 (2001).
12. M. Gronau and D. London, Phys. Rev. Lett. **65**, 3381 (1990).

13. M. Gronau and J. L. Rosner, Phys. Rev. D **65**, 013004 (2002); **65**, 079901(E) (2002); **65**, 093012 (2002).
14. M. Gronau and J. L. Rosner, Phys. Rev. D **66**, 053003 (2002); **66**, 119901(E) (2002).
15. J. P. Silva and L. Wolfenstein, Phys. Rev. D **49**, 1151 (1994).
16. M. Gronau, O. F. Hernandez, D. London, and J. L. Rosner, Phys. Rev. D **50**, 4529 (1994); **52**, 6356 (1995); **52**, 6374 (1995).
17. J. Charles, Phys. Rev. D **59**, 054007 (1999).
18. M. Gronau and J. L. Rosner, Phys. Rev. D **53**, 2516 (1996); Phys. Rev. Lett. **76**, 1200 (1996).
19. Z. Luo and J. L. Rosner, Phys. Rev. D **65**, 054027 (2002).
20. BaBar Collaboration, B. Aubert *et al.*, Phys. Rev. Lett. **89**, 281802 (2002).
21. Belle Collaboration, K. Abe *et al.*, hep-ex/0301032, submitted to Phys. Rev. D.
22. Belle Collaboration, presented by T. Tomura, these Proceedings, hep-ex/0305036.
23. Z.-j. Xiao, C.-D. Lu, and L. Guo, Beijing Institute of High Energy Physics Report No. BIHEP-TH-200307, hep-ph/0303070.
24. The ratio  $|C/T|$  of color-suppressed to color-favored amplitudes in  $B^+ \rightarrow \pi^+\pi^0$  is only bracketed between 0.08 and 0.37 (M. Neubert, private communication).
25. Y. Grossman and M. Worah, Phys. Lett. B **395**, 241 (1997).
26. G. Hamel de Monchenault, these Proceedings.
27. Belle Collaboration, K. Abe *et al.*, Phys. Rev. D **67**, 031102 (2003).
28. BaBar Collaboration, B. Aubert *et al.*, hep-ex/0303029.
29. G. Hiller, Phys. Rev. D **66**, 071502 (2002); M. Ciuchini and L. Silvestrini, Phys. Rev. Lett. **89**, 231802 (2002); A. Datta, Phys. Rev. D **66**, 071702 (2002); M. Raidal, Phys. Rev. Lett. **89**, 231803 (2002); B. Dutta, C. S. Kim, and S. Oh, Phys. Rev. Lett. **90**, 011801 (2003); S. Khalil and E. Kou, Phys. Rev. D **67**, 055009 (2003) and hep-ph/0303214; G. L. Kane, P. Ko, H. Wang, C. Kolda, J. h. Park and L. T. Wang, Phys. Rev. Lett. **90**, 141803 (2003); S. Baek, hep-ph/0301269; A. Kundu and T. Mitra, hep-ph/0302123; K. Agashe and C. D. Carone, hep-ph/0304229.
30. C.-W. Chiang and J. L. Rosner, hep-ph/0302094, to be published in Phys. Rev. D.
31. A. S. Dighe, M. Gronau, and J. L. Rosner, Phys. Lett. B **367**, 357 (1996); **377**, 325(E) (1996).
32. A. S. Dighe, M. Gronau, and J. L. Rosner, Phys. Rev. Lett. **79**, 4333 (1997).
33. C.-W. Chiang and J. L. Rosner, Phys. Rev. D **65**, 074035 (2002).
34. H.-K. Fu, X.-G. He, and Y.-K. Hsiao, preprint hep-ph/0304242.
35. M. Beneke and M. Neubert, Nucl. Phys. **B651**, 225 (2003).
36. Belle Collaboration, K. Abe *et al.*, Phys. Rev. Lett. **88**, 181803 (2002).
37. J. L. Rosner, Enrico Fermi Institute Report No. 03-11, hep-ph/0303079, to be published in Phys. Rev. D.
38. R. Fleischer and T. Mannel, Phys. Rev. D **57**, 2752 (1998).
39. BaBar Collaboration, B. Aubert *et al.*, quoted by S. Playfer at LHCb Workshop, CERN, February 2003.
40. CLEO Collaboration, A. Bornheim *et al.*, Cornell Laboratory of Nuclear Science Report No. CLNS-03-1816, hep-ex/0302026, submitted to Phys. Rev. D.
41. LEP B Oscillations Working Group, <http://lepbosc.web.cern.ch/LEPBOSC/>.
42. M. Gronau and J. L. Rosner, Phys. Rev. D **57**, 6843 (1998).
43. M. Gronau, J. L. Rosner, and D. London, Phys. Rev. Lett. **73**, 21 (1994).
44. R. Fleischer, Phys. Lett. B **365**, 399 (1994); N. G. Deshpande and X.-G. He, Phys. Rev. Lett. **74**, 264099(E) (1995).
45. M. Neubert and J. L. Rosner, Phys. Lett. B **441**, 403 (1998); Phys. Rev. Lett. **81**, 5076 (1998); M. Neubert, JHEP **9902**, 014 (1999).

