

Universality of the transverse momentum distributions in the framework of percolation of strings

J. Dias de Deus^{*}, E. G. Ferreira^y, C. Pajares^y and R. Ugoccioni^z

CENTRA, Instituto Superior Técnico, 1049-001 Lisboa, Portugal

^yDepartamento de Física de Partículas, Universidade de Santiago de Compostela,

15782 (Santiago de Compostela, Spain

^zDepartimento di Fisica Teorica and INFN-sezione di Torino, via P. Giuria 1,

I-10125 Torino, Italy

Abstract

In the framework of string percolation, the transverse momentum distributions in heavy ion collisions at all centralities and energies, as well as in p-p collisions, are shown to follow an universal behaviour, the hardness of the distribution depending essentially on the transverse density of strings. We obtain a good agreement with nucleus-nucleus and p-p data at all available energies. Moreover, as the multiplicity and p_T distributions are closely related, it can be easily seen that the relative suppression of intermediate and high p_T production in central nucleus-nucleus collisions has the same origin as the narrowing of normalized central multiplicity distributions: one triggers on high densities.

Recent experimental results from the Relativistic Heavy Ion Collider (RHIC) [1]– [3] show that the inclusive high p_T hadron production is strongly suppressed compared to the scaling with the number of binary nucleon-nucleon collisions, N_{coll} , expected on the basis of the factorization theorem for hard processes in perturbative QCD (pQCD) [4]. One possible explanation of this suppression is the predicted quenching of produced jets in hot quark-gluon matter [5]– [6]. Alternative explanations have been pointed out as a consequence of gluon saturation in the Color Glass Condensate (CGC) [7]– [8] or percolation of strings [9]– [10]. These two approaches explicate also the weak dependence of the multiplicity per participant on the number of participants [9], [11]– [12] shown by the different RHIC collaborations. In addition, both pictures lead to a relation between the mean multiplicity and the mean transverse momentum [8]– [9] and to a scaling law for the p_T distributions [7], [9] which explains at least partially the high p_T suppression mentioned above. In this paper, we explore further this point in the framework of string percolation.

Multiparticle production is currently described in terms of color strings stretched between the partons of the projectile and the target. These strings decay into new ones by sea $q\bar{q}$ production, and subsequently hadronize to produce the observed hadrons. Color strings may be viewed as small areas in the transverse space, r_0^2 , with $r_0 \approx 0.25 \text{ fm}$, filled with the color field created by the colliding partons. With increasing energy and/or atomic number of the colliding particles, the number of exchanged strings grows, and they start to overlap, forming clusters, very much like disks in continuum two-dimensional percolation theory. Each cluster of several individual strings behaves as a single string with a higher color field, corresponding to the vectorial sum of the color charge of each individual string, and with energy-momentum that corresponds to the sum of the energy-momenta of the overlapping strings. At a certain critical density, $c_c \approx 1.12 - 1.18$, a macroscopical cluster appears which marks the percolation phase

transition [13]. For nuclear collisions, this density corresponds to $\rho_c = \frac{N_s S_1}{S_A}$ where N_s is the total number of strings created in the collision, each one of an area $S_1 = \pi r_0^2$, and S_A corresponds to the nuclear overlap area, $S_A = \pi R_A^2$.

The multiplicity distribution can be expressed [14] as a superposition of Poisson distributions with different mean multiplicities,

$$P(n) = \int dN W(N) P(N; n) \quad (1)$$

The Poisson distribution $P(N; n) = \frac{e^{-N} N^n}{n!}$, $N = \langle n \rangle$, represents the cluster fragmentation, while the weight factor $W(N)$ reflects the cluster size distribution. This quantity has contributions due to both the nuclear structure and the parton distribution inside the nucleon.

Concerning the transverse momentum distribution, one needs the distribution $f(x; m_T)$ for each string or cluster, and the the distribution of cluster size $W(x)$. For $f(x; m_T)$ we assume the Schwinger formula, $f(x; m_T) = \exp(-m_T^2 x)$, used also for the fragmentation of a Lund string [15]. In this formula x is related to the string tension, or equivalently to the mean transverse mass of the string. Assuming that a cluster behaves similarly to a single string but with different string tension, that depends on the number of strings that come into the cluster, we can write for the total p_T distribution

$$f(m_T) = \int W(x) f(x; m_T) \quad (2)$$

where again the weight function $W(x)$ reflects the cluster size distribution. This function is well approximated by a gamma distribution

$$W(x) = \frac{1}{\Gamma(k)} (kx)^{k-1} \exp(-kx) : \quad (3)$$

In fact, in peripheral heavy ion collisions, the density of strings is small and therefore there is no overlapping. The cluster size distribution in this case is peaked at low values. As the centrality increases, the density of strings also increases, so there is more

and more overlapping among the strings. The cluster size distribution is strongly modified, according to the picture shown in Fig. 1, where three cluster size distributions, corresponding to three increasing centralities of the collision, are drawn. The increase of centrality can be seen as a transformation of the cluster size distribution of the type

$$P(N) \rightarrow \frac{N P(N)}{\langle N \rangle} \rightarrow \dots \rightarrow \frac{N^k P(N)}{\langle N^k \rangle} \rightarrow \dots \quad (4)$$

This kind of transformations were studied long ago by Jona-Lasinio related to the renormalization group in probabilistic theory [16], and it has been used to study the probability distribution associated to rare events [17]–[18]. The chain (4) indicates that for close to the critical density or above it, the resulting cluster size distribution should have a similar shape to equation (3)

A very similar shape has been obtained in the next-to-next-leading-log approximation in QCD. It has been found [19] that the probability for obtaining n gluons is

$$W(x) = \frac{D}{(k)} (Dx)^{k-1} \exp(-Dx) \quad (5)$$

where $x = n/\langle n \rangle$, $k = 3/2$ and $D = 1/(1 - P_s)$. As the QCD coupling constant approaches to zero at asymptotic energies, $W(x)$ in the above equation takes the shape of (3). The equation (5) was obtained by Polyakov [20] before QCD was put forward, using unitarity and self-similarity for the productions of clusters in e^+e^- .

Introducing (3) into (1) and (2) we obtain

$$\frac{(n+k)}{(n+1)(k)} \frac{\alpha}{(1+\alpha)^{n+k}} = \int_0^1 dN \frac{e^{-N} N^n}{n!} \frac{1}{(k)} (N)^{k-1} \exp(-N) \quad (6)$$

and

$$\frac{1}{(1 + \frac{m_T^2}{s})^k} = \int_0^1 dx \exp(-m_T^2 x) \frac{1}{(k)} (x)^{k-1} \exp(-x) : \quad (7)$$

The distribution obtained in (6) is the well known negative binomial distribution, whose mean mean value and dispersion verify

$$\langle n \rangle = \langle N \rangle = \frac{k}{0}; \quad \frac{\langle N^2 \rangle - \langle N \rangle^2}{\langle N \rangle^2} = \frac{1}{k}; \quad \frac{\langle n^2 \rangle - \langle n \rangle^2}{\langle n \rangle^2} = \frac{1}{k} + \frac{1}{\langle n \rangle} : (8)$$

In the distribution (7) the corresponding values are:

$$\langle x \rangle = \frac{k}{0}; \quad \frac{\langle x^2 \rangle - \langle x \rangle^2}{\langle x \rangle^2} = \frac{1}{k} : (9)$$

The parameters α and β are different, while k is the same in both equations.

The equations (6) and (7) can be seen as a superposition of chaotic sources -clusters- and k is proportional to the number of occupied elementary "cells" of the whole available space [21], while its inverse $\frac{1}{k}$ fixes the transverse momentum fluctuations [22]. The distribution $W(x)$ satisfies the Koba-Nielsen-Olesen scaling, i. e. $\langle x \rangle W(x)$ depends only on $\frac{x}{\langle x \rangle}$.

The percolation theory governs the geometrical pattern of the string clustering. Its observable implications, however, required the introduction of some dynamics in order to describe the behaviour of the cluster formed by several overlapping strings. We assume that a cluster of n strings behaves as a single string with a higher color field Q_n , corresponding to the vectorial sum of the color charge of each individual Q_1 string. The resulting color field covers the area S_n of the cluster. As $Q_n^2 = (\sum_{i=1}^n Q_1)^2$, and the individual string colors may be oriented in an arbitrary manner respective to one another, the average $Q_{1i}Q_{1j}$ is zero, so $Q_n^2 = nQ_1^2$. Q_n depends also on the area S_1 of each individual string that comes into the cluster, as well as on the total area of the cluster S_n ,

$$Q_n = \sqrt{\frac{nS_n}{S_1}} Q_1 : (10)$$

However, it can depend on the energy through k .

Notice that if the strings are just touching each other, $S_n = nS_1$ and $Q_n = nQ_1$, so the strings are independent each other. On the contrary, if they fully overlap, $S_n = S_1$ and $Q_n = \sqrt[n]{n}Q_1$. Knowing the color charge Q_n , one can compute the multiplicity n and the mean transverse momentum $\langle p_T^2 \rangle_n$ of the particles produced by a cluster of n strings. One finds [9]–[10]

$$n = \frac{S_1}{S_n} \sqrt[n]{\frac{nS_n}{S_1}} ; \quad \langle p_T^2 \rangle_n = \frac{S_1}{S_n} \sqrt[n]{\frac{nS_n}{S_1}} \langle p_T^2 \rangle_1 \quad (11)$$

where $\sqrt[n]{\frac{nS_n}{S_1}}$ and $\langle p_T^2 \rangle_1$ are the mean multiplicity and mean p_T^2 of particles produced by a simple string. In the saturation limit, i. e. all the strings overlap into a single cluster that occupies the whole interaction area, one gets the following scaling law [9]:

$$\langle p_T^2 \rangle_{AA} = \frac{S_1}{S_{AA}} \sqrt[n]{\frac{nS_n}{S_1}} \langle p_T^2 \rangle_1 \quad (12)$$

Moreover, in the limit of high density, one obtains

$$\sqrt[n]{\frac{nS_n}{S_1}} = \frac{1}{1 - \exp(-\sqrt[n]{\frac{nS_n}{S_1}})} \frac{1}{F(\sqrt[n]{\frac{nS_n}{S_1}})} \quad (13)$$

and the equations (11) transform into the analytic ones [23]

$$n = N_{\text{strings}} F(\sqrt[n]{\frac{nS_n}{S_1}}) ; \quad \langle p_T^2 \rangle = \frac{1}{F(\sqrt[n]{\frac{nS_n}{S_1}})} \langle p_T^2 \rangle_1 \quad (14)$$

where $\sqrt[n]{\frac{nS_n}{S_1}}$ and $\langle p_T^2 \rangle$ are the total multiplicity and mean momentum, and N_{strings} is the total number of strings created in the collision.

As we have said above, the increase of centrality can be seen as a process of size-biasing [16]–[18] which modifies the cluster size distribution, increasing the value of k and redefining the multiplicity and mean transverse momentum of the particles created by the new clusters. Indeed, the invariance of the weight function under the transformation $x \rightarrow x + \Delta$ and $\Delta = \sqrt[n]{\frac{nS_n}{S_1}}$ where $\Delta = F(\sqrt[n]{\frac{nS_n}{S_1}})$ leads to the changes $m_T^2 \rightarrow m_T^2 + \Delta$ and $n \rightarrow n + \Delta$ in the transverse mass and multiplicity distributions respectively. In the new distributions, $\langle p_T^2 \rangle = \langle p_T^2 \rangle_{\text{old}} + \Delta$ and $\langle n \rangle = F(\Delta) \langle n \rangle_{\text{old}}$. According to

this, $k = 1 + F(\eta)$, and taking into account that the equation (5) reflects a dependence on $\eta = 1 + (1 - P_s)$, k , we have used

$$k = \left(\frac{3}{2} + \frac{c}{F(\eta)} \right) \quad (15)$$

where the parameter c is fixed to describe the Phenix data ($c = 1$).

The multiplicity distribution becomes the universal function

$$\frac{(n+k)}{(n+1)} \frac{(F(\eta))^k}{(1 + (F(\eta))^{n+k})} = \frac{(n+k)}{(n+1)} \frac{(k < n > F(\eta))^k}{(1 + (k < n > F(\eta))^{n+k})} \quad (16)$$

and the transverse mass distribution behaves as

$$\frac{A}{(1 + F(\eta) m_T^2)^k} : \quad (17)$$

Our results from this formula, using the expression (15) for k , are compared to Phenix data on π^0 production for central p-p, central Au-Au and peripheral Au-Au collisions at $\sqrt{s} = 200$ GeV in Fig. 2. In order to obtain the values for the densities, we have computed the number of created strings using a Monte Carlo code based on the quark-gluon string model [24]. In Fig. 3 we show our results on m_T distributions for π , k and p production in Au-Au central and peripheral collisions. In Fig. 4 we show the comparison of our results with WA98 data [25] on Pb-Pb central and peripheral collisions at $\sqrt{s} = 17.4$ GeV. Also in Fig. 4 one can see our results for p-p central collisions at $\sqrt{s} = 1.8$ TeV together with Fermilab data [26]. We obtain a good agreement of our results with data. In all cases $\eta = 1 \text{ GeV}^2$. For d-Au central collisions at $\sqrt{s} = 200$ GeV, we have obtained $\eta' = 0.8$ and $k' = 4.25$. Therefore we expect that the p_T distribution will behave similarly to the one obtained for p-p central collisions, with $\eta = 0.5$ and $k = 4.16$.

The parameter k is the same for p_T and multiplicity distributions. To check this point, we have looked at several sets of data [27]. k is very sensitive to the rapidity window considered, increasing linearly with it and with the number of participants. For

a certain degree of centrality, the number of participants remains in a determined range, and the resulting negative binomial distribution is the convolution of several negative binomial distributions, each one corresponding to the different number of participants [28]. In a n -fold convolution, the corresponding k parameter is kn . Due to this, the comparison between k 's is not an easy task. Nevertheless, our k values obtained from the p_T distribution follow the right trend of the k values that appear in the multiplicity distribution.

In conclusion, we have obtained a good description of the p_T distributions for p - p and A - A collisions at all available energies by means of universal scaling. This general behaviour, valid at all scales, points out a unique physical ground, namely the formation of neutral color clusters from partons -quarks and gluons-, which leads to an universal phase transition that can take place at the size of a hadron or at the size of a nuclear collision, and that is characterized by the cluster size distribution. The high p_T suppression in this approach is a consequence of the increase of k with the density of strings. As energy increases, at fixed density, k decreases. Therefore we do not expect a much larger suppression at LHC than at RHIC. In spite of the success of our comparison, we are aware of the fact that we need to use several non-proved assumptions in order to obtain the exact form of (17), and that even the shape given by equation (3) can be considered as an approximation. However, we would like also to underline the fact that, in the percolation approach, there is only one variable that controls the p_T distributions given by equation (17): the density of strings that appears through $F(\cdot)$ and k . Moreover, this density is completely fixed by the transverse size of the individual strings, with $r_0 \approx 0.25$ fm.

We think that the right description of p_T distributions together with our description of the strength of two and three body Bose-Einstein correlations [29] and the p_T fluctuations [30] support the idea of string percolation as the framework in which the

condensed phase transition can take place. The systematic study of the p_T distributions for different collisions can help to check this approach.

We thank M. A. Braun, N. Armesto, F. del Moral and C. A. Salgado for discussions. This work has been done under contracts FPA 2002-01161 of CICYT of Spain and Feder funds from EU.

REFERENCES

- [1] K .A dcox et al., Phenix Collaboration, nucl-ex/0207009; S .M ioduszewski, Phenix Collaboration, nucl-ex/0210021.
- [2] C .A dler et al., Star Collaboration, nucl-ex/0210033; Phys. Rev. Lett 90, 032301 (2003); G .J .K unde, Star Collaboration, nucl-ex/0211018.
- [3] B .B .B ack et al., Phobos Collaboration, nucl-ex/0302015.
- [4] J .C .C ollins, D .E .S oper and G .S tern an, Nucl. Phys. B 308, 831 (1988).
- [5] M .G yulassy and X .N .W ang, Nucl. Phys. B 420, 580 (1994); M .G yulassy, I .V itev and X .N .W ang, Phys. Rev. Lett. 86, 2537 (2001); C .A .S algado and U .A .W iedemann, Phys. Rev. Lett. 89, 092303 (2002).
- [6] R .B aier, Y .L .D okshitzer, A .H .M ueller, S .P eigne and D .S chi , Nucl. Phys. B 483, 291 (1997); B .G .Zhakharov, JETP Lett. 63, 952 (1966).
- [7] J .S cha ner-B ielich, D .K harzeev, L .M cLerran and R .V enugopalan, Nucl. Phys. A 705, 494 (2002); L .M cLerran and J .S cha ner-B ielich, Phys. Lett. B 514, 29 (2001).
- [8] D .K harzeev, E .L evin and L .M cLerran, hep-ph/0210332.
- [9] M .A .B raun, F .delM oral and C .P aères, Phys. Rev. C 65, 024907 (2002).
- [10] M .A .B raun and C .P aères, Phys. Rev. Lett. 85, 4864 (2001).
- [11] D .K harzeev and M .Nardi, Phys. Lett. B 507, 121 (2001); D .K harzeev and E .L evin, Phys. Lett. B 523, 79 (2001).
- [12] J .D ias de Deus and R .U goccioni, Phys. Lett. B 491, 253 (2000); Phys. Lett. B 494, 53 (2000).

- [13] N . A m esto, M . A . B raun, E . G . F erreiro and C . P a j a r e s, Phys. Rev. Lett. 77, 3736 (1996); M . N ardi and H . S atz, Phys. Lett. B 442, 14 (1998).
- [14] M . K utschera and K . W emer, Z . P hys. C 45, 91 (1989), Phys. Lett. B 220, 243 (1989).
- [15] J . S chw inger, Phys. Rev. D 82, 664 (1951); B . A ndersson, G . G ustafson, G . I ngerl m an and T . S j ostrand, Phys. Rep. 97, 31 (1983); B . A ndersson, The Lund m odel, C am bridge U niv. P ress (1998).
- [16] G . J ona-Lasinio, Nouvo C i m ento B 26, 99 (1975).
- [17] J . D ias de D eus, C . P a j a r e s and C . A . S algado, Phys. Lett. B 408, 417 (1997); Phys. Lett. B 407, 335 (1997); Phys. Lett. B 409, 474 (1997).
- [18] S . H egyi, Phys. Lett. B 411, 321 (1997); Phys. Lett. B 466, 380 (1999); J . D ias de D eus and C . P a j a r e s, Phys. Lett. B 442, 395 (1998).
- [19] Yu . L . D okshitzer, Phys. Lett. B 305, 295 (1993).
- [20] A . M . P olyakov, Zh Eksp . T eo . F iz. 59, 542 (1970).
- [21] R . M . W iener, Introduction to Bose-E instein correlations, Ed . J . W iley, New York (1999).
- [22] G . W ilk and Z . W lodarczyk, Phys. Rev. Lett. 84, 2770 (2000); W . M . A lbenico, A . Lavagno and P . Q uarati, Eur. Phys. J. C 12, 499 (2000).
- [23] J . D ias de D eus, E . G . F erreiro, C . P a j a r e s and R . U goccioni, hep-ph/0303220.
- [24] N . S . A m elin, M . A . B raun and C . P a j a r e s, Phys. Lett. B 306, 312 (1993); Z . P hys. C 63, 507 (1994).
- [25] M . M . A ggarwal et al., W A 98 C ollaboration, Phys. Rev. Lett. 85, 3595 (2000).

- [26] D .A costa et al, C D F C ollaboration, Phys. Rev. D 65, 072005 (2002).
- [27] T .Abbott et al, E-802 C ollaboration, Phys. Rev. C 52, 2663 (1995); J. Bachler et al, NA 35 C ollaboration, Z. Phys. C 57, 541 (1993).
- [28] M .J. Tannenbaum , Phys. Lett. B 347, 431 (1995); Phys. Lett. B 498, 29 (2001).
- [29] M .A .Braun, F .del Moral and C .Pa jares, Eur. Phys. J. C 21, 557 (2001); Phys. Lett. B 551, 291 (2003).
- [30] E .G .Ferreiro, F .del Moral and C .Pa jares, hep-ph/0303137.
- [31] D . d'Enterria for Phenix C ollaboration, INT /RH IC W inter W orkshop, Seattle 2002.
- [32] J. Velkovska for Phenix C ollaboration, INT /RH IC W inter W orkshop, Seattle 2002.

FIGURES

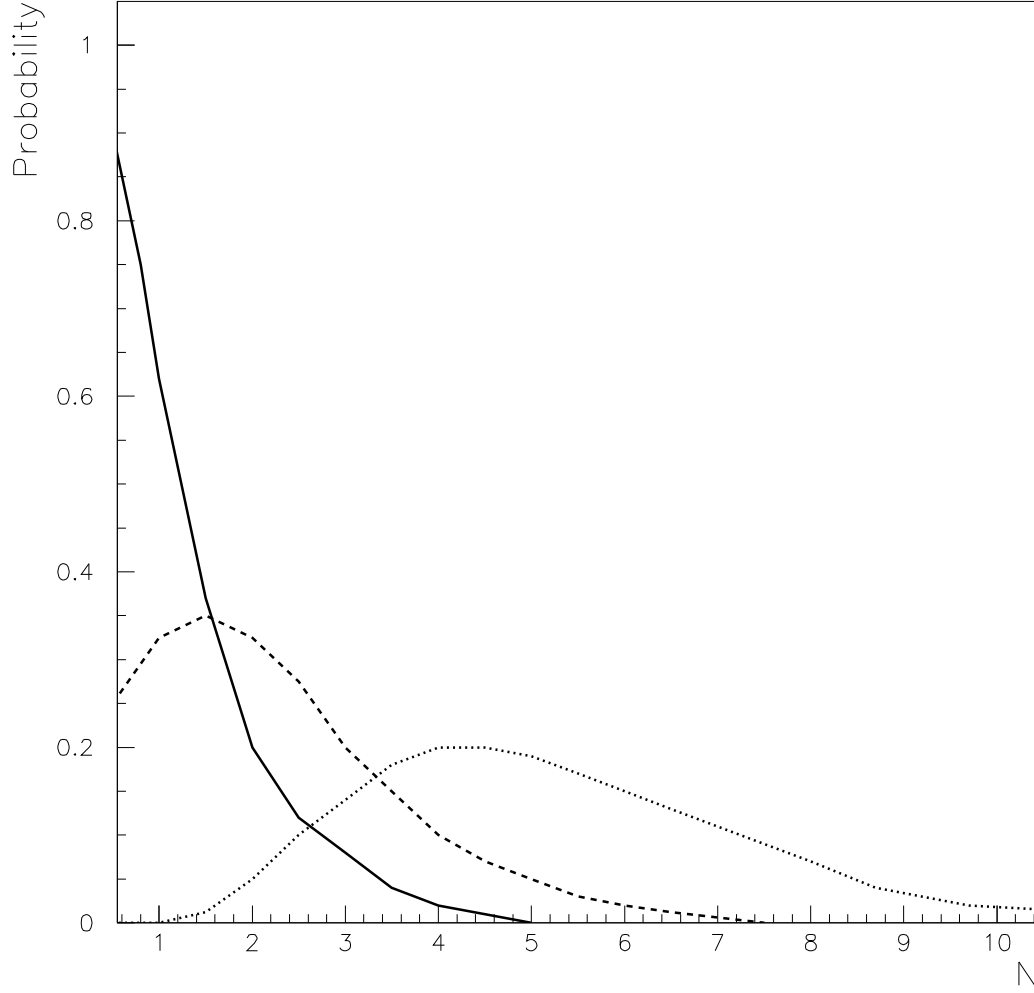


FIG .1. Schematic representation of the number of clusters as a function of the number of strings of each cluster at three different centralities (the continuous line corresponds to the most peripheral one and the pointed line to the most central one)

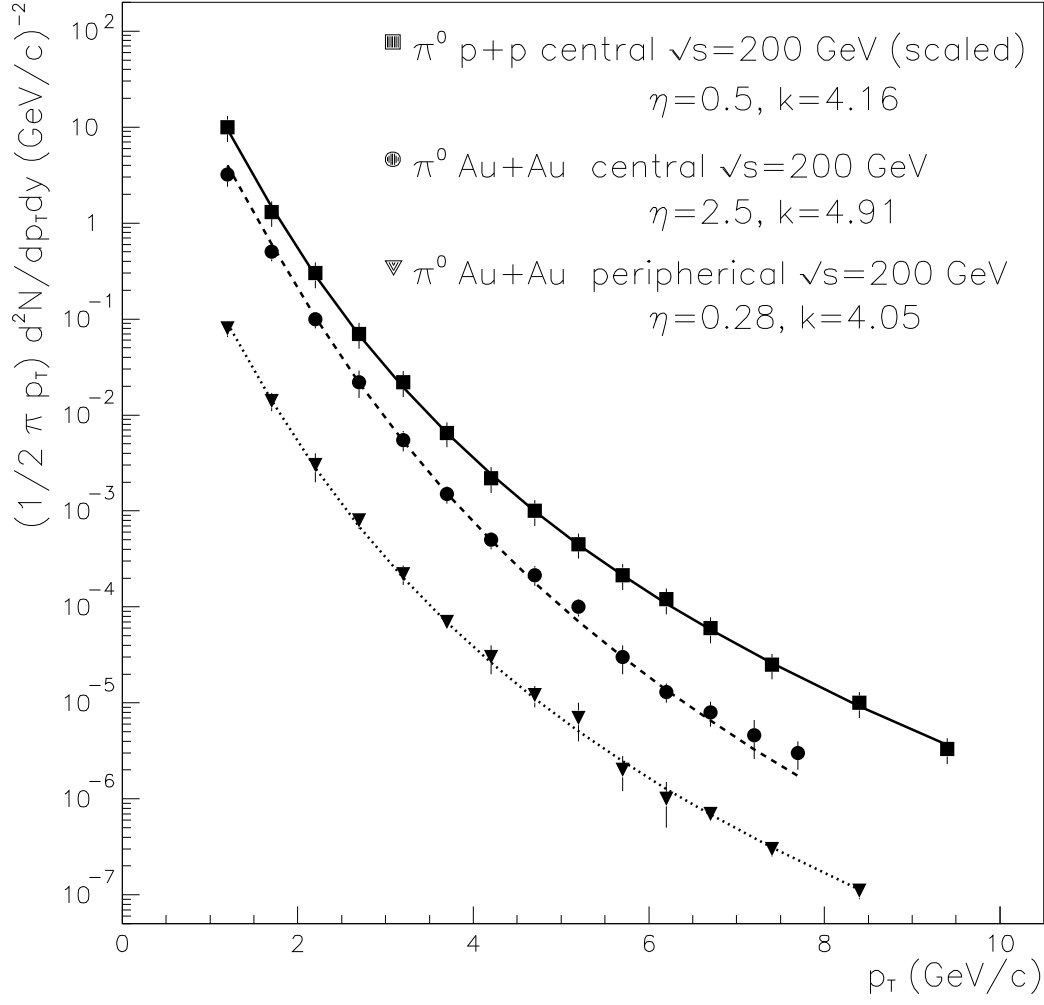


FIG .2. Comparison between our results and experimental data from Au-Au central and peripheral collisions and p-p central collisions at $\sqrt{s} = 200$ GeV .Data are from Ref. [31].

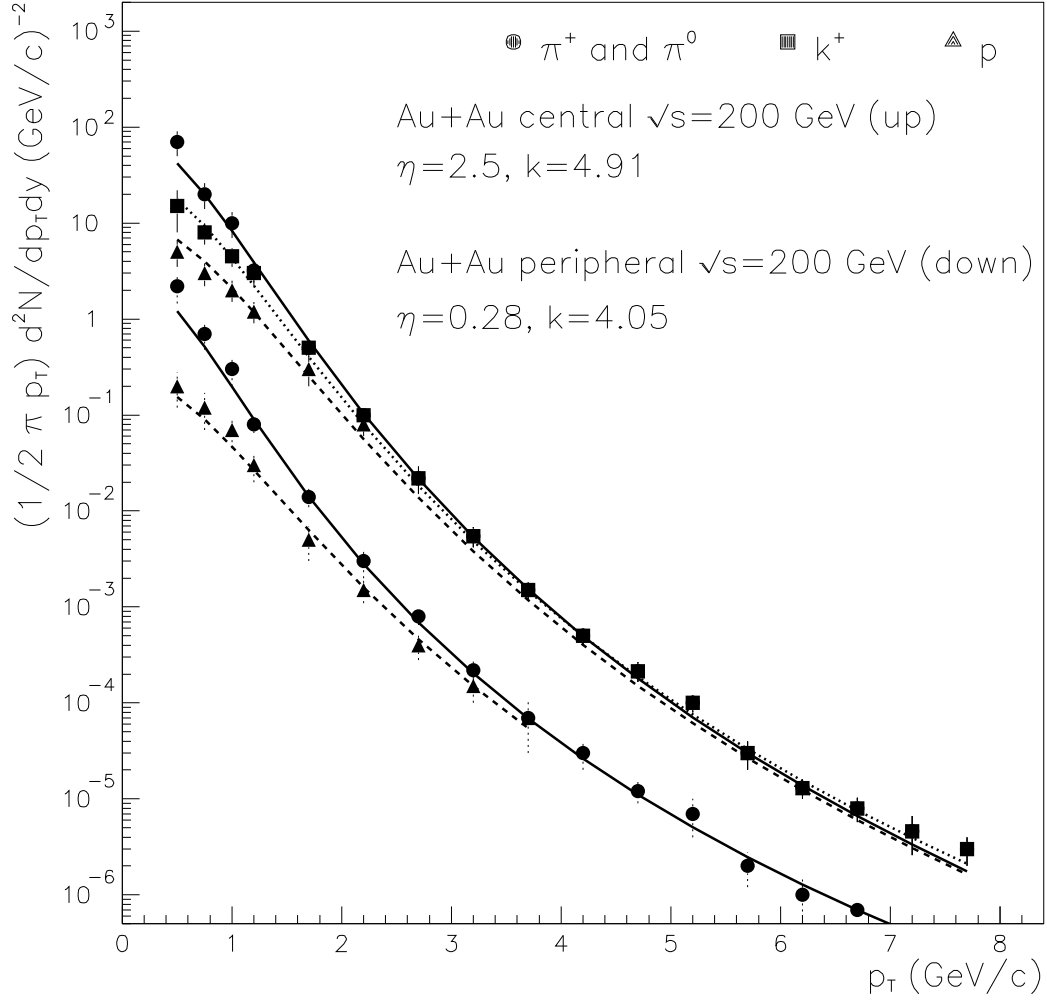


FIG . 3. Comparison between our results and experimental data from Au-Au central and peripheral collisions at $\sqrt{s} = 200$ GeV. Data are from Ref. [32].

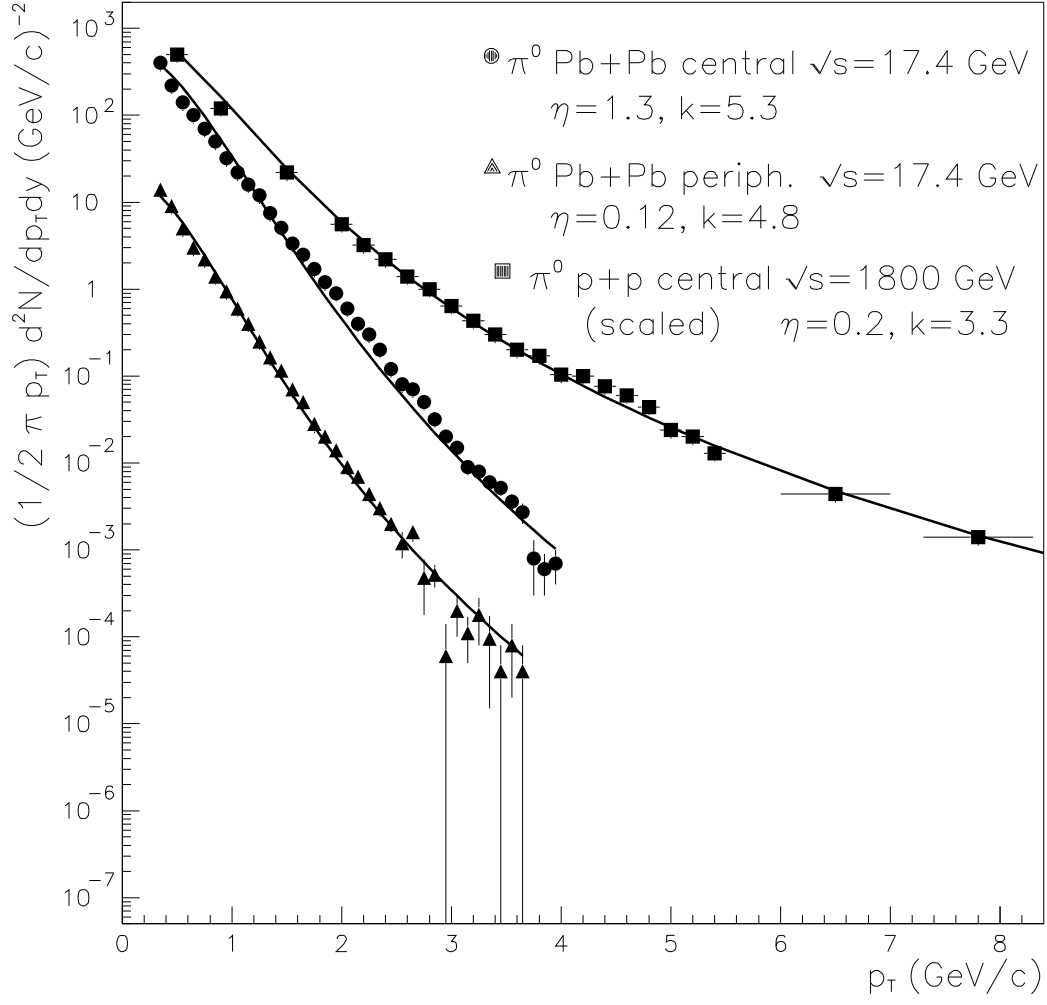


FIG .4. Comparison between our results and experimental data from Pb-Pb central and peripheral collisions at $\sqrt{s} = 17.4$ GeV and p-p collisions at $\sqrt{s} = 1.8$ TeV. Data are from Refs. [25] [26].