

Theory of Inclusive Decays of Heavy Hadron

Ramy Naboulsi

May 15, 2019

Tokyo Institute of Technology, Department of Physics, O-okoyama, Meguro-ku, Tokyo

Abstract

We give a brief review of the theory of inclusive decays of heavy hadrons and a discussion of its application to the calculation of several physical quantities.

I-Theory of Inclusive Decays of Heavy Hadrons

The basic theoretical tool used to study of heavy hadrons is the Wilson operator-product expansion (OPE). The expansion parameter is not necessarily the inverse heavy-quark mass m_Q , but rather the energy release, \sqrt{s} , of the process at hand. In most calculations of the inclusive rates, \sqrt{s} is of the order of the heavy-quark mass, the OPE is expected to give accurate predictions for the decay widths [1]–[5], [7].

Using the optical theorem, the inclusive decay rate of a hadron H_b , containing a b quark, into a final state X can be written in terms of the imaginary part of the forward matrix element of the transition operator \hat{T}

$$\langle H_b | \hat{T} | X \rangle = \frac{1}{2m_{H_b}} 2\text{Im} \langle H_b | \hat{T} | H_b \rangle \quad (1)$$

The transition operator is given by the time-ordered product (T) of the relevant effective weak Hamiltonian H_{eff}

$$\hat{T} = i \int d^4x T [H_{\text{eff}}(x) H_{\text{eff}}(0)] \quad (2)$$

The dominant space-time separation x is related to the inverse of q in the process: if this is large enough, for example if $q \gg m_b$, then one can perform a short-distance expansion of \hat{T} , obtaining an infinite sum of local operators of increasing dimension

$$\langle H_b | \hat{T} | X \rangle = \sum_i \langle \bar{\psi} \psi \rangle \frac{\langle H_b | \mathcal{O}_i | H_b \rangle}{2m_{H_b}}; \quad (3)$$

where μ is the scale at which the operators \mathcal{O}_i have been renormalized. Since $\langle H_b | \hat{T} | X \rangle$ is q -independent, the dependence of \mathcal{O}_i on the unphysical renormalization scale (and renormalization scheme) is canceled by the corresponding dependence of the Wilson coefficients c_i . The Wilson coefficients c_i include short-distance QCD effects which can be computed in perturbation theory; the nonperturbative effects are contained, instead, in the hadronic matrix elements of the local operators \mathcal{O}_i .

The coefficients c_i are dimensionful quantities containing powers of $\frac{1}{m_b}$ which increase with the dimension of the corresponding operators. For this reason, it is convenient to introduce dimensionless coefficients $c_i(\mu) = m_b^{d_i-3} \langle \bar{\psi} \psi \rangle c_i(\mu)$, where d_i denotes the dimension of the operator \mathcal{O}_i . In this way one readily sees why it is expected that the sum is dominated by the lowest-dimension operator terms, since the operator matrix elements are not expected to grow in m_b .

In the OPE, the operator with the lowest dimension which contributes to the sum in Eq. (3) is the dimension-three operator $\bar{b}b$. There is no dimension-four operator since the only possible one, $\bar{b} \not{D} b$, can be reduced to $\bar{b}b$ by using the equations of motion. Thus, the first higher dimensional operator is the dimension-five chromomagnetic one, $\bar{b} \not{G} b$. The dimension-six operators ($\mathcal{O}_{6;i}$), to be defined below, will also be considered. Therefore any inclusive decay rate can be written in the form

$$\begin{aligned} \langle H_b | \hat{T} | X \rangle = & \mathcal{V}_{CKM} \int \frac{G_F^2 m_b^5}{192} [c_3(\mu) \langle H_b | \mathcal{O}_3 | H_b \rangle + \frac{c_5(\mu)}{2m_b^2} \langle H_b | \mathcal{O}_5 | H_b \rangle \\ & + \sum_i \frac{c_6^i(\mu)}{m_b^3} \langle H_b | \mathcal{O}_{6;i} | H_b \rangle + \dots]; \end{aligned} \quad (4)$$

where $\mathcal{O}_3 = \bar{b}b$ and $\mathcal{O}_5 = \bar{b} \not{G} b$. In this equation, the combination of CKM parameters, $\mathcal{V}_{CKM} \int$, and the relevant kinematical factor

$$\mathcal{I}_0 = \frac{G_F^2 m_b^5}{192} \quad (5)$$

have been explicitly factored out. \mathcal{I}_0 is the naive parton model result for the decay width: it is obtained by computing the inclusive rate for the decay of a free quark of mass m_b into the

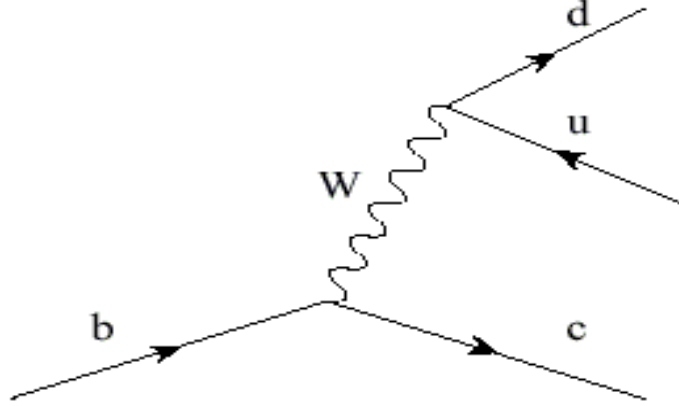


Figure 1: Parton model diagram for the decay of a b quark.

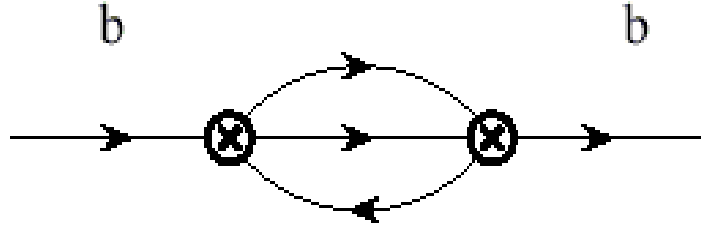


Figure 2: By the optical theorem, the imaginary part of this diagram gives the parton model result for the inclusive decay rate.

appropriate quark and/or lepton final states, Fig. 1. By the optical theorem, it can also be computed from the imaginary part of the diagram in Fig. 2. The absence of operators of dimension four implies that the power corrections to the parton model result are at least of $O(\frac{Q^2}{m_b^2})$. The chromomagnetic term is obtained from the imaginary part of the diagram in Fig. 3.

The most important corrections of order $\frac{1}{m_b^3}$ are called spectator effects [2,3]. In the parton model approach, they arise from the diagrams shown in Fig. 4 and 5, which are referred to as Pauli-interference and W -exchange diagrams, respectively.

The first arises from the interference of two identical quarks (two u quarks in the example of Fig. 4) in the final state, the second from the scattering of the two valence quarks (b and d in the example of Fig. 5) inside the hadron. In the nonrelativistic language, both effects are

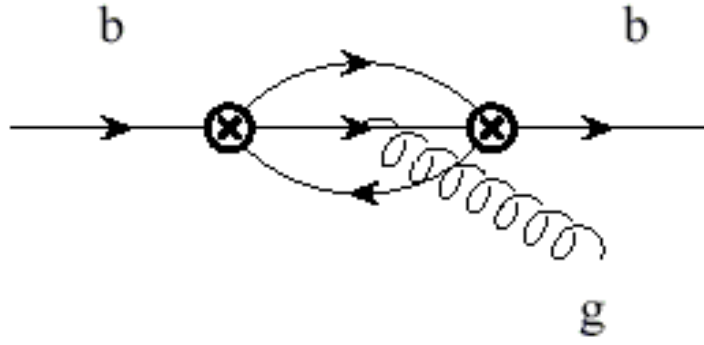


Figure 3: The imaginary part of this diagram gives the chromomagnetic correction to the inclusive decay rate. The spring-line represents a gluon.

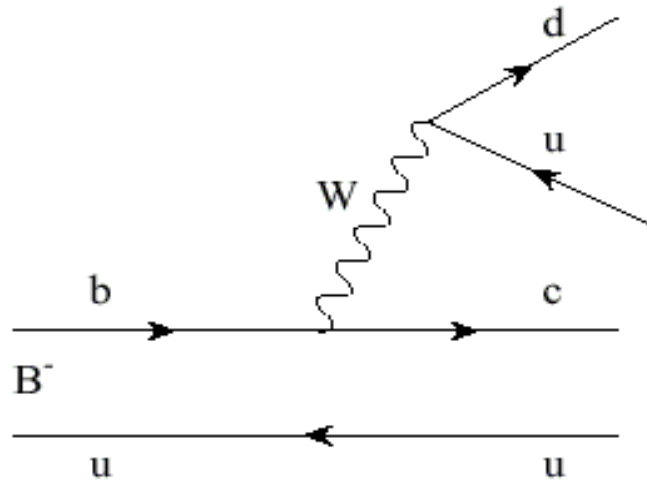


Figure 4: Pauli-interference (PI) diagram. Indeed, there are two identical particles u s, in the final state obeying the Pauli exclusion principle. The absolute square of this amplitude gives two diagrams, the conventional spectator diagram and the PI diagram of Fig 6.

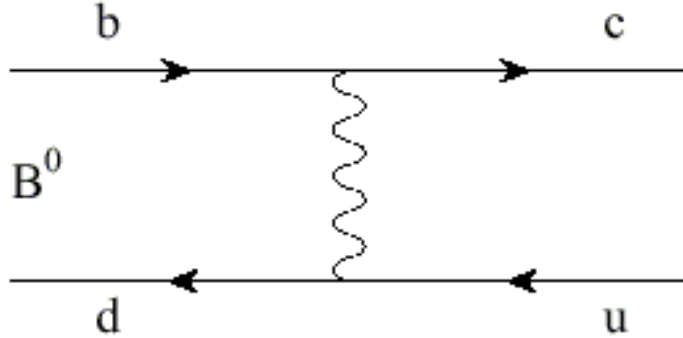


Figure 5: W -exchange diagram .

proportional to the probability of finding two quarks at the same point (either the two u or the b and d quarks), i.e., to the hadron wave-function at the origin. Spectator effects can also be computed from the imaginary part of the diagrams in Figs. 6 and 7. As shown in the figures, their effect, at large q^2 , is equivalent to the insertion of local operators of dimension six. By dimensionality, this implies that these diagrams contribute at $O(\frac{3}{m_b^3}) = O(\frac{3}{m_b^3})$ to the decay rate. Beyond the tree-level, the b -quark mass m_b appearing in the rate (4) must be appropriately defined in order to be consistent with the renormalization scheme used for the operators O_i ().

Equation (4) shows that, in order to predict the inclusive rates, one must evaluate both the Wilson coefficients of the different local operators and their hadronic matrix elements. The former can be computed in perturbation theory, while the latter are, in general, obtained by using some nonperturbative technique, such as lattice QCD or QCD sum rules. In order to control the power corrections, the level of accuracy of the perturbative calculation of the coefficients of the leading operators must be comparable to the corrections induced by the operators of higher dimensions. Thus, for example, the inclusion of the $O(\frac{1}{m_b^2})$ terms makes sense only if the error on c_3 (), which is computed up to some order $\frac{n}{s}$ in perturbation theory, is smaller than these power-corrections.

The derivation of the general expression given in Eq. (4) relies only on the OPE at short distances. A further step can be made by expanding the forward matrix elements of the local operators in inverse powers of the heavy-quark mass. In this way, it is possible to relate the value of the operator matrix elements to parameters that can be extracted independently from the spectrum of heavy-hadron states. For the operators of dimension three and five, one finds [4,5,6]

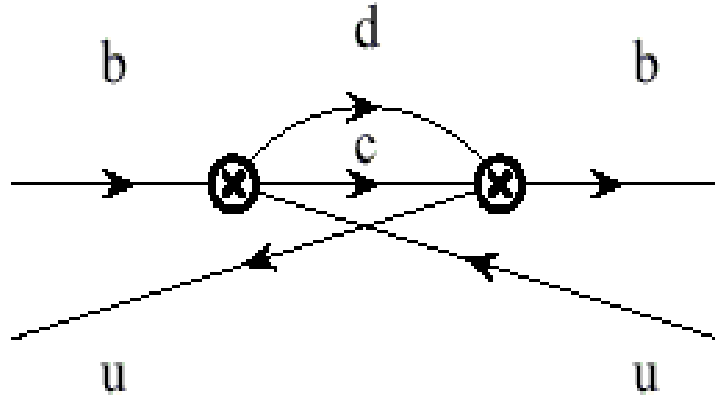


Figure 6: The imaginary part of this diagram corresponds to the P I diagram . In the OPE it gives rise to the four-fermion operators appearing in Eq. (18).

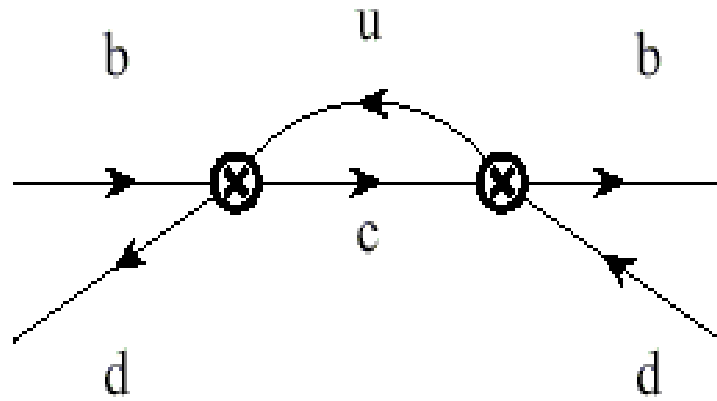


Figure 7: The imaginary part of this diagram corresponds to the W -exchange diagram . In the OPE it gives rise to the four-fermion operators appearing in Eq. (18).

$$Z_3(\mu; m_b) \langle \bar{b} b \rangle_3(\mu) \langle \bar{b} b \rangle = 1 + \frac{c_1(H_b) + 3c_2(H_b)}{2m_b^2} + O\left(\frac{1}{m_b^3}\right) \quad (6)$$

and

$$Z_5(\mu; m_b) \langle \bar{b} b \rangle_5(\mu) \langle \bar{b} b \rangle = 6c_2(H_b) + O\left(\frac{1}{m_b}\right); \quad (7)$$

where the factors Z_3 and Z_5 depend on the renormalization conditions imposed on the operators $\bar{b}b$ and $\bar{b} G b$. They can be computed in perturbation theory and reabsorbed in the coefficients $c_3(\mu)$ and $c_5(\mu)$. The quantities $c_1(H_b)$ and $c_2(H_b)$ parametrize the matrix elements of the kinetic energy and chromomagnetic operators respectively. Contrary to the operator matrix elements themselves, the parameters $c_1(H_b)$ and $c_2(H_b)$ are, up to logarithmic corrections, independent of the heavy-quark mass. Estimates for the theoretical uncertainty of predictions for quantities which depend on c_1 (and c_2) are typically made simply by varying these parameters over the range given by various theoretical estimates. c_2 can be directly related to physical quantities. For example, for B mesons, and up to corrections of higher order in $\frac{1}{m_b}$; $c_2 = \frac{M_B^2 - M_{B^*}^2}{4}$. In contrast, c_1 (like c_3) is not a physical quantity and its value depends on the renormalization procedure used to define it. The ambiguity in the definition of c_1 is of $O\left(\frac{2}{Q_{CD}}\right)$. Likewise the coefficient c_3 in Eq. (4) is ambiguous by an additive term of $O\left(\frac{2}{m_b^2}\right)$. The ambiguities of c_3 and c_1 in Eq. (4) cancel, so that the predicted decay rate is uniquely defined (up to higher orders in $\frac{1}{m_b}$). When using a particular numerical value for c_1 , one must make sure that it corresponds to consistent definitions of c_1 and c_3 . In many theoretical models used to calculate c_1 this is not easy, which, indeed, explains the wide spread of values for c_1 found in the literature.

II- Semileptonic and nonleptonic decays

This section discusses semileptonic and nonleptonic decay rates in turn. For each process the effective Hamiltonian and the relevant formulae needed to obtain the theoretical predictions for the corresponding decay rate are presented.

Inclusive semileptonic decays have been used extensively for the extraction of the CKM matrix elements $|V_{cb}|$ and $|V_{ub}|$. The relevant effective Hamiltonian is given in this case by

$$H_{\text{eff}}^{\text{sl}} = \frac{G_F}{\sqrt{2}} \sum_{l=e,\mu} V_{ub} V_{cl}^* \left[\bar{u} \gamma_\mu (1 - \gamma_5) b \right] \left[\bar{l} \gamma_\mu (1 - \gamma_5) l \right] + \text{h.c.}; \quad (8)$$

From this Hamiltonian, by using the general formula in Eq. (4), together with Eqs. (6) and (7), one can derive the expression for the semileptonic width [2,4,5,7]:

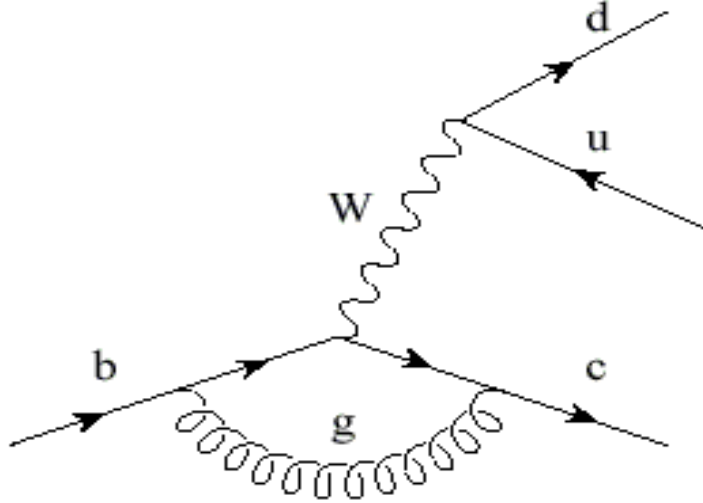


Figure 8: Generic first-order correction appearing in heavy particle decays. The spring-shaped line represents a gluon.

$$\begin{aligned} \Gamma(H_b \rightarrow X_{c\mu l_1}) &= \mathcal{V}_{(c\mu)b}^2 \frac{G_F^2 m_b^5}{192 \pi^3} C_0^{sl} \left[1 + \frac{1}{2} \frac{(H_b) + 3}{2m_b^2} (H_b) \right] \\ &+ \left[\frac{m_{c\mu}^2}{m_b^2} \frac{1}{4} \frac{(H_b)}{m_b^2} + \frac{s}{4} C_1^{sl} + \dots \right] \end{aligned} \quad (9)$$

The dots stand for higher-order perturbative and/or power corrections. The terms of $O(\frac{1}{m_b^3})$ are not written explicitly because they are expected to give negligible contributions to $\Gamma(H_b \rightarrow X_{c\mu l_1})$. This is different from what happens in nonleptonic decays. For nonleptonic decays, as explained below, the corrections of $O(\frac{1}{m_b^3})$ are enhanced by a large multiplicative factor and may give sizeable contributions. In Eq. (9), $C_0^{sl} = C_0^{sl}(x_{c\mu} x_l)$ and $C_1^{sl} = C_1^{sl}(x_{c\mu} x_l)$ are known phase-space factors which depend on the ratios of the final quark or lepton masses to m_b ($x_{c\mu} = \frac{m_{c\mu}^2}{m_b^2}$). The expression for C_1^{sl} depends on the definition of the heavy-quark mass which is adopted beyond the lowest order in perturbation theory (pole mass, \overline{MS} -mass, etc.). A detailed discussion of the perturbative corrections to the semileptonic rate and of the dependence of C_1^{sl} on the definition of the quark mass can be found in Ref. [9].

If one uses the pole mass, except for trivial color factors, C_1^{sl} is essentially the same as the first order electro-magnetic correction occurring in $b \rightarrow c$ decays, see Fig. 8. As discussed above, α_s -dependence enters the result because the methods for estimating Γ_1 do not properly

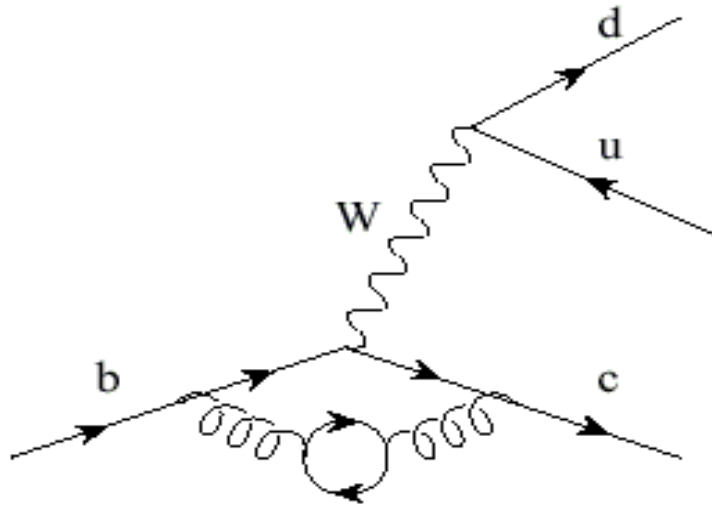


Figure 9: Vacuum polarization diagram which renormalizes the coupling at the vertices of the external fermion lines.

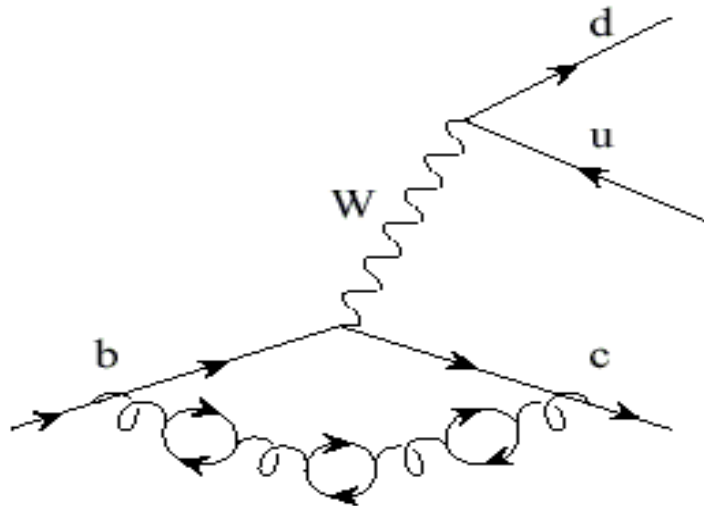


Figure 10: Chain of vacuum polarization diagrams.

account for this scale-dependence. The effect could, in principle, be reduced if the full NLO calculation were performed. In the absence of such a calculation, BLM [9] have given a prescription for scale-setting which includes all $^{(n)}(n_f)^n$ terms correctly, using the fact that all such terms arise from fermion-loop insertions on a vector-propagator line (see Figs-9 and 10), and hence are similar to such loop insertions in QED, which have been calculated. The BLM prescription then assumes such terms appear only in the form $^{(n)}(n_f - \frac{33}{2})^n$, as this is the coefficient which controls the running of α_s . It turns out that in most of the cases where a comparison of the BLM approximation with exact second-order calculations is possible, the approximation proves to be a good one.

The theory of nonleptonic inclusive decays is important for predictions of the lifetimes of heavy hadrons, of their semileptonic branching fractions and of the charm yield.

For $B = 1$ nonleptonic decays, it is convenient to separate the possible cases into two different classes:

a) Decays with $C = 1$

For $S = 0$ decays, the effective Hamiltonian is given by

$$H_{\text{eff}}^{n_1} = \frac{G_F}{2} [V_{ub}V_{cd} (C_1(\mu_b)O_1(\mu_b) + C_2(\mu_b)O_2(\mu_b)) + V_{cb}V_{ud} (C_1(\mu_b)O_1^0(\mu_b) + C_2(\mu_b)O_2^0(\mu_b))]; \quad (10)$$

where the relevant operators are:

$$\begin{aligned} O_1 &= (u_a (1 - \gamma_5)b_b)(d_b (1 - \gamma_5)c_a) \\ O_2 &= (u_a (1 - \gamma_5)b_a)(d_b (1 - \gamma_5)c_b) \\ O_1^0 &= (c_a (1 - \gamma_5)b_b)(d_b (1 - \gamma_5)u_a) \\ O_2^0 &= (c_a (1 - \gamma_5)b_a)(d_b (1 - \gamma_5)u_b) \end{aligned} \quad (11)$$

a and b are color indices and μ_b denotes the scale at which the four-fermion operators, O_i , have been renormalized. Frequently it is convenient to choose $\mu_b = m_b$. In general, this scale can be different from the renormalization scale of the operators appearing in the OPE in Eq. (3). In order to avoid confusion, the renormalization scale of the operators of the weak Hamiltonian will here be denoted by μ_b . The coefficients $C_{1,2}(\mu_b)$ are known at the NLO [10,11]. For $C = 1$ and $S = 1$ decays, the Hamiltonian has the same form as in Eq. (10), with the obvious substitution

defined in Eqs. (10) and (11).

b-Decays with $C = 0$

For $C = 0$ and $S = 0$ decays, the effective Hamiltonian has the form

$$H_{\text{eff}}^{nb} = \frac{G_F}{\sqrt{2}} [V_{ub}V_{ud}(C_1(b)O_1^u(b) + C_2(b)O_2^u(b)) + V_{cb}V_{cd}(C_1(b)O_1^c(b) + C_2(b)O_2^c(b)) + V_{tb}V_{td} \sum_{i=3,6} C_i(b)O_i(b)]; \quad (12)$$

where

$$\begin{aligned} O_1^q &= (q_a(1-\gamma_5)b_b)(\bar{d}_b(1-\gamma_5)q_a) \\ O_2^q &= (q_a(1-\gamma_5)b_b)(\bar{d}_b(1-\gamma_5)q_b) \\ O_3 &= (d_a(1-\gamma_5)b_a) \sum_q (\bar{q}_b(1-\gamma_5)q_b) \\ O_4 &= (d_a(1-\gamma_5)b_b) \sum_q (\bar{q}_b(1-\gamma_5)q_a) \\ O_5 &= (d_a(1-\gamma_5)b_a) \sum_q (\bar{q}_b(1+\gamma_5)q_b) \\ O_6 &= (d_a(1-\gamma_5)b_b) \sum_q (\bar{q}_b(1+\gamma_5)q_a): \end{aligned} \quad (13)$$

The sums above run over the quark flavors which are active at the scale μ_b . Thus, for $\mu_b = m_b$, the sum is over the u, d, s and c quarks. For $C = 0$ and $S = 1$ decays, the Hamiltonian has the same form as in Eq. (12) with the substitution defined in Eqs. (12) and (13). The operators O_i with $i = 3 \dots 6$ are the strong-penguin operators which arise when top-quark effects (for $\mu_b = m_t$) are integrated out to give the effective theory. The electro-penguin operators are not included in Eq. (12), since they give very small contributions to the inclusive rates considered here. Note that in some exclusive decays electro-penguin operators give important contributions and cannot be ignored.

In the following, it will be convenient to introduce the Wilson coefficients $C_i(\mu_b) = C_2(\mu_b) - C_1(\mu_b)$ and to write their renormalization-scheme-independent parts as

$$C_i(\mu_b) = L_i(\mu_b) \left[1 + \frac{s(M_W)}{4} \frac{s(\mu_b)}{R} \right]^{-1};$$

$$(\Gamma_b) = 2L_+(\Gamma_b) + L_-(\Gamma_b): \quad (14)$$

The $L_+(\Gamma_b)$ s and $R_-(\Gamma_b)$ are the leading and next-to-leading order contributions to the Wilson coefficients which govern the renormalization-group evolution from M_W down to μ_b .

One can expand the nonleptonic rates in powers of $\frac{1}{m_b}$

$$(\Gamma_b \rightarrow X_{NL}) = \Gamma_0(\Gamma_b \rightarrow X_{NL}) + \frac{\Gamma_2(\Gamma_b \rightarrow X_{NL})}{m_b^2} + \frac{\Gamma_3(\Gamma_b \rightarrow X_{NL})}{m_b^3} + \dots: \quad (15)$$

For the leading term in $\frac{1}{m_b}$, one finds [12]

$$\begin{aligned} \Gamma_0(\Gamma_b \rightarrow X_{NL}) = & \mathcal{V}_{CKM}^2 \int_0^1 d\phi_1 d\phi_2 d\phi_3 [(\Gamma_b) + \frac{s(M_W)}{2} L_-(\Gamma_b) \\ & [2L_+^2(\Gamma_b)R_+(\Gamma_b) + L_+^2(\Gamma_b)R_-(\Gamma_b)] + \frac{s}{2} [L_+(\Gamma_b) - L_-(\Gamma_b)]^2 C_{11} \\ & + \frac{s}{2} [L_+^2(\Gamma_b) - L_-^2(\Gamma_b)] C_{12} + \frac{s}{2} [L_+(\Gamma_b) + L_-(\Gamma_b)]^2 C_{22}] + \Gamma_{Pen}; \end{aligned} \quad (16)$$

where the CKM factor, \mathcal{V}_{CKM}^2 , and the phase space, \int , are those appropriate for the decay $b \rightarrow q_1 q_2 q_3$. The coefficients $C_{ij} = C_{ij}(\mu_b)$ depend on the final state and are known at the NLO. Their μ_b -dependence compensates, at this order, the μ_b -dependence of the coefficients $L_+(\mu_b); L_-(\mu_b)$, etc. Γ_{Pen} denotes the penguin-operator contribution to the decay rate; it is only present in $b \rightarrow c c q$ decays, with $q = d$ or s . This term is rather small and its expression is not given here.

In the case of $\Gamma_2(\Gamma_b \rightarrow X_{NL})$, only the leading QCD corrections are known. This term can be written as [4,5,6,13]

$$\begin{aligned} \Gamma_2(\Gamma_b \rightarrow X_{NL}) = & \Gamma_0(\Gamma_b \rightarrow X_{NL}) \left[\frac{\Gamma_1(\Gamma_b) + 3\Gamma_2(\Gamma_b)}{2} - 6\frac{\Gamma_2(\Gamma_b)}{G} - \right. \\ & \left. 12\mathcal{V}_{CKM}^2 \int_0^1 d\phi_1 d\phi_2 d\phi_3 (L_+^2(\Gamma_b) - L_-^2(\Gamma_b)) \Gamma_2(\Gamma_b) \right]; \end{aligned} \quad (17)$$

where the phase space factors, Γ_1 and Γ_2 , depend on the final-state quarks. For $b \rightarrow c u d$ or $b \rightarrow c u s$, neglecting the light quark masses, one has

$$\Gamma_1 = (1 - x_c^2)^4; \quad \Gamma_2 = (1 - x_c^2)^3:$$

For $b \rightarrow c c d$ or $b \rightarrow c c s$ the expressions are more complicated [13,14] and will not be given here.

The expression for $\mathcal{H}_b \rightarrow X_{NL}$ is given by [14,15,16]

$$\mathcal{H}_b \rightarrow X_{NL} = (16^{-2}) \mathcal{Y}_{CKM} \mathcal{J}_0 [(1 - x_c^2) \frac{3}{8} R_1 - \frac{1}{8} R_2 - \frac{q}{8} \frac{1 - 4x_c^2}{R_3}] + \dots; \quad (18)$$

where the dots represent terms which are not enhanced by the factor 16^{-2} appearing on the right hand side of Eq. (18), and

$$\begin{aligned} R_1 &= (2C_1(b)C_2(b) + \frac{C_1^2(b) + C_2^2(b)}{3}) hO_{VA}^u i \\ &\quad + 2(C_1^2(b) + C_2^2(b)) hT_{VA}^u i \\ R_2 &= (2C_1(b)C_2(b) + \frac{C_1^2(b)}{3} + 3C_2^2(b)) (1 + \frac{x_c^2}{2}) hO_{VA}^{d^0} i \\ &\quad (1 + 2x_c^2) hO_{SP}^{d^0} i \\ &\quad + 2C_1^2(b) (1 + \frac{x_c^2}{2}) hT_{VA}^{d^0} i - (1 + 2x_c^2) hT_{SP}^{d^0} i \\ R_3 &= (2C_1(b)C_2(b) + \frac{C_1^2(b)}{3} + 3C_2^2(b)) (1 - x_c^2) hO_{VA}^{s^0} i \\ &\quad (1 + 2x_c^2) hO_{SP}^{s^0} i \\ &\quad + 2C_1^2(b) (1 - x_c^2) hT_{VA}^{s^0} i - (1 + 2x_c^2) hT_{SP}^{s^0} i : \end{aligned} \quad (19)$$

d^0 and s^0 denote the Cabibbo combinations coupled to the weak charged-currents and hO_i hT_i Penguin contributions to R_3 can be found in Ref. [14,17]. In Eqs. (18) and (19), the operators O_{VA}^u , T_{VA}^u etc., must be understood as renormalized at the scale $\mu = \mu_b$. It is certainly possible to choose $\mu \neq \mu_b$. In this case, the expressions in Eqs. (19) would be more complicated. The operators appearing in Eq. (19) are $B = 0$, dimension-six four-fermion operators given by

$$\begin{aligned} O_{VA}^q &= b(1 - \gamma_5) q \bar{q} (1 - \gamma_5) b; \\ O_{SP}^q &= b(1 - \gamma_5) q \bar{q} (1 - \gamma_5) b \\ T_{VA}^q &= b \gamma^\mu (1 - \gamma_5) q \bar{q} \gamma_\mu (1 - \gamma_5) b; \\ T_{SP}^q &= b \gamma^\mu (1 - \gamma_5) q \bar{q} \gamma_\mu (1 - \gamma_5) b; \end{aligned} \quad (20)$$

where the color indices are implicit (e.g., $b = (1 \dots 5)q = b^a (1 \dots 5)q^a$) and the t^a are the generators of the SU(3) color group.

In Eq. (18), only the $O(\frac{g^2 C_F}{m_b^3})$ contributions which are enhanced by a factor 16^{-2} are written explicitly. This factor comes from the difference between the phase space occurring in the imaginary part of the two-loop diagram in Fig. 2 (and Fig. 3), and the phase space of the one-loop spectator diagrams of Figs 6 and 7. The dots stand for other terms which are not multiplied by 16^{-2} and, for this reason, are expected to give negligible contributions to the decay rates. They include $\frac{1}{m_b^3}$ corrections to the coefficients of the operators $O_3()$ and $O_5()$, terms due to the presence of two-quark operators of dimension six containing extra covariant derivatives, etc.

III- Lifetime Ratios

An important test of the OPE-based theory of inclusive decays, and of the heavy-quark mass expansion, is the comparison of the theoretical predictions with the experimental measurements for the heavy-hadron lifetimes and their ratios.

The differences in lifetime are studied most conveniently by considering lifetime ratios. In this way, one cancels the dependence on quantities which are poorly known, such as the b-quark mass. For similar reasons, semileptonic branching fractions can be better predicted than absolute inclusive decay rates.

From Equations (9) and (16) it can be seen that, neglecting higher-order corrections in $\frac{1}{m_b}$, the semileptonic and nonleptonic widths depend only on the CKM-factors and the quark masses. This implies that all the heavy-hadrons have the same lifetime and semileptonic width. Lifetime differences arise either from corrections of $O(\frac{1}{m_b^2})$ originating from heavy-hadron "wave-function" effects, or they arise from $O(\frac{1}{m_b^3})$ corrections induced by Pauli-interference and W-exchange diagrams; i.e., spectator corrections. There are no corrections at $O(\frac{1}{m_b})$. Thus it is expected that lifetime differences in the b hadrons are much smaller than for charmed hadrons.

The corrections of $O(\frac{1}{m_b^2})$ to lifetime-universality are due to the heavy-quark kinetic energy \mathcal{H}_1 and to the chromomagnetic term \mathcal{H}_2 which differ for different hadrons. For example $\mathcal{H}_1(B_s) \neq \mathcal{H}_1(B)$ because of SU(3)_f symmetry-breaking effects, because the mass of the strange quark is much larger than the mass of the u and d quarks. Likewise $\mathcal{H}_1(B) \neq \mathcal{H}_1(B_c)$ because mesons and baryons have different wave-functions, and the chromomagnetic term \mathcal{H}_2 vanishes for the B_c but not for the B meson.

The spectator contributions, although of $O(\frac{1}{m_b})$, are enhanced by the factor 16^{-2} and for this reason may give sizeable effects. Note that these corrections may have CKM factors different from those of the leading terms.

To make more specific predictions one has to evaluate the size of the expectation values for the relevant operators. While $\langle H_b \rangle$ is known—it vanishes for $\bar{b}b$ and $b\bar{b}$ and can be deduced for the mesons from the $B(s) - \bar{B}(s)$ hyperfine splitting— $\langle H_b \rangle$ is not known apart from a lower bound on it.

The determination of the expectation values of the four-fermion operators is also problematic. For mesonic matrix elements one has a simple yardstick against which one can calibrate the results, namely factorization. Following the notation of Ref. [15], the matrix elements of the four-fermion operators in terms of their B parameters are parametrized. For B mesons define

$$\begin{aligned} \langle B_q | \mathcal{O}_{V A; S P}^q | B_q \rangle &= f_{B_q}^2 m_{B_q}^2 B_{1;2} \\ \langle B_q | \mathcal{O}_{V A; S P}^q | B_q \rangle &= f_{B_q}^2 m_{B_q}^2 B_{1;2} : \end{aligned} \quad (21)$$

Factorization corresponds to setting $B_i = 1$ and $\bar{B}_i = 0$. The value of the B parameters defined above depend on the scale at which the corresponding operators have been renormalized; further the factorization assumption can only be correct at one scale. Since factorization represents a statement about QCD dynamics, if it holds anywhere, it would be expected to be at hadronic scales $\mu = 1 - 1.5 \text{ GeV}$.

For the baryonic expectation values no such simple yardstick as factorization exists. Thus one has to rely on quark models to estimate the size of various matrix elements, which are expressed in terms of baryonic wavefunctions taken at zero spatial separation; the results are thus of uncertain reliability [18,19]. For heavy baryons, specially the Λ_b the number of independent matrix elements is smaller than in the meson case. The reason is that, at lowest order in the HQET expansion, some of these matrix elements are related to each other

$$\langle \Lambda_b | \mathcal{O}_{V A; j b}^q | \Lambda_b \rangle = 2 \langle \Lambda_b | \mathcal{O}_{S P; j b}^q | \Lambda_b \rangle + O(\frac{1}{m_b}) : \quad (22)$$

It is also convenient to change basis by defining $T_V^q A = \frac{1}{(2N_c)} \mathcal{O}_V^q A + \frac{1}{2\sigma_V^q A}$, with $\sigma_V^q A = b_a (1 - \frac{5}{3}) q_a q_b (1 - \frac{5}{3}) b_a$, where N_c is the number of colors. The following B parameters are then introduced:

$$\langle \Lambda_b | \mathcal{O}_{V A; j b}^q | \Lambda_b \rangle = B \langle \Lambda_b | \mathcal{O}_V^q A | \Lambda_b \rangle ; \quad (23)$$

$$\langle \bar{b} \gamma_\mu \gamma_5 q \rangle_A \langle j \bar{b} i \rangle = \frac{f_{B_q}^2 m_{B_q}^2}{6} r; \quad (24)$$

In the quark model, r can be related to the ratio of the squares of the wave functions determining the probability of finding the light quark in the vicinity of the b quark inside the B_b and the B meson

$$r = \frac{|\psi_{B_b}(0)|^2}{|\psi_B(0)|^2}; \quad (25)$$

The average experimental results for lifetime ratios are [20]:

$$\begin{aligned} \frac{\tau(B_s)}{\tau(B)} &= 0.98 \pm 0.07; \\ \frac{\tau(B_-)}{\tau(B^0)} &= 1.06 \pm 0.04; \\ \frac{\tau(B_+)}{\tau(B^0)} &= 0.78 \pm 0.04; \end{aligned} \quad (26)$$

Theoretically, the difference between $\tau(B_s)$ and $\tau(B)$ is due to very small $SU(3)_f$ symmetry-breaking effects present either in $\gamma_{1,2}$ or in the matrix elements of the four-fermion operators, or due to penguin effects, which affect $\tau(B_s)$ but not $\tau(B_d)$ [17]. Precise predictions for these effects are very difficult to obtain. They have been estimated to be at most of the order of 1%. For the other ratios, the results can be written in terms of the B -parameters defined above. Thus

$$\begin{aligned} \frac{\tau(B_s)}{\tau(B)} &= 1 \pm 1\% ; \\ \frac{\tau(B_-)}{\tau(B^0)} &= 1 + 16 \frac{f_B^2 M_B}{m_b^3} [k_1 B_1 + k_2 B_2 + k_3 \gamma_1 + k_4 \gamma_2]; \\ \frac{\tau(B_+)}{\tau(B^0)} &= 1 - \frac{\gamma_1(B_+)}{2m_b^2} \gamma_1(B^0) + C_G \frac{\gamma_2(B_+)}{m_b^2} \gamma_2(B^0) \\ &+ 16 \frac{f_B^2 M_B}{m_b^3} [p_1 B_1 + p_2 B_2 + p_3 \gamma_1 + p_4 \gamma_2 + (p_5 + p_6 \tilde{r})r]; \end{aligned} \quad (27)$$

The $\tau(B_s)$ and $\tau(B)$ each represent an average of the lifetimes for the two-mass eigenstates. The perturbative coefficients k_i and p_i are related to the coefficients of the operators in Eqs. (19), the operators themselves are expressed in terms of the B -parameters B_i and γ_i , and the ratio r ; these depend on x_c and on the renormalization scale μ . Naively, one expects B_i and

B^- to be of $O(N_c^0)$ and α_1 of $O(\frac{1}{N_c})$. It is dangerous to neglect the contributions of the color-suppressed parameters α_2 s because their coefficients are about one order of magnitude larger than those of the B_1 s. The most uncertain parameter is r , for which theoretical estimates, based on quark models or QCD sum rules, give values in the range 0.1–2.0. The derivation assumes factorization at a low-scale ~ 1 GeV to obtain the ratio $\langle B^- \rangle$ to $\langle B_d \rangle$. In this ratio the contribution coming from the differences of α_1 and α_2 in the B^- and B^0 mesons was neglected. c_g is the coefficient of the chromomagnetic term. The $O(\frac{1}{m_b^2})$ contributions to $\frac{\langle B^- \rangle}{\langle B^0 \rangle}$ can be estimated using relations which can be derived in the HQET:

$$\begin{aligned}
(m_{b_1} - m_{c_1}) - (m_{B_1} - m_{D_1}) &= [\alpha_1(B^-) - \alpha_1(B^0)] \left(\frac{1}{2m_{B_1}} - \frac{1}{2m_{D_1}} \right) \\
&+ O\left(\frac{1}{m_Q^2}\right);
\end{aligned} \tag{28}$$

$$\alpha_2(B^-) = \frac{m_{B_1}^2 - m_{D_1}^2}{4}; \quad \alpha_2(B^0) = 0; \tag{29}$$

where $m_{B_1} = \frac{(m_B + 3m_{B_1})}{4}$ and $m_{D_1} = \frac{(m_D + 3m_{D_1})}{4}$, and m_Q is either m_c or m_b . As discussed above, the individual kinetic-energy parameters α_i depend on the renormalization procedure. Equation (28) shows that in contrast, the difference $\alpha_1(B^-) - \alpha_1(B^0)$ is directly related to a certain combination of physical hadron masses. Using the experimental values of the hadron masses, one obtains

$$\begin{aligned}
\alpha_1(B^-) - \alpha_1(B^0) &= (0.01 - 0.03) \text{ GeV}^2; \\
\alpha_2(B^-) &\approx 0.12 \text{ GeV}^2;
\end{aligned} \tag{30}$$

Numerically, one obtains predictions such as [21]

$$\begin{aligned}
\frac{\langle B^- \rangle}{\langle B_d \rangle} &= 1 + 0.05 \left(\frac{f_B}{200 \text{ MeV}} \right)^2 \pm 40\% \\
\frac{\langle B_d \rangle}{\langle B_s \rangle} &= 1 \pm 0 (1\%) \\
\frac{\langle B_d \rangle}{\langle B_s \rangle} &\approx 0.9 - 0.95
\end{aligned} \tag{31}$$

There has been a recent and as yet unresolved debate in the literature about the reliability of the factorization approximation for the relevant four-fermion operators, and related differences in estimates of the theoretical uncertainty in the prediction of $\frac{\langle B^- \rangle}{\langle B^0 \rangle}$. For two opposing viewpoints see [22] and [23]. The experimental result can, however, be easily accommodated within

the uncertainties of the current data. As more precise experimental numbers become available it will be important to refine the understanding of theoretical errors. Lattice calculations are one prospect for improved accuracy here. In contrast, the low experimental value of $\frac{\langle b \rangle}{\langle B^0 \rangle}$ turns out to be a big surprise. In order to explain it, without abandoning the validity of the OPE, combined with $\frac{1}{m_b}$ expansion, one is forced to choose a negative value for $\alpha_2(\alpha_2 = 0.3)$ and a large value for $r(r = 1.8)$. While such parameter choices are hard to justify on the basis of models; reliable, nonperturbative calculation of these parameters is needed to unambiguously test the validity of the framework.

In the absence of more precise determinations of the hadronic matrix elements, several alternative explanations of the low value of $\frac{\langle b \rangle}{\langle B^0 \rangle}$ have been presented in the literature. The most popular one is that local duality, which is assumed in predicting nonleptonic widths, is violated. The mechanisms proposed to explain (and ultimately to correct) this violation are, however, rather different: a deviation from local duality due to the asymptotic nature of the OPE (this is equivalent to saying that the b quark is not sufficiently heavy for these processes); deviations due to the divergence of the OPE or to some dynamical generation of two scales; $\frac{1}{m_b}$ effects not present in the OPE, etc. Further theoretical investigation to test these ideas is needed. It would be very interesting to measure separately the semileptonic branching fractions of the different heavy hadrons (also for charmed hadrons), from which the semileptonic widths could be extracted. From the knowledge of the individual semileptonic widths, it would be possible to test the validity of global duality, which is the ingredient necessary to make predictions for the semileptonic (and radiative) decay rates.

V - The Semileptonic B branching Fraction

The semileptonic branching fraction of B mesons is defined by

$$B_{SL} = \frac{(B \rightarrow X_{e\bar{e}})}{\text{tot}(B)}; \quad (32)$$

with

$$\text{tot}(B) = (B \rightarrow X_{11}) + (B \rightarrow X_c) + (B \rightarrow X_{cc}) + R_{\text{rare}}; \quad (33)$$

where R_{rare} includes decays to charmless final states [24], $(B \rightarrow X_u)$, and possible contributions from new physics.

A quantity related to B_{SL} is the charm yield (i.e., the average number of charm particles per event) defined as

$$n_c = 1 + b(B \rightarrow X_{cc} B \rightarrow \text{no charm}) : \quad (34)$$

For these quantities the present experimental situation is the following:

CLEO	LEP
$B_{SL} = (10.19 \pm 0.37)\%$	$(11.12 \pm 0.20)\%$
$n_c = 1.12 \pm 0.05$	1.20 ± 0.07

The LEP value for B_{SL} must be corrected for the admixture from the other b hadrons which are produced together with the B -meson at the center-of-mass energy $\sqrt{s} = M_Z$. This gives $B_{SL}^{corr} = (11.12 \pm 0.20)\% - \frac{(B)}{(b)} = (11.4 \pm 0.2)\%$

Theoretical uncertainties in the predictions for B_{SL} come from a variety of sources: the quark masses m_b and m_c , unknown higher order radiative and power corrections, the choice of renormalization scale μ , and even the applicability of local parton-hadron duality in the various processes which contribute to (32).

A convenient parametrization of the dependence of the results on m_b , m_c and μ is to use the dimensionless quantities $\frac{m_c}{m_b}$ and $\frac{\mu}{m_b}$.

Using the HQET, the $m_b - m_c$ mass difference can be derived from the relation

$$m_b - m_c = (m_B - m_D) \left(1 - \frac{1}{2m_B m_D} \right) + O\left(\frac{1}{m_Q^2}\right) \quad (35)$$

where m_Q denotes either m_b or m_c . The value of μ depends on the renormalization prescription and is subject to large uncertainties. Using $m_B = 5.31 \text{ GeV}/c^2$ and $m_D = 1.97 \text{ GeV}/c^2$, and taking the estimate of μ obtained in dimensional regularization, $\mu = (0.4 \pm 0.2) \text{ GeV}$, the mass difference was originally estimated to be $m_b - m_c = (3.4 \pm 0.3 \pm 0.3) \text{ GeV}/c^2$, where the first error reflects the uncertainty in the value of μ and the second takes into account higher order corrections. More recently, lower values of μ have been presented in the literature, and μ as small as 0.1 GeV remains an open possibility. By taking $\mu = 0.1 \text{ GeV}$, one gets $m_b - m_c = 3.34 \pm 0.35$. Results for B_{SL} and n_c presented here are obtained by assuming the broader range

$$m_b - m_c = (3.40 \pm 0.06) \text{ GeV}/c^2 : \quad (36)$$

Allowing the b -quark pole mass to vary in the range $m_b = 4.8 \pm 0.2 \text{ GeV}/c^2$, one obtains for the charm-to-bottom mass ratio $0.25 < \frac{m_c}{m_b} < 0.33$. Taking into account the uncertainty on $\frac{m_c}{m_b}$

one gets

$$\begin{aligned} B_{SL} &= (12.0 \pm 1.0)\% ; n_c = 1.20 \pm 0.06 \frac{1}{m_b} = 1; \\ B_{SL} &= (10.9 \pm 1.0)\% ; n_c = 1.21 \pm 0.06 \frac{1}{m_b} = \frac{1}{2}; \end{aligned} \quad (37)$$

This example calculation demonstrates that it is not hard to reproduce the LEP results by adjusting the input parameters m_b and n_c , while the CLEO results remain outside the theoretically preferred region. This is a feature of the more complete analyses as well. The theoretical prediction of the nonleptonic width is an essential ingredient in the calculations of these quantities. The theoretical prediction of $B(B \rightarrow X_\infty)$ is $22 \pm 6\%$ in good agreement with the experimental value obtained by the CLEO collaboration $B(B \rightarrow X_\infty) = 23.9 \pm 3.8\%$.

Conclusion

This situation has led to considerable theoretical speculation, chiefly regarding mechanisms to increase the hadronic branching fraction without at the same time significantly increasing the charm fraction. These efforts fall into two classes, those that look for this possibility within the Standard Model e.g., [25] and those that suggest this result is a possible indicator of beyond Standard Model physics e.g., [26]. Both the experimental situation and the theoretical uncertainties of Standard Model predictions for charmless hadronic decays will have to be clarified before one can understand whether or not there are new physics effects here.

References

- [1] J. Chay, H. Georgi and B. Grinstein, Phys. Lett. B 247, 399 (1990).
- [2] B. Guberina et al., Phys. Lett. B 89, 111 (1979); N. Bilic, B. Guberina and J. Trampetic, Nucl. Phys. B 248, 261 (1984); B. Guberina, R. Ruckl and J. Trampetic, Z. Phys. C 33, 297 (1986).
- [3] M. A. Shifman and M. B. Voloshin, Sov. J. Nucl. Phys. 41 (1985); JETP 64, 698 (1986).
- [4] I. I. Bigi, N. G. Uraltsev and A. I. Vainshtein, Phys. Lett. B 293, 430 (1992); Phys. Lett. B 297, 477 (E) (1993).
- [5] I. I. Bigi et al., Phys. Rev. Lett. 71, 496 (1993); Phys. Lett. B 328, 431 (1994).

- [6] Int. J. Mod. Phys. A 9, 2467 (1994).
- [7] I.I. Bigi and N. Ural'tsev, Phys. Lett. B 280, 271 (1992).
- [8] A. V. Manohar and M. B. Wise, Phys. Rev. D 49, 1310 (1994); W. Grimus, Fortschr. Phys. 36, 201 (1988).
- [9] P. Ball, M. Beneke and V. M. Braun, Phys. Rev. D 52, 3929 (1995); M. Shifman, N. Ural'tsev and A. Vainshtein, Phys. Rev. D 51, 2217 (1995); I. Bigi, M. Shifman and N. Ural'tsev, Ann. Rev. Nucl. Part. Sci. 47, 591 (1997).
- [10] A. J. Buras and P. H. Weisz, Nucl. Phys. B 333, 66 (1990); A. J. Buras et al., Nucl. Phys. B 370, 69 (1992); Addendum, Nucl. Phys. B 375, 501 (1992); A. J. Buras, M. Jamín and M. E. Lautenbacher, Nucl. Phys. B 400, 37 (1993); Nucl. Phys. B 400, 75 (1993).
- [11] G. Altarelli et al., Nucl. Phys. B 187, 461 (1981); M. Ciuchini et al., Nucl. Phys. B 415, 403 (1994); Z. Phys. C 68, 239 (1995).
- [12] E. Bagan et al., Nucl. Phys. B 432, 38 (1994); Phys. Lett. B 342, 362 (1995); Phys. Lett. B 351, 546 (1995).
- [13] L. Koyrakh, Phys. Rev. D 49, 3379 (1994).
- [14] M. Voloshin and M. Shifman Sov. J. Nucl. Phys. 45, 292 1987.
- [15] M. Neubert and C. T. Sachrajda, Nucl. Phys. B 438, 238 (1995).
- [16] M. Beneke, G. Buchalla and I. Dunietz, Phys. Rev. D 54, 4419 (1996).
- [17] Y.-Y. Keum and U. Nierste, Phys. Rev. D 57, 4282 (1998).
- [18] N. Ural'tsev Phys. Lett. B 376, 303 1996.
- [19] J. L. Rosner Phys. Lett. B 379, 267 1996.
- [20] T. Junk, in Proceedings of the 2nd International Conference on B Physics and CP Violation, Honolulu, Hawaii, March (1997).

- [21] G. Bellini, I. Bigi, and P. Doman, Phys. Rep. 289, 1 (1997).
- [22] I. I. Bigi, in Continuous Advances in QCD 1996, M. Polikarpov, ed., World Scientific, Singapore (1996).
- [23] M. Neubert and C. Sachrajda, Nucl. Phys. B 483, 339 (1997).
- [24] A. Lenz, U. Nierste and G. Ostermaier, Phys. Rev. D 56, 7228 (1997).
- [25] I. Dunietz, et al., Phys. Rev. Lett. 73, 1075 (1994); Eur. Phys. Jour. C 1, 211 (1998); F. Close et al., Phys. Rev. D 57, 5653 (1998); G. Childaze, A. F. Falk, and A. A. Petrov, Phys. Rev. D 58, 034013 (1998).
- [26] A. L. Kagan et al., Phys. Rev. D 51, 6196 (1995); M. Ciuchini, E. Gabrielli, and G. F. Giudice, Phys. Lett. B 388, 353 (1996); Phys. Lett. B 293, 489E (1997).